

TURNITIN --

TIK-329 The Stability of pH and the Concentrations of Iron and Manganese in Acid Mine Drainage Following Coal Fly Ash and ...

 TIK-14

 TIK

 Lambung Mangkurat University

Document Details

Submission ID

trn:oid::1:2984322343

Submission Date

Aug 16, 2024, 3:01 PM GMT+7

Download Date

Aug 16, 2024, 3:06 PM GMT+7

File Name

TIK-329.pdf

File Size

846.0 KB

11 Pages

7,607 Words

37,710 Characters

17% Overall Similarity

The combined total of all matches, including overlapping sources, for each database.





Filtered from the Report

- Bibliography




Exclusions

- 21 Excluded Sources

Match Groups

-  **61 Not Cited or Quoted 15%**
Matches with neither in-text citation nor quotation marks
-  **15 Missing Quotations 2%**
Matches that are still very similar to source material
-  **0 Missing Citation 0%**
Matches that have quotation marks, but no in-text citation
-  **0 Cited and Quoted 0%**
Matches with in-text citation present, but no quotation marks

Top Sources

- 12%  Internet sources
- 14%  Publications
- 4%  Submitted works (Student Papers)

Integrity Flags

0 Integrity Flags for Review

No suspicious text manipulations found.

Our system's algorithms look deeply at a document for any inconsistencies that would set it apart from a normal submission. If we notice something strange, we flag it for you to review.

A Flag is not necessarily an indicator of a problem. However, we'd recommend you focus your attention there for further review.

Match Groups

- **61 Not Cited or Quoted 15%**
Matches with neither in-text citation nor quotation marks
- **15 Missing Quotations 2%**
Matches that are still very similar to source material
- **0 Missing Citation 0%**
Matches that have quotation marks, but no in-text citation
- **0 Cited and Quoted 0%**
Matches with in-text citation present, but no quotation marks

Top Sources

- 12% Internet sources
- 14% Publications
- 4% Submitted works (Student Papers)

Top Sources

The sources with the highest number of matches within the submission. Overlapping sources will not be displayed.

1	Student papers		
		Universitas Pendidikan Ganesha	2%
2	Publication		
		Akhmad R. Saidy, Fakhrur Razie, Noor Aidawati, Taufik Hidayat. "Increases in Gre...	1%
3	Internet		
		biodiversitas.mipa.uns.ac.id	1%
4	Internet		
		iopscience.iop.org	1%
5	Internet		
		worldwidescience.org	1%
6	Internet		
		www.researchgate.net	1%
7	Internet		
		repositorio.uam.es	1%
8	Internet		
		www.mdpi.com	0%
9	Publication		
		Fonseka, Charith. "Selective Recovery of Rare Earth Elements and Valuable Metal...	0%
10	Internet		
		mdpi-res.com	0%

11	Internet	repositorio.udec.cl	0%
12	Publication	Simms, Tatum. "Electrochemically Precipitated Struvite Effects on Soil Property a...	0%
13	Internet	etd.uovs.ac.za	0%
14	Internet	www.isofar.org	0%
15	Publication	"Industrial Waste Engineering", Springer Science and Business Media LLC, 2023	0%
16	Publication	A.J. Cochran, M.R. Farrally. "Science and Golf II - Proceedings of the 1994 World Sc...	0%
17	Internet	chiwu.chem.cuhk.edu.hk	0%
18	Publication	LIN, X.Y.. "Isolation and Characterization of a Bensulfuron-Methyl-Degrading Stra...	0%
19	Student papers	University of Sheffield	0%
20	Internet	perfilesycapacidades.javeriana.edu.co	0%
21	Publication	"Advances in Integrated Soil Fertility Management in sub-Saharan Africa: Challen...	0%
22	Student papers	Imperial College of Science, Technology and Medicine	0%
23	Publication	Ismi Rajiani, Deasy Arisanty, I Gede Riana. "Social Media: The New Frontier for Hu...	0%
24	Internet	intl-soil.scijournals.org	0%

25	Internet	e-space.mmu.ac.uk	0%
26	Internet	ojs.wiserpub.com	0%
27	Publication	"Proceedings of the VII. Alps-Adria Scientific Workshop, 28 April-2 May 2008, Stara...	0%
28	Publication	Donald A. Hammer. "Constructed Wetlands for Wastewater Treatment - Municipa...	0%
29	Publication	Haixia Wang, Mingliang Zhang, Qi Lv, Junbing Xue, Jie Yang, Xuemei Han. "Effecti...	0%
30	Internet	jtam.ulm.ac.id	0%
31	Internet	prr.hec.gov.pk	0%
32	Internet	repositorio.ufra.edu.br	0%
33	Internet	www.e3s-conferences.org	0%
34	Publication	"Coal Combustion Byproducts and Environmental Issues", Springer Nature, 2006	0%
35	Publication	Jimenez-Rodriguez, A.M.. "Heavy metals removal from acid mine drainage water ...	0%
36	Publication	Mahmood Aliofkhazraei, Nasar Ali, William I. Milne, Cengiz S. Ozkan, Stanislaw Mi...	0%
37	Publication	Mauricio Montecinos, Marina Coquery, Marco A. Alsina, Marie Bretier, Jean-Franç...	0%
38	Publication	Nand Kumar Fageria. "Nitrogen Management in Crop Production", CRC Press, 2019	0%

39	Publication	Robbani Hanida, Sih Dewi Widyatmani, Prasojo Haryuni, Supriyadi. "Impacts of v...	0%
40	Publication	Shichan Qin, Xuexian Li, Jiangxun Huang, Wei Li, Pan Wu, Qingguang Li, Ling Li. "I...	0%
41	Publication	T R Crompton. "Determination of Metals in Natural and Treated Water", CRC Pres...	0%
42	Internet	assets.researchsquare.com	0%
43	Internet	ia800907.us.archive.org	0%
44	Internet	open.uct.ac.za	0%
45	Internet	ouci.dntb.gov.ua	0%
46	Internet	researchcommons.waikato.ac.nz	0%
47	Internet	researchrepository.universityofgalway.ie	0%
48	Internet	univendspace.univen.ac.za	0%
49	Internet	www2.mdpi.com	0%
50	Publication	Dong-mei Fan, Kai Fan, Cui-ping Yu, Ya-ting Lu, Xiao-chang Wang. "□□□□□□□□□□□□...	0%
51	Publication	E.A. Paul, E.T. Elliott, K. Paustian, C.V. Cole. "Soil Organic Matter in Temperate Agr...	0%
52	Publication	Khalifa Lounate, Lucie Coudert, Thomas Genty, Guy Mercier, Jean Francois Blais. "...	0%

53	Publication	Shaopan Xia, Zhaoliang Song, Paramsothy Jeyakumar, Nanthi Bolan, Hailong Wan...	0%
54	Publication	U. Aswathanarayana. "Mineral Resources Management and the Environment", CR...	0%
55	Publication	"Hybridized Technologies for the Treatment of Mining Effluents", Wiley, 2023	0%
56	Publication	Hati, K.M.. "Changes in soil physical properties and organic carbon status at the ...	0%
57	Publication	N.S. Bolan, M.B. Kirkham, Y.S. Ok. "Spoil to Soil - Mine Site Rehabilitation and Rev...	0%
58	Publication	YANG, Jun-Xing, Yong LIU, and Zhi-Hong YE. "Root-Induced Changes of pH, Eh, Fe(...	0%

The Stability of pH and the Concentrations of Iron and Manganese in Acid Mine Drainage Following Coal Fly Ash and Empty Fruit Bunch of Oil Palm Treatments

Abdul Haris^{1,2}, Hairil Ifansyah², Afiah Hayati², Muhammad Mahbub², Meldia Septiana², Ronny Mulyawan³, Ihsan Noor⁴, Akhmad R. Saidy^{1,2,5*}

¹ Center for Post-mining Land Studies, Lambung Mangkurat University, Jalan Jenderal Achmad Yani KM 36 Simpang Empat Banjarbaru 70714, South Kalimantan, Indonesia

² Soil Science Study Program, Faculty of Agriculture, Lambung Mangkurat University, Jalan A. Yani KM 36, Simpang Empat Banjarbaru 70714, Kalimantan Selatan, Indonesia

³ Agroecotechnology Study Program, Faculty of Agriculture, Lambung Mangkurat University, Jalan A. Yani KM 36, Simpang Empat Banjarbaru 70714, Kalimantan Selatan, Indonesia

⁴ Mining Engineering Study Program, Faculty of Engineering, Lambung Mangkurat University, Jalan A. Yani KM 36, Simpang Empat Banjarbaru 70714, Kalimantan Selatan, Indonesia

⁵ Doctoral Program of Agricultural Science, Postgraduate Program Lambung Mangkurat University, Jalan A. Yani KM 36, Simpang Empat Banjarbaru 70714, Kalimantan Selatan, Indonesia

* Corresponding author's e-mail: asaidy@ulm.ac.id

ABSTRACT

AMD (acid mine drainage) with low pH and high content of heavy metals is a serious environmental problem in mining activities. Proper AMD management is crucial to ensure compliance with the standards of environmental quality before allowing the flow to the public water system. The objective of this study was to assess the efficacy of increasing pH and decreasing Fe alongside the concentrations of Mn in AMD with the addition of coal fly ash (CFA) and empty fruit bunch of oil palm (EFBOP). A total of four treatments, namely: (1) control (soil without treatment), (2) soil + EFBOP, (3) soil + CFA, and (4) soil + EFBOP + CFA were tested for the ability to improve AMD quality in a batch reactor experiment for 90 days. Weekly observations were carried out for pH, Fe, and Mn concentrations during the experiment, where part of AMD in the reactor was drained and replaced with fresh ones. The results showed that single treatment of EFBOP or CFA caused a pH increase at 2.8 to 5.1–5.4 and 6.3–6.8, respectively. Furthermore, a greater increase occurred from 2.8 to 7.0–7.8 when EFBOP was combined with CFA application. This combination also showed a greater reduction in the concentrations of Fe and Mn compared to the single treatment of EFBOP or CFA. The increase in pH and decrease in Fe alongside the Mn concentrations began in the 3rd week, and this effect was stable during the 90 days of the experiment. The results underscore the potential of EFBOP and CFA as agricultural and industrial wastes in long-term AMD management.

Keywords: carboxyl groups; dissociation; remediation; sorption; sulphuric compounds

INTRODUCTION

Mining activities are often associated with AMD (acid mine drainage) formation, a phenomenon triggered when the sulfide minerals found in rocks and soils are exposed to air and water (Tabelin et al., 2022; Jiao et al., 2023). This exposure results in the production of sulfuric acid,

which then dissolves other minerals in the rocks, releasing heavy metals, including iron (Fe), aluminum (Al), and manganese (Mn) (Trifi et al., 2022). Consequently, AMD becomes highly acidic and contains high concentrations of these toxic metals (Zheng et al., 2023). The AMD effect towards aquatic ecosystems is profound, including the disruption of fish and benthic invertebrate

1 survival and reproduction (Núñez-Gómez et al., 2019; Lebepe et al., 2020). Rice grown on the agricultural soils previously exposed to AMD for 22–25 years has also resulted in concentrations of total chromium and Mn above the WHO/FAO limit (Senoro et al., 2020). Furthermore, the AMD discharge to agricultural soils reportedly caused a 62% rice production reduction (Choudhury et al., 2017). The studies mentioned underscored the importance of preventing the release of AMD into agricultural soils and implementing remediation measures to mitigate the detrimental effects on the environment.

6 Active treatments, such as lime application, are user-friendly and efficient approaches in AMD remediation (Elghali et al., 2021; Daraz et al., 2023), but this method is frequently considered expensive and uneconomical. Passive treatment is also often applied to decrease the destructive AMD effects toward the environment. This method implements some biochemical processes, including precipitation, adsorption, ion exchange, sedimentation, and complexation in reducing acidity and the concentrations of toxic metals (Sheoran and Sheoran, 2006; Vasquez et al., 2022). Passive treatment is considered a cheaper, less operational, and higher energy energy-efficient method compared to active treatment (Rambabu et al., 2020). Several studies also showed that passive treatments had high effectiveness in raising pH and decreasing the AMD heavy metal concentrations (Chen et al., 2020; Singh and Chakraborty, 2020). The effectiveness of passive treatments in remediating AMD is determined by the natural processes to counterbalance the acidity as well as to oxidize, decrease, and precipitate toxic metals (Sheoran and Sheoran, 2006; Ben-Ali et al., 2019). Therefore, the existence of substances capable of lowering or adsorbing H^+ ions or toxic metals has an essential function in the effectiveness of this system (Neff et al., 2021).

14 Coal fly ash (CFA) found in coal power plants typically has a high cation-oxides content (Laxmidhar and Subhakanta, 2020; Zimar et al., 2022), making CFA a potent candidate for neutralizing H^+ ions and increasing AMD pH. Several previous studies reported the role of CFA in AMD remediation (Kalombe et al., 2020; Weinberg et al., 2022). Moreover, empty fruit bunch of oil palm (EFBOP) produced by oil palm processing factory has a high organic carbon (C) content (Noirot et al., 2022), capable of binding metals in soils and water. Modified EFBOP has been applied as adsorbent materials for adsorbing pollutants

from wastewater (Elias et al., 2021; Zubaidah et al., 2021). These studies highlighted the potential of CFA and EFBOP as industrial and agricultural wastes in suppressing the detrimental effect of AMD on the environment.

The usage of various organic materials (OM) and different materials in remediating AMD often leads to varying longevity in improvement. Furthermore, Noor et al. (2020) stated that the mixture of EFBOP and reclaimed mine soil improved AMD pH from below 4.0 to 7.0 during a 15-day treatment. Moreover, Vasquez et al. (2016) found that the different organic and inorganic materials resulted in increased pH as well as decreased concentrations of Fe and Mn during a 45-day batch experiment. Furthermore, the application of CFA containing high CaO and MgO led to the cationic element removal, including Mn, Fe, and Al from AMD during short-term (24 h) and long-term (up to 5 weeks) based on the lab-scale experiments. The findings showed that the effect of CFA and other materials on improving the quality of AMD occurred at different time durations. Despite the numerous studies on agricultural and industrial waste utilization, information on the longevity of changes in AMD characteristics following EFBOP and CFA application remains very limited. Hence, the objective of this study was to quantify the impact of EFBOP and CFA application toward the stability of pH, as well as the Fe and Mn concentrations in AMD. Observations were carried out for 90 days to assess the impact of treatment on the duration of changes in AMD characteristics.

MATERIALS AND METHODS

Sampling and characterization of soil, coal fly ash, EFBOP, and acid mine drainage

46 A sample was taken from reclaimed mining soil in Desa Tiung, Banjar Regency, South Kalimantan, Indonesia. This reclaimed mining soil was previously coal mining land that had been planted with rubber plants for 7 years. The soil sample was taken at a depth of 0–30 cm from several points, and homogenized after being cleaned of roots and plant litter. Subsequently, it was carried to the laboratory to be air-dried and ground to a 2.0 mm size, kept until further use, and some parts were used to determine soil characteristics. CFA was collected from the coal power plant disposal site at Desa Jorong, Tanah Laut Regency, while EFBOP was

17
30
48

obtained from oil palm factory situated at Desa Ambungan, Pulau Laut Regency, South Kalimantan, Indonesia. CFA and EFBOP were transported to the laboratory and then air-dried for several days. Air-dried CFA was filtered to obtain a size of ≤ 2.0 mm, while EFBOP was ground to a 2.0 mm size. Furthermore, both materials were stored until further use, and some were used for characterization. AMD was collected from abandoned voids of a coal mine located in Desa Tiung, Banjar Regency, South Kalimantan, Indonesia.

11
58
37

Characterization of soil and CFA carried out included the determination of bulk density utilizing the ring sampler technique (Blake and Hartge, 1986), pH through the electrode glass method (McLean, 1982), organic C by Walkley-Black method (Nelson and Sommers, 1996), and total nitrogen (N) utilizing Kjeldahl technique (Bremer and Mulvaney, 1982). Soil and CFA were digested using HClO_4 60% and the total phosphorous content was quantified at 660 nm with a spectrophotometer (Olsen and Sommers, 1982). The contents of Mg, Ca, Al, and Fe were determined through the soil and CFA digestion utilizing the of HNO_3 and HClO_4 mixture, as well as quantification of the digested solution utilizing an atomic absorption spectrophotometer (Barnhisel and Bertsch, 1982; Knudsen and Peterson, 1982; Lanyon and Heald, 1982; Olson and Ellis, 1982). Meanwhile, soil texture and exchangeable cation were assessed with sieving-sedimentation method (Gee and Bander, 1986) and ammonium acetate at pH 7.0 (Rhoades, 1982), respectively.

24
50
3

Characterization of EFBOP included the determination of organic C content using the Walkley-Black technique (Nelson and Sommers, 1996) and total N content utilizing the Kjeldahl technique (Bremer and Mulvaney, 1982). Total P content was specified with the procedure of HClO_4 60% digestion (Olsen and Sommers, 1982). The contents of carbohydrates and lignin were quantified utilizing the anthrone-sulfuric acid method (Grandy et al., 2000), and sodium hydroxide method (Chesson, 1981), respectively.

Batch experiment

40
8

The effect of CFA and EFBOP application on the stability of pH and the concentrations of Fe and Mn in AMD was determined using a batch experimentation. The treatments tested in this study were: (1) control (soil without treatment), (2) soil + EFBOP, (3) soil + CFA, and (4) soil + EFBOP +

CFA. All treatments had 6 replicates, totaling 24 experimental units. About 2000 g soil was placed in an acrylic reactor with dimensions of 30 cm in length, 15 cm in width, and 10 cm in height, and EFBOP as well as CFA were added and homogenized to soil in accordance to the treatments. The amount added was equal to the field at 100 Mg ha^{-1} and 200 Mg ha^{-1} , respectively. Aquadest was incorporated into the mixture of soil-EFBOP/CFA to obtain 70% of water holding capacity, hence the incubation of mixtures were carried out at a constant temperature within 2 weeks. In line with the incubation period completion, 200 g of soil was sub-sampled from each reactor for the measurement of several soil characteristics. The pH and CEC were determined with a similar method used to characterize untreated soils. Meanwhile, total functional groups of organic matter and specific surface areas of soil were determined by using the technique based on Kim and Park (2016) as well as Sepaskhah et al. (2010), respectively.

AMD was flooded gradually to each reactor until the height reached 3 cm from soil surface, while the differences in pH and the metal (Fe and Mn) concentration were observed every 7 days during a 90-day observation period. Furthermore, the measurement of pH was conducted utilizing a portable pH meter (Hanna HI98190), and the concentrations of Fe alongside Mn were measured by accumulating treated AMD at 50 mL from every reactor. The sample filter were carried out through a 0.45 syringe filter (MF-Millipore® Membrane Filter), and quantified with atomic absorption spectrophotometry. After measuring pH and the concentrations of metals every week, AMD in each reactor was drained up to the surface, and then fresh ones were slowly added until the height reached 3 cm from the soil surface. The cycle of drainage and fresh AMD addition to the reactor was repeated weekly.

Data analysis

The EFBOP and CFA effect on the stability of pH, Fe and Mn concentrations in treated AMD was determined by analysis of variance (ANOVA). All collected data were quantified through the Barlett and Shapiro-Wilk tests to ensure homogeneous variance and normal distribution, respectively. In addition, the mean comparison of the treatments with a significant effect on the observed variables was carried out using least significant difference (LSD) test at $P < 0.05$. The

software package of GenStat 12th Edition was used for the entire statistical analysis.

RESULTS AND DISCUSSION

Characteristics of soil, coal fly ash, and empty fruit bunch of oil palm

This study utilized the soil characterized by the texture of clay, an increased bulk density, and an acid soil reaction (pH H₂O = 4.1 and pH KCl = 3.7). The organic C and total N contents were also low, reaching 12.7 g kg⁻¹ and 1.1 g kg⁻¹ (Table 1). Furthermore, the Al and Fe contents were relatively low, with soil CEC reaching 24 cmol kg⁻¹ (Table 1). The results were consistent with previous studies stating that clay soil texture, high bulk density, low pH, and low organic C, and total N were characteristics of reclaimed mining soil (Liu et al., 2017; Kumari and Maiti, 2022).

The CFA used in this study showed a high bulk density at 1.7 kg m⁻³ with an alkaline pH (pH H₂O = 7.9, pH KCl 1.0 N = 6.9). The organic C, N, and P content were relatively low, while the Ca and Mg levels were high. The Al and Fe contents also reached 376 mg kg⁻¹ and 213 mg kg⁻¹, respectively, as shown in Table 1. Meanwhile, EFBOP contained a high organic C content (412 g kg⁻¹), low total N content (22 g kg⁻¹), along with higher carbohydrates than lignin.

Changes in pH of AMD influenced by CFA and EFBOP applications

The study indicated that pH in the control (soil without treatment) of AMD remained relatively unchanged for 90 days, ranging from 2.8–3.7 (Figure 1a). Meanwhile, the application of CFA and EFBOP either individually or in combination increased pH. In EFBOP treatment, pH increased from 2.8 to 5.1–5.4 in the 2nd and 3rd weeks, then remained relatively unchanged until day 90 (Figure 2a). The application of CFA also increased pH, and this change was relatively stable for 90 days, ranging from 6.3–6.8. The combined application of EFBOP and CFA showed similar results with a pH range of 7.1–7.8 (Figure 2a). Observation of changes on day 90 demonstrated that the combination of EFBOP, and CFA application showed the highest enhancement in pH compared to other treatments (Figure 2b). The treated AMD pH increased from 2.8 to 5.3 with EFBOP, and 6.7 with the CFA, while in the combination treatment, the value was 7.7.

The pH increase could be related to the neutralization reaction between positively charged H⁺ ions of AMD and negatively charged functional groups of OM originating from the decomposition of added EFBOP. This process led to a reduction in H⁺ ions in AMD, followed by an increase in pH. A previous study showed that the addition of OM to reclaimed-mined soil raised the total functional

Table 1. Characteristics of soil, CFA, and EFBOP. Numbers following the plus-minus sign (±) represent the standard deviation of mean (n = 3)

Characteristics		Soil	Coal fly ash	Empty fruit bunch of oil palm
Texture:	Sand (%)	32.34 ± 4.23	-	-
	Silt (%)	23.87 ± 3.76	-	-
	Clay (%)	43.79 ± 7.54	-	-
Bulk density (kg m ⁻³)		1.87 ± 0.84	1.76 ± 0.09	-
pH (H ₂ O)		4.12 ± 0.87	7.98 ± 0.89	-
pH (KCl 1.0 N)		3.65 ± 0.34	6.87 ± 0.45	-
Organic C (g kg ⁻¹)		12.56 ± 5.43	4.56 ± 0.87	412.45 ± 9.76
Total N (g kg ⁻¹)		1.13 ± 0.76	0.41 ± 0.07	21.56 ± 2.45
Total P (g kg ⁻¹)		14.65 ± 3.45	4.65 ± 0.12	14.67 ± 1.12
Magnesium (mg kg ⁻¹)		5.43 ± 0.56	476.45 ± 9.65	-
Calcium (mg kg ⁻¹)		7.54 ± 0.87	687.23 ± 8.67	-
Iron (mg kg ⁻¹)		4.23 ± 0.56	213.45 ± 7.84	-
Aluminium (mg kg ⁻¹)		3.65 ± 0.32	376.34 ± 8.43	-
CEC (cmol kg ⁻¹)		23.65 ± 3.23	-	-
Carbohydrates (g kg ⁻¹)		-	-	41.56 ± 0.67
Lignin (g kg ⁻¹)		-	-	78.89 ± 0.98

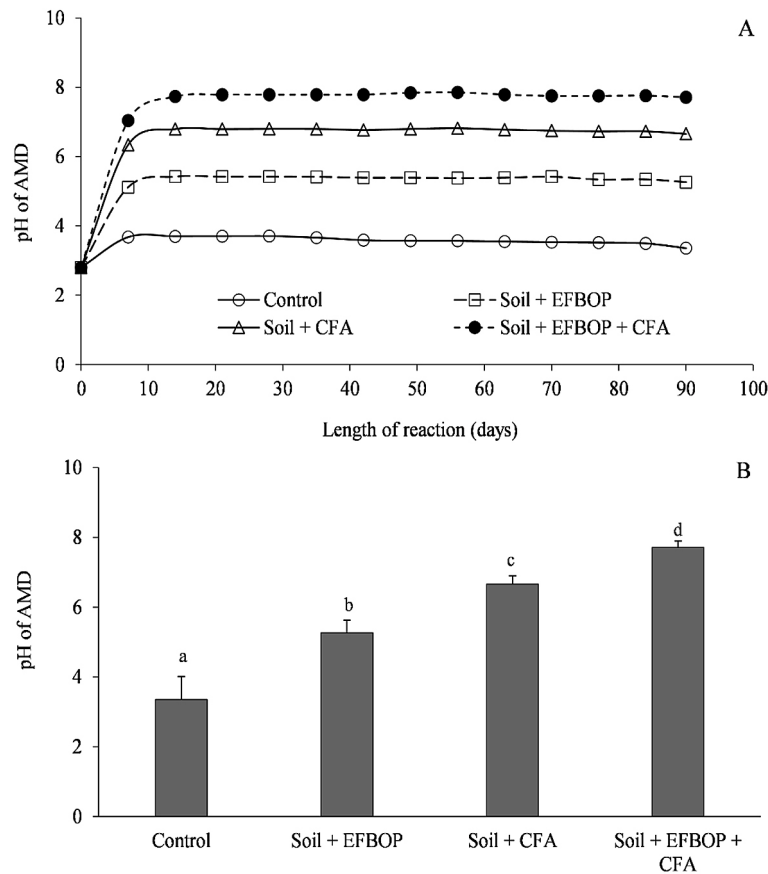


Figure 1. Differences in pH of AMD influenced by CFA and EFBOP applications during a 90-day observation (a) and pH observed on the 90th day (b). The lines above the bar indicate the standard deviation of the mean ($n = 6$). Identical letters above the lines show the comparable effects of the treatments as per the LSD test at $P \leq 0.05$

groups of organic matter at 365–696%, based on the type and amount applied (Saidy et al., 2021a). In another study, Hamoud (2010) found that the application of rice straw compost raised the number of carboxylic and phenolic groups in soil. The results underscored the importance of functional groups from the organic material decomposition in AMD remediation.

CFA caused a rise in pH because Ca and Mg oxides were subjected to a dissolution reaction to produce OH^- ions which then reacted with the H^+ ions from AMD (Gitari et al., 2008; Jones and Cetin, 2017). Dissolution of MgO and CaO oxides produced the pH of CFA-AMD mixture in the range of 6.20–6.80 (Gitari et al., 2018). According to a study, the sulfur content of CFA determines the ability to increase the pH of AMD (Plank and Martens, 1974). Acid ($\text{pH} < 7.0$) and alkaline CFA generally originate from coal with a high (anthracite) (Furr et al., 1977) and low sulfur content (Page et al., 1979), respectively. Furthermore, Qureshi et al. (2016) stated that the ability to neutralize acidity varied from 20 kg CaCO_3

Mg^{-1} in CFA originating from lignite coal to 25 kg $\text{CaCO}_3 \text{Mg}^{-1}$ in coal ash from bituminous coal.

The pH increase with the CFA addition was in accordance with several previous studies. For example, Mungazi and Gwenzi (2019) observed changes in pH in coal mine minerals combined with CFA using a column experiment, and reported an expansion from very acidic (pH 2.9) to alkaline (pH 8.0). Furthermore, Nasir et al. (2016) recorded a rise in AMD pH with column experiments containing CFA. Because of high CaO and MgO contents, CFA can be utilized as an ameliorant material in waste-based AMD management (Keller et al., 2020; Yang et al., 2020).

Changes in the concentration of iron and manganese of AMD influenced by CFA and EFBOP applications

The study stated that CFA and EFBOP reduced the Fe concentration in AMD. During a-90 day period, the Fe concentration in the sample without treatment (control) ranged from 6.5–7.1

mg L⁻¹ (Figure 2a). The addition of EFBOP to soil resulted in a decrease to 4.7 mg L⁻¹ in the 1st week, 4.3 mg L⁻¹ in the 2nd week, and then stabilized to 4.0 mg L⁻¹ in the 13th week. The Fe concentration in AMD with CFA addition treatment also decreased from 7.1 mg L⁻¹ to 3.2 mg L⁻¹ in the 2nd week and remained relatively unchanged at 2.9 mg L⁻¹ in the 13th week. In the combination treatment, Fe decreased from 7.1 mg L⁻¹ to a range of 0.9–1.1 mg L⁻¹ in the 3rd to 13th week. On the basis of the results, the Fe concentration in all treatments from week 3 to week 13 relatively did not change. Furthermore, the application of EFBOP and CFA caused a reduction by 39% and 55%, respectively. The level also decreased significantly by 85% when CFA was applied in combination with EFBOP (Figure 2B).

Similar to the Fe concentration, the CFA and EFBOP treatments also led to the stability of Mn during a period of 3–13 weeks after incorporation of AMD into the reactors. The concentration in the control was in the range of 19.1–20.0 mg L⁻¹ during 13 weeks (Figure 3a). The application of EFBOP resulted in a decrease from 19.1 mg L⁻¹

in the control to 8.52 mg L⁻¹ in the 3rd week and remained stable until the 13th week. Furthermore, the Mn concentration in the CFA treatment decreased from 19.1 mg L⁻¹ to 8.5 mg L⁻¹ in the 3rd week and did not change until the 13th week. In the combination treatment, a reduction was evaluated from 19.1 mg L⁻¹ to 4.06 mg L⁻¹ and remained unchanged until the 13th week (Figure 3a). At week 13, the Mn concentrations decreased by 55% with the addition of EFBOP, 70% with CFA application, and 80% in the combination treatment (Figure 3b).

The decrease in the Fe, and Mn concentrations was attributed to increasing adsorption of the metals in the presence of EFBOP. According to previous reports, the organic matter decomposition process produces functional groups, which in turn increase the negative charges of soils (Choppala et al., 2018; Cooper et al., 2020). Total functional groups including carboxyl, phenolic, and hydroxyl in this study, increased from 1.4 mmol g⁻¹ in the control to 9.2–11.5 mmol g⁻¹ in the EFBOP treatment (Table 2). An increase in negative soil charges was also shown by a rise

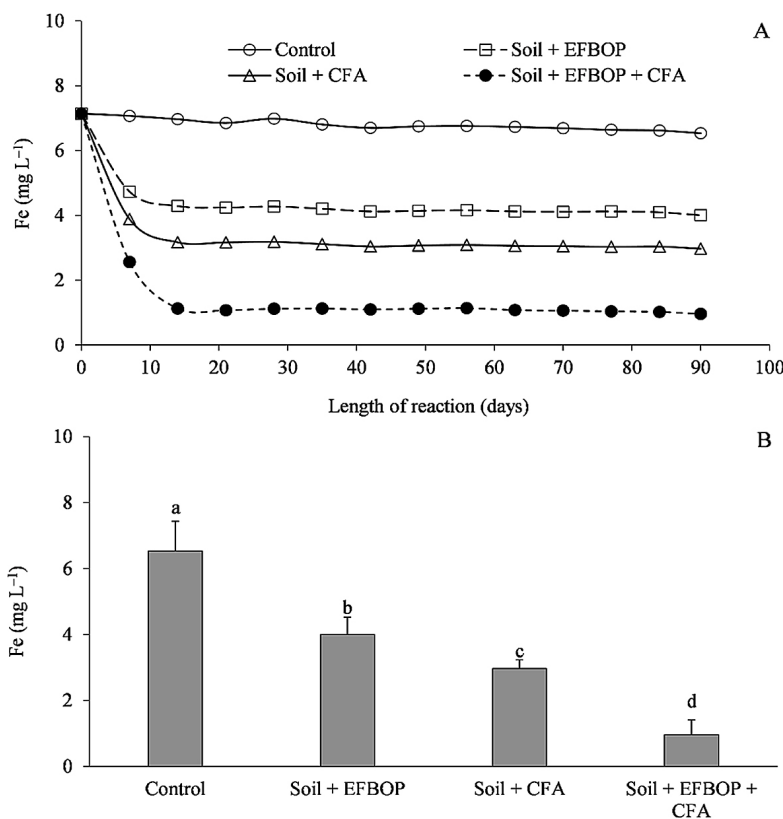


Figure 2. Changes in the Fe concentration of AMD influenced by CFA and EFBOP applications during the 13-week observation period (A) and the Fe concentration observed on the 13th week (B). The lines above the bar indicate the standard deviation of the mean (n = 6). Identical letters above the lines show the comparable effects of the treatments as per the LSD test at $P \leq 0.05$

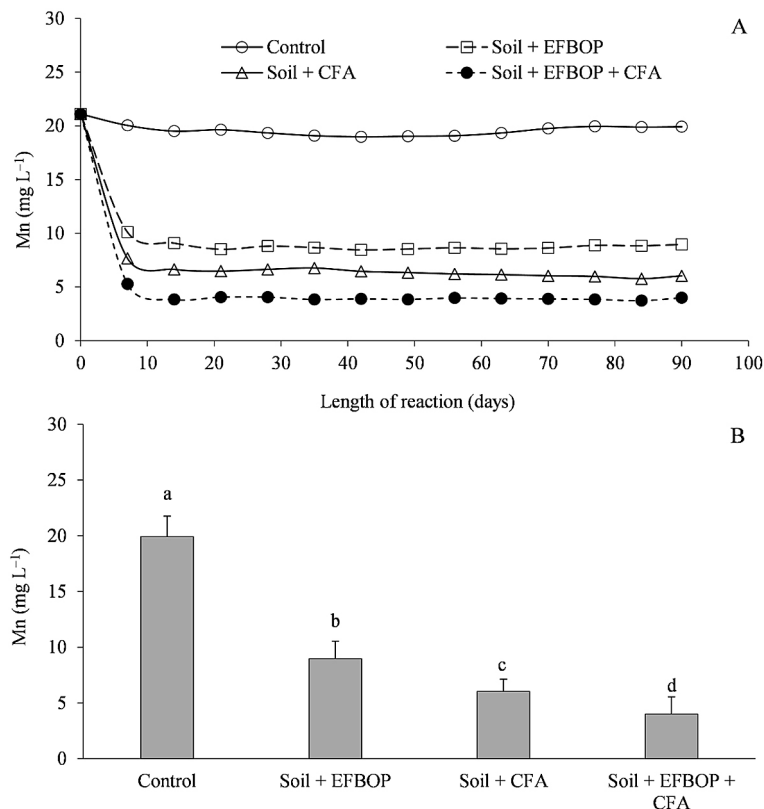


Figure 3. Changes in the Mn concentration of AMD influenced by the CFA and EFBOP applications during the 13-week observation (A) and the Mn concentration observed on the 13th week (B). The lines above the bar indicate the standard deviation of the mean (n = 6). Identical letters above the lines show the comparable effects of the treatments as per the LSD test at $P \leq 0.05$

in cation exchangeable capacity (CEC). Furthermore, the presence of EFBOP resulted in a rise in CEC from 23.5 cmol kg⁻¹ in the control to 29.8-30.7 cmol kg⁻¹ (Table 2). Furthermore, an increase in negative charges shown by a rise in soil CEC with OM application was found in several previous examinations (Abu-Bakar et al., 2011; Neswati et al., 2022).

According to previous studies, negative charges serve as an essential factor in control of the amount of metals adsorbed onto mineral surfaces (Li et al., 2017; Choppala et al., 2018). An

increase in negative charges facilitated improved interactions on metals with positive charges in AMD, and OM with negative charges, ultimately increasing the amount of metals absorbed to the mineral surface. This result corroborated the study of Arce et al. (2017) which reported an increase in the AMD metal reduction using the aggregation of metal-OM complexes with the addition of OM. In another study, Lazareva et al. (2019) found a decrease in metal concentrations in AMD through an absorption process in the presence of OM. The decrease in metal AMD

Table 2. Effect of CFA and EFBOP application on changes in soil pH, cation exchangeable capacity (ECE), total functional groups, and specific surface areas. Numbers after ± represent the standard deviation (n = 6)

Treatments	Soil pH	Soil CEC (cmol kg ⁻¹)	Functional groups (mmol g ⁻¹)	Surface areas (m ² g ⁻¹)
Control	4. 4.16 ± 0.13 a*	23.47 ± 1.36 a	1.43 ± 0.96 a	10.22 ± 1.37 a
Soil + EFBOP	5.26 ± 0.12 b	30.65 ± 1.98 c	9.23 ± 2.12 b	10.88 ± 2.43 a
Soil + CFA	6.04 ± 0.13 c	21.21 ± 3.23 b	2.56 ± 0.98 a	17.96 ± 3.54 b
Soil + EFBOP + CFA	7.10 ± 0.25 d	29.78 ± 2.56 c	11.54 ± 2.46 b	18.60 ± 3.21 b

Note: *similar letters in each column show insignificant effects of the treatments for each soil/control based on the LSD test at $P < 0.05$.

10 concentration was attributed to the increase in
23 specific surface areas (SSA) of soil with the CFA
addition. On the basis of the results, the applica-
tion of CFA increased SSA from 10.2 m² g⁻¹ in
the control to 17.9-18.6 m² g⁻¹ in the treatment
sample (Table 2). The existence of hydro(oxides)
of Al and Fe in CFA may increase SSA through
the enhancement of sites given by the high den-
sity of reactive surface functional groups related
to the oxides (Saidy et al., 2020). This increase
in sorption sites facilitated a rise in the amount
of Fe and Mn adsorbed onto mineral surfaces,
while also decreasing the concentrations in
AMD. Similarly, several previous studies report-
ed an increase in the metal cation removal from
contaminated soil and AMD with CFA applica-
32 tion (Mujtaba-Munir et al., 2020; Shirin et al.,
2021). The presence of Na⁺, Ca²⁺, and Mg²⁺ in
CFA has an essential function in the sorption of
Cd(II) into mineral surfaces through cation ex-
change and electrostatic interaction mechanisms
(Mokgehle et al., 2019). Kalombe et al. (2020)
using a-1500 L reactor showed a reduction in the
Fe and Al concentrations of AMD by one to four
orders of magnitude with CFA application. The
result suggests an enhancement in the sorption
processes of metals onto mineral surfaces with
reactive site addition of soil minerals through
35 CFA application, consequently reducing the
concentration of metals in AMD. This implies
the potential use of this industrial waste use in
AMD remediation.

CONCLUSIONS

15 In conclusion, this study indicated that the
combination of CFA and EFBOP positively af-
fects increasing the pH levels and reducing the
heavy metal content AMD. This effect was more
significant compared to the single treatments of
CFA or EFBOP application, with the stability
lasting up to 8 weeks. Specifically, the combina-
tion treatment consistently increased pH levels
and decreased the heavy metal content from the
3rd week until the final of the experiment. The re-
sults underscored the potential of using industrial
and agricultural wastes, such as CFA and EFBOP,
in the long-term remediation of AMD. By ef-
fectively increasing pH and reducing the heavy
metal content, the waste materials contribute to
the restoration of contaminated environments and
the prevention of further degradation.

Acknowledgment

This research was funded by the Lambung
Mangkurat University, Indonesia through the
Research Grant # 615/UN8/PG/2023. The assis-
tance of field officers and laboratory technicians
in sample collection in the field and carrying out
research in the laboratory is also acknowledged.

REFERENCES

1. Abu-Bakar R., Darus S.Z., Kulaseharan S., Jam-
aluddin N. 2011. Effects of ten year application of
empty fruit bunches in an oil palm plantation on
soil chemical properties. *Nutrient Cycling in Agro-
ecosystems*, 893, 341–349. <https://doi.org/10.1007/s10705-010-9398-9>
2. Arce G., Montecinos M., Guerra P., Escauriza
C., Coquery M., Pastén P. 2017. Enhancement of
particle aggregation in the presence of organic
matter during neutralization of acid drainage in a
stream confluence and its effect on arsenic immo-
bilization. *Chemosphere*, 180, 574–583. <https://doi.org/10.1016/j.chemosphere.2017.03.107>
3. Barnhisel R., Bertsch P.M. 1982. Aluminium. In:
Page, A.L. and Miller, R.H. and Keeney, D.R.
(Eds.) *Methods of soil analysis. part 2: chemical
and microbiological properties*. American Society
of Agronomy, Inc., Soil Science Society of America,
Inc. Wisconsin, USA, pp 275–300.
4. Ben-Ali H.E., Neculita C.M., Molson J.W., Maq-
soud A., Zagury G.J. 2019. Performance of passive
systems for mine drainage treatment at low tem-
perature and high salinity: A review. *Minerals En-
gineering*, 134, 325–344. <https://doi.org/10.1016/j.mineng.2019.02.010>
5. Blake G.R., Hartge K.H. 1986. Bulk density. In:
Klute, A. (Ed.) *Methods of soil analysis part 1: phys-
ical and mineralogical methods*. American Society
of Agronomy-Soil Science Society of America, Inc.
Madison, WI., pp 363-375.
6. Bremer J.M., Mulvaney C.S. 1982. Nitrogen-total.
In: Page, A.L. and Keeney, D.R. (Eds.) *Methods of
soil analysis part 2: chemical and biological meth-
ods*. Soil Science Society of America Inc. Madison
WI., pp 595–709.
7. Chen H., Xiao T., Ning Z., Li Q., Xiao E., Liu Y.,
Xiao Q., Lan X., Ma L., Lu F. 2020. In-situ reme-
diation of acid mine drainage from abandoned coal
mine by filed pilot-scale passive treatment system:
Performance and response of microbial communi-
ties to low pH and elevated Fe. *Bioresource Tech-
nology*, 317, 123985. <https://doi.org/10.1016/j.biortech.2020.123985>
8. Chesson A. 1981. Effects of sodium hydroxide on

- cereal straws in relation to the enhanced degradation of structural polysaccharides by rumen microorganisms. *Journal of the Science of Food and Agriculture*, 328, 745–758. <https://doi.org/10.1002/jsfa.2740320802>
9. Choppala G., Kunhikrishnan A., Seshadri B., Park J.H., Bush R., Bolan N. 2018. Comparative sorption of chromium species as influenced by pH, surface charge and organic matter content in contaminated soils. *Journal of Geochemical Exploration*, 184, 255–260. <https://doi.org/10.1016/j.gexplo.2016.07.012>
 10. Choudhury B.U., Malang A., Webster R., Mohapatra K.P., Verma B.C., Kumar M., Das A., Islam M., Hazarika S. 2017. Acid drainage from coal mining: Effect on paddy soil and productivity of rice. *Science of The Total Environment*, 583, 344–351. <https://doi.org/10.1016/j.scitotenv.2017.01.074>
 11. Cooper J., Greenberg I., Ludwig B., Hippich L., Fischer D., Glaser B., Kaiser M. 2020. Effect of biochar and compost on soil properties and organic matter in aggregate size fractions under field conditions. *Agriculture, Ecosystems & Environment*, 295, 106882. <https://doi.org/10.1016/j.agee.2020.106882>
 12. Daraz U., Li Y., Ahmad I., Iqbal R., Ditta A. 2023. Remediation technologies for acid mine drainage: Recent trends and future perspectives. *Chemosphere*, 311, 137089. <https://doi.org/10.1016/j.chemosphere.2022.137089>
 13. Elghali A., Benzaazoua M., Bouzahzah H., Bussière B. 2021. Laboratory study on the effectiveness of limestone and cementitious industrial products for acid mine drainage remediation. *Minerals*, 11.
 14. Elias M.A., Hadibarata T., Sathishkumar P. 2021. Modified oil palm industry solid waste as a potential adsorbent for lead removal. *Environmental Chemistry and Ecotoxicology*, 3, 1–7. <https://doi.org/10.1016/j.enceco.2020.10.003>
 15. Furr A.K., Parkinson T.F., Hinrichs R.A., Van Campen D.R., Bache C.A., Gutenmann W.H., St. John L.E., Pakkala I.S., Lisk D.J. 1977. National survey of elements and radioactivity in fly ashes. Absorption of elements by cabbage grown in fly ash-soil mixtures. *Environmental Science & Technology*, 1113, 1194–1201. <https://doi.org/10.1021/es60136a006>
 16. Gee G.W., Bander J.W. 1986. Particle size analysis. In: Klute, A. (Ed.) *Method of Soil Analysis Part 1. Physical and Mineralogical Methods*. Agronomy Society of America and Soil Science Society of America. Madison, pp 234–289.
 17. Gitari W.M., Petrik L.F., Akinyemi S.A. 2018. Treatment of acid mine drainage with coal fly ash: exploring the solution chemistry and product water quality. In: Akinyemi, S.A. and Gitari, W.M. (eds.) *Coal Fly Ash Beneficiation: Treatment of Acid Mine Drainage with Coal Fly Ash*. IntechOpen, pp 79–99.
 18. Gitari W.M., Petrik L.F., Etchebers O., Key D.L., Iwuoha E., Okujeni C. 2008. Passive neutralisation of acid mine drainage by fly ash and its derivatives: A column leaching study. *Fuel*, 878, 1637–1650. <https://doi.org/10.1016/j.fuel.2007.08.025>
 19. Grandy A.S., Erich M.S., Porter G.A. 2000. Suitability of the anthrone-sulfuric acid reagent for determining water soluble carbohydrates in soil water extracts. *Soil Biology & Biochemistry*, 325, 725–727. [https://doi.org/10.1016/S0038-0717\(99\)00203-5](https://doi.org/10.1016/S0038-0717(99)00203-5)
 20. Jiao Y., Zhang C., Su P., Tang Y., Huang Z., Ma T. 2023. A review of acid mine drainage: Formation mechanism, treatment technology, typical engineering cases and resource utilization. *Process Safety and Environmental Protection*, 170, 1240–1260. <https://doi.org/10.1016/j.psep.2022.12.083>
 21. Jones S.N., Cetin B. 2017. Evaluation of waste materials for acid mine drainage remediation. *Fuel*, 188, 294–309. <https://doi.org/10.1016/j.fuel.2016.10.018>
 22. Kalombe R.M., Ojumu T.V., Katambwe V.N., Nzadi M., Bent D., Nieuwoudt G., Madzivire G., Kevern J., Petrik L.F. 2020. Treatment of acid mine drainage with coal fly ash in a jet loop reactor pilot plant. *Minerals Engineering*, 159, 106611. <https://doi.org/10.1016/j.mineng.2020.106611>
 23. Keller V., Stopić S., Xakalashé B., Ma Y., Ndlovu S., Mwewa B., Simate G.S., Friedrich B. 2020. Effectiveness of fly ash and red mud as strategies for sustainable acid mine drainage management. *Minerals*, 108. <https://doi.org/10.3390/min10080707>
 24. Kim Y.S., Park C.R. 2016. Titration Method for the Identification of Surface Functional Groups. In: Inagaki, M. (ed.) *Materials Science and Engineering of Carbon: Characterization*. Elsevier. Amsterdam, pp 273–286.
 25. Knudsen D., Peterson G.A. 1982. Lithium, sodium dan potassium. In: Page, A.L. and Miller, R.H. and Keeney, D.R. (Eds.) *Methods of Soil Analysis: Part 2 Chemical and Biological Properties*. American Society of Agronomy, Inc., Soil Science Society of America, Inc. Madison, pp 225–246.
 26. Kumari S., Maiti S.K. 2022. Nitrogen recovery in reclaimed mine soil under different amendment practices in tandem with legume and non-legume revegetation: A review. *Soil Use and Management*, 382, 1113–1145. <https://doi.org/10.1111/sum.12787>
 27. Lanyon L.E., Heald W.R. 1982. Magnesium, calcium, strontium and barium. In: Page, A.L. and Miller, R.H. and Keeney, D.R. (Eds.) *Methods of Soil Analysis: Part 2 Chemical and Biological Properties*. American Society of Agronomy, Inc., Soil Science Society of America, Inc. Madison, pp 247–274.

28. Laxmidhar P., Subhakanta D. 2020. Characterization and utilization of coal fly ash: a review. *Emerging Materials Research*, 93, 921–934. <https://doi.org/10.1680/jemmr.18.00097>
29. Lazareva E.V., Myagkaya I.N., Kirichenko I.S., Gustaytis M.A., Zhmodik S.M. 2019. Interaction of natural organic matter with acid mine drainage: In-situ accumulation of elements. *Science of The Total Environment*, 660, 468–483. <https://doi.org/10.1016/j.scitotenv.2018.12.467>
30. Lebepe J., Oberholster P.J., Ncube I., Smit W., Luus-Powell W.J. 2020. Metal levels in two fish species from a waterbody impacted by metallurgic industries and acid mine drainage from coal mining in South Africa. *Journal of Environmental Science and Health, Part A*, 554, 421–432. <https://doi.org/10.1080/10934529.2019.1704604>
31. Li H., Dong X., da Silva E.B., de Oliveira L.M., Chen Y., Ma L.Q. 2017. Mechanisms of metal sorption by biochars: Biochar characteristics and modifications. *Chemosphere*, 178, 466–478. <https://doi.org/10.1016/j.chemosphere.2017.03.072>
32. Liu X., Bai Z., Zhou W., Cao Y., Zhang G. 2017. Changes in soil properties in the soil profile after mining and reclamation in an opencast coal mine on the Loess Plateau, China. *Ecological Engineering*, 98, 228–239. <https://doi.org/10.1016/j.ecoleng.2016.10.078>
33. McLean E.O. 1982. Soil pH and lime requirement. In: Page, A.L. and Keeney, D.R. (eds.) *Methods of Soil Analysis Part 2: Chemical and Biological Properties*. Soil Science Society of America. Madison WI., pp 199–224.
34. Mokgehle T.M., Gitari W.M., Tavengwa N.T. 2019. Synthesis of di-carboxylic acid functionalized zeolites from coal fly ash for Cd (II) removal from acid mine drainage using column studies approach. *Journal of Environmental Chemical Engineering*, 76, 103473. <https://doi.org/10.1016/j.jece.2019.103473>
35. Mujtaba-Munir M.A., Liu G., Yousaf B., Ali M.U., Abbas Q., Ullah H. 2020. Synergistic effects of biochar and processed fly ash on bioavailability, transformation and accumulation of heavy metals by maize (*Zea mays* L.) in coal-mining contaminated soil. *Chemosphere*, 240, 124845. <https://doi.org/10.1016/j.chemosphere.2019.124845>
36. Mungazi A.A., Gwenzi W. 2019. Cross-layer leaching of coal fly ash and mine tailings to control acid generation from mine wastes. *Mine Water and the Environment*, 383, 602–616. <https://doi.org/10.1007/s10230-019-00618-0>
37. Nasir S., Ibrahim E., Arief A. 2016. Design and experimental testing of small-scale acid mine drainage treatment plant. *Journal of Materials and Environmental Science*, 8, 2912–2918.
38. Neff A.N., DeNicola D.M., Maltman C. 2021. Passive treatment for acid mine drainage partially restores microbial community structure in different stream habitats. in: *Water*, Vol. 13.
39. Nelson D.W., Sommers L.E. 1996. Total carbon, organic carbon and organic matter. In: Sparks, D.L. (ed.) *Methods of Soil Analysis Part 3: Chemical Methods*. Soil Science Society of America-American Society of Agronomy Inc. Madison WI., pp 961–1011.
40. Neswati R., Putra B.D.H., Jayadi M., Ardiansyah A. 2022. Using of oil palm empty fruit bunch compost and mycorrhizae arbuscular for improving the fertility of nickel post-mining soil. *Journal of Ecological Engineering*, 232, 86–96. <https://doi.org/10.12911/22998993/144472>
41. Noirot L.M., Müller-Stöver D.S., Wahyuningsih R., Sørensen H., Sudarno, Simamora A., Pujiyanto, Suhardi, Caliman J.-P. 2022. Impacts of empty fruit bunch applications on soil organic carbon in an industrial oil palm plantation. *Journal of Environmental Management*, 317, 115373. <https://doi.org/10.1016/j.jenvman.2022.115373>
42. Noor I., Arifin Y.F., Priatmadi B.J., Saidy A.R. 2020. Oil palm empty fruit bunch as the selected organic matter in developing the Swampy forest system for passive treatment of acid mine drainage. *Ecology, Environment and Conservation*, 263, 1424–1431.
43. Núñez-Gómez D., Rodrigues C., Lapolli F.R., Lobo-Rocio M.Á. 2019. Adsorption of heavy metals from coal acid mine drainage by shrimp shell waste: Isotherm and continuous-flow studies. *Journal of Environmental Chemical Engineering*, 71, 102787. <https://doi.org/10.1016/j.jece.2018.11.032>
44. Olsen S.R., Sommers L.E. 1982. Phosphorus. In: Page, A.L. and Miller, R.H. and Keeney, D.R. (eds.) *Methods of Soil Analysis. Part 2: Chemical and Microbiological Properties*. American Society of Agronomy, Inc., and Soil Science Society of America, Inc. Madison, Wisconsin USA, pp 403–430.
45. Olson R.V., Ellis R. 1982. Iron. In: Page, A.L. and Miller, R.H. and Keeney, D.R. (Eds.) *Methods of Soil Analysis. Part 2: Chemical and Microbiological Properties*. American Society of Agronomy, Inc., Soil Science Society of America, Inc. Madison, Wisconsin USA, pp 301–312.
46. Page A.L., Elseewi A.A., Straughan I.R. 1979. Physical and chemical properties of fly ash from coal-fired power plants with reference to environmental impacts. In: F.A, G. and J.D., G. (eds.) *Residue Reviews*. Springer. New York, pp.
47. Plank C.O., Martens D.C. 1974. Boron availability as influenced by application of fly ash to soil. *Soil Science Society of America Journal*, 386, 974–977. <https://doi.org/10.2136/sssaj1974.03615995003800060038x>
48. Qureshi A., Jia Y., Maurice C., Öhlander B. 2016.

- Potential of fly ash for neutralisation of acid mine drainage. *Environmental Science and Pollution Research*, 2317, 17083–17094. <https://doi.org/10.1007/s11356-016-6862-3>
49. Rambabu K., Banat F., Pham Q.M., Ho S.-H., Ren N.-Q., Show P.L. 2020. Biological remediation of acid mine drainage: Review of past trends and current outlook. *Environmental Science and Ecotechnology*, 2, 100024. <https://doi.org/10.1016/j.ese.2020.100024>
50. Rhoades J.D. 1982. Cation exchange capacity. In: Page, A.L. and Miller, R.H. and Keeney, D.R. (Eds.) *Methods of Soil Analysis Part 2: Chemical and Microbiological Properties*. American Society of Agronomy, Inc., Soil Science Society of America, Inc. Wisconsin, pp 149–158.
51. Saidy A.R., Hayati A., Septiana M. 2020. Different effects of ash application on the carbon mineralization and microbial biomass carbon of reclaimed mining soils. *Journal of Soil Science and Plant Nutrition*, 10, 1001–1012. <https://doi.org/10.1007/s42729-020-00187-0>
52. Senoro D.B., Bonifacio P.B., Mascareñas D.R., Tabelin C.B., Ney F.P., Lamac M.R.L., Tan F.J. 2020. Spatial distribution of agricultural yields with elevated metal concentration of the island exposed to acid mine drainage. *Journal of Degraded and Mining Lands Management*, 82, 2551–2558. <https://doi.org/10.15243/jdmlm.2021.082.2551>
53. Sepaskhah A.R., Tabarzad A., Fooladmand H.R. 2010. Physical and empirical models for estimation of specific surface area of soils. *Archives of Agronomy and Soil Science*, 563, 325–335. <https://doi.org/10.1080/03650340903099676>
54. Sheoran A., Sheoran V. 2006. Heavy metal removal mechanism of acid mine drainage in wetlands: a critical review. *Minerals Engineering*, 192, 105–116. <https://doi.org/10.1016/j.mineng.2005.08.006>
55. Shirin S., Jamal A., Emmanouil C., Yadav A.K. 2021. Assessment of characteristics of acid mine drainage treated with Fly Ash. *Applied Sciences*, 119. <https://doi.org/10.3390/app11093910>
56. Singh S., Chakraborty S. 2020. Performance of organic substrate amended constructed wetland treating acid mine drainage (AMD) of North-Eastern India. *Journal of Hazardous Materials*, 397, 122719. <https://doi.org/10.1016/j.jhazmat.2020.122719>
57. Tabelin C.B., Uyama A., Tomiyama S., Villacorte-Tabelin M., Phengsaart T., Silwamba M., Jeon S., Park I., Arima T., Igarashi T. 2022. Geochemical audit of a historical tailings storage facility in Japan: Acid mine drainage formation, zinc migration and mitigation strategies. *Journal of Hazardous Materials*, 438, 129453. <https://doi.org/10.1016/j.jhazmat.2022.129453>
58. Trifi M., Gasmi A., Carbone C., Majzlan J., Nasri N., Dermech M., Charef A., Elfil H. 2022. Machine learning-based prediction of toxic metals concentration in an acid mine drainage environment, northern Tunisia. *Environmental Science and Pollution Research*, 2958, 87490–87508. <https://doi.org/10.1007/s11356-022-21890-8>
59. Vasquez Y., Escobar M.C., Neculita C.M., Arbeli Z., Roldan F. 2016. Selection of reactive mixture for biochemical passive treatment of acid mine drainage. *Environmental Earth Sciences*, 757, 576. <https://doi.org/10.1007/s12665-016-5374-2>
60. Vasquez Y., Neculita C.M., Caicedo G., Cubillos J., Franco J., Vásquez M., Hernández A., Roldan F. 2022. Passive multi-unit field-pilot for acid mine drainage remediation: Performance and environmental assessment of post-treatment solid waste. *Chemosphere*, 291, 133051. <https://doi.org/10.1016/j.chemosphere.2021.133051>
61. Weinberg R., Coyte R., Wang Z., Das D., Vengosh A. 2022. Water quality implications of the neutralization of acid mine drainage with coal fly ash from India and the United States. *Fuel*, 330, 125675. <https://doi.org/10.1016/j.fuel.2022.125675>
62. Yang Z., Dong Y., Li Z. 2020. Acid mine drainage remediation with simulated permeable reactive barrier filled with fly ash and its composite materials as reactive media. *Energy Sources, Part A: Recovery, Utilization, and Environmental Effects*, 1–14. <https://doi.org/10.1080/15567036.2020.1801901>
63. Zheng X., Lu Y., Xu J., Geng H., Li Y. 2023. Assessment of heavy metals leachability characteristics and associated risk in typical acid mine drainage (AMD)-contaminated river sediments from North China. *Journal of Cleaner Production*, 413, 137338. <https://doi.org/10.1016/j.jclepro.2023.137338>
64. Zimar Z., Robert D., Zhou A., Giustozzi F., Setunge S., Kodikara J. 2022. Application of coal fly ash in pavement subgrade stabilisation: A review. *Journal of Environmental Management*, 312, 114926. <https://doi.org/10.1016/j.jenvman.2022.114926>
65. Zubaidah S., Putri Hartoyo A.P., Sihombing J.K., Herliyana E.N., Darmawan S., Sari N.R., Prabowo M.N.I., Hermawan I., Maulida I., Solikhin A. 2021. Oil palm empty fruit bunch valorization for activated and non-activated carbon nanoparticles and its heavy-metal-removal efficiency. *Water Science and Technology*, 8311, 2652–2668. <https://doi.org/10.2166/wst.2021.166>