

Coresponding Author artikel "DISTRIBUTION OF RUBBER LEAFFALL DISEASE IN THE SWAMP LANDS OF BARITO KUALA DISTRICT"

[FUJNAS] Submission Acknowledgement
Yahoo/Email Masuk

Managing Editor

Dari:me_fujnas@fountainjournals.com

Kepada:Muhammad Indar Pramudi Pramudi

Jum, 8 Des 2023 jam 11.55

Dear Muhammad Indar Pramudi Pramudi:

Thank you for submitting the manuscript, "DISTRIBUTION OF RUBBER LEAFFALL DISEASE IN THE SWAMP LANDS OF BARITO KUALA DISTRICT" for consideration and publication in Fountain Journal of Natural and Applied Sciences. The submission was received in good order.

Your manuscript will undergo series of screening by the Editor that includes whether it is within the scope of the journal, adherence to the Instruction to Authors and plagiarism check.

Once the screening is completed and depending on the outcome, your manuscript will either be processed further or sent back to the authors.

With our online journal management system, you track the status of your manuscript at any time of the review process by logging in to the journal web site:

Manuscript

URL: <https://fountainjournals.com/index.php/FUJNAS/authorDashboard/submission/486>

Username: indar_pramudi2020

For further enquiries, please contact the Editor.

Thank you for considering this journal as a venue for your work.

Managing Editor

The following message is being delivered on behalf of Fountain Journal of Natural and Applied Sciences.

[FUJNAS] New notification from Fountain Journal of Natural and Applied Sciences
Yahoo/Email Masuk

FUJNAS Fountain

Dari:fujnas@fountainjournals.com

Kepada:Muhammad Indar Pramudi Pramudi

Sab, 9 Des 2023 jam 00.58

You have a new notification from Fountain Journal of Natural and Applied Sciences:

You have been added to a discussion titled "Submission Query" regarding the submission "DISTRIBUTION OF RUBBER LEAFFALL DISEASE IN THE SWAMP LANDS OF BARITO KUALA DISTRICT".

Link: <https://fountainjournals.com/index.php/FUJNAS/authorDashboard/submission/486>

Managing Editor

The following message is being delivered on behalf of Fountain Journal of Natural and Applied Sciences.

Submission Query

Participants

- FUJNAS Fountain (fujnas)
- Muhammad Indar Pramudi Pramudi (indar_pramudi2020)

Messages

Note

Dear Kindye Abate,

Kindly ensure the submission of the declaration Statement and the cover letter. These are part of the submission checklist you checked. Again, ensure your cover letter contains a minimum of three potential reviewers for your manuscript.

From
fujnas
2023-
12-08
04:55
PM

While your work has been sent for review for meeting the minimum similarity index for the journal, you should know that submitting those criteria is a

Note
requisite for your manuscript to be accepted by the
journal.

From

Prof. M. T. Yakubu

Editor

FUJNAS Fountain

Dari:fujnas@fountainjournals.com

Kepada:Muhammad Indar Pramudi Pramudi

Sab, 22 Jun jam 16.16

Muhammad Indar Pramudi Pramudi:

You are invited to address all the issues raised in the reviewers' comments attached to this mail if you can suitably address them, as your manuscript submitted to Fountain Journal of Natural and Applied Sciences, "DISTRIBUTION OF RUBBER LEAFFALL DISEASE IN THE SWAMP LANDS OF BARITO KUALA DISTRICT" manuscript can not be published in its present form.

If you are to submit a revised manuscript, please ensure

a) State each change made (point by point) as raised in the reviewers' comments. Kindly use the AUTHOR REVISION FORM attached. Also, ensure that all changes are highlighted in colour in the revised manuscript.

Alternatively;

b) Provide a suitable rebuttal to each reviewer comment not addressed

The following message is being delivered on behalf of Fountain Journal of Natural and Applied Sciences.

[Unduh semua lampiran sebagai file zip](#)

- A-fujnas-review-assignment-486-Article_Text-1740[1].docx 1.1MB

N-fujnas-review-assignment-486-Article+Text-1740.docx

The screenshot shows a web browser window with the URL fountainjournals.com/index.php/FUJNAS/authorDashboard/submission/486. The page title is "Fountain Journal of Natural and Applied Sciences". The main content area displays the following information:

- Round 1 Status:** Submission accepted.
- Notifications:** Three notifications from "[FUJNAS] Editor Decision" with dates: 2024-06-22 08:16 AM, 2024-07-20 08:52 PM, and 2024-08-02 12:25 PM.
- Reviewer's Attachments:** A table with two entries:

ID	Attachment Name	Date
1811	fujnas-review-assignment-486-Article_Text-1740[1].docx	January 10, 2024
2068	fujnas-review-assignment-486-Article+Text-1740.docx	June 22, 2024
- Revisions:** One entry with ID 2084, filename "fujnas-revision-assignment-486-Article+Text-1740.docx", dated July 3, 2024, and labeled "Article Text".

ASJ Editor Decision

Yahoo/Email Masuk

FUJNAS Fountain

Dari: fujnas@fountainjournals.com

Kepada: Muhammad Indar Pramudi Pramudi

Min, 21 Jul jam 04.53

Muhammad Indar Pramudi Pramudi:

I am pleased to inform you that your manuscript submitted to Fountain Journal of Natural and Applied Sciences, "DISTRIBUTION OF RUBBER LEAFFALL DISEASE IN THE SWAMP LANDS OF BARITO KUALA DISTRICT" has been **accepted** for publication.

Given the acceptance of your manuscript, you are kindly required to pay the sum of **One Hundred Dollars Only (\$ 100: 00)** as the journal publication fee. The payment should be made into:

Account Name: Fountain University(Fountain Journal of Natural and Applied Sciences)

Account Number: 1879503212.

Bank Name: Access

Please kindly pay the money within the next seven working days from the date of this mail and send a scanned copy of the evidence of payment as soon as payment is made.

Your galley proof will be sent upon the receipt of the evidence of payment.

Thank you for your patronage.

Prof. M. T. Yakubu, FNSBMB

Dari:fujnas@fountainjournals.com

Kepada:indar pramudi

Sel, 23 Jul jam 03.02

dear Indar Pramudi

We are sorry concerning the incomplete information provided to you for the payment of APC for your accepted manuscript. Kindly find below the complete information needed to effect your payment

Account Name: Fountain University(Fountain Journal of Natural and Applied Sciences)

Account Number: 1879503212.

Bank Name: Access

Swift Code: ABNGNGLA

Thank you for considering the Journal for your publication.

Bolarinwa, H. S. PhD

On 2024-07-22 04:11, indar pramudi wrote:

> Dear Editor

>

> To transfer money to Access Bank a swift code is required. Can we get

> a swift code for sending money for journal payments?. and we need

> address Bank.

>

> Best Regard

>

> Indar Pramudi

FUJNAS Fountain

Dari:fujnas@fountainjournals.com

Kepada:Muhammad Indar Pramudi Pramudi

Rab, 31 Jul jam 18.52

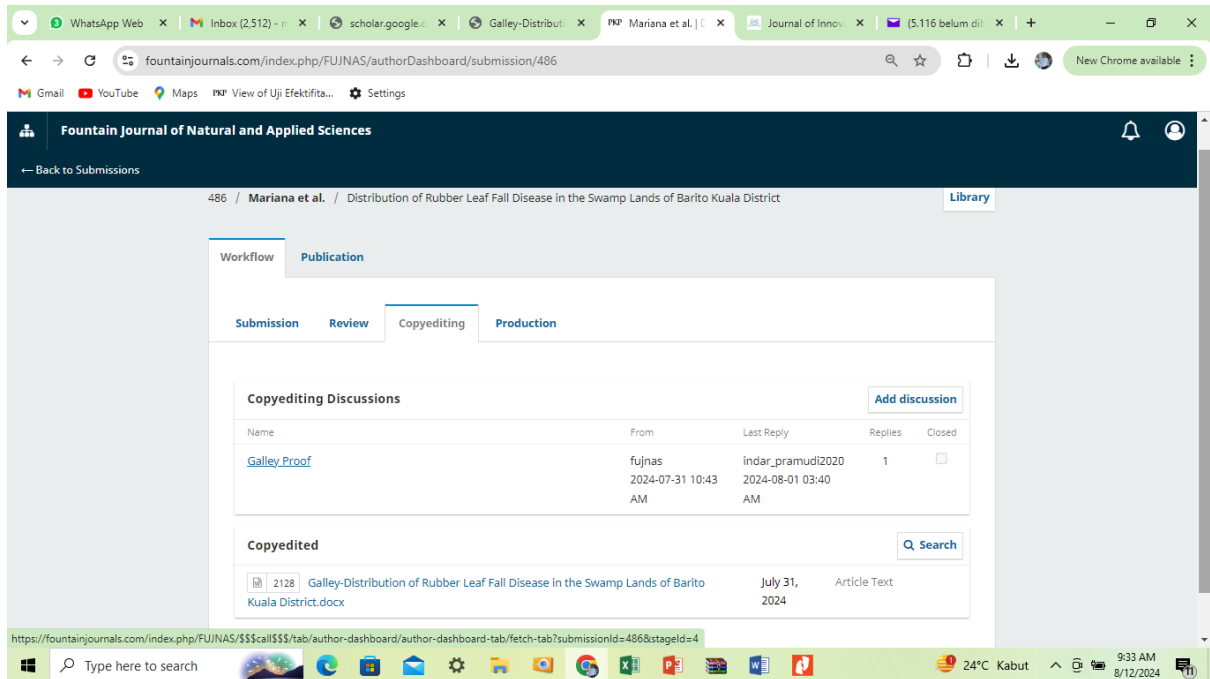
You have a new notification from Fountain Journal of Natural and Applied Sciences:

You have been added to a discussion titled "Galley Proof" regarding the submission "DISTRIBUTION OF RUBBER LEAFFALL DISEASE IN THE SWAMP LANDS OF BARITO KUALA DISTRICT".

Link: <https://fountainjournals.com/index.php/FUJNAS/authorDashboard/submission/486>

Managing Editor

The following message is being delivered on behalf of Fountain Journal of Natural and Applied Sciences.



FUJNAS Fountain

Dari:fujnas@fountainjournals.com

Kepada:Muhammad Indar Pramudi Pramudi

Rab, 31 Jul jam 18.52

You have a new notification from Fountain Journal of Natural and Applied Sciences:

You have been added to a discussion titled "Galley Proof" regarding the submission "DISTRIBUTION OF RUBBER LEAFFALL DISEASE IN THE SWAMP LANDS OF BARITO KUALA DISTRICT".

Link: <https://fountainjournals.com/index.php/FUJNAS/authorDashboard/submission/486>

Managing Editor

The following message is being delivered on behalf of Fountain Journal of Natural and Applied Sciences.

FUJNAS Fountain

Dari: fujnas@fountainjournals.com

Kepada: Muhammad Indar Pramudi Pramudi

Jum, 2 Agu jam 20.26

Muhammad Indar Pramudi Pramudi:

The editing of your submission, "DISTRIBUTION OF RUBBER LEAFFALL DISEASE IN THE SWAMP LANDS OF BARITO KUALA DISTRICT," is complete. We are now sending it to production.

Submission URL: <https://fountainjournals.com/index.php/FUJNAS/authorDashboard/submission/486>

The following message is being delivered on behalf of Fountain Journal of Natural and Applied Sciences.

The screenshot shows the author dashboard for the submission "DISTRIBUTION OF RUBBER LEAFFALL DISEASE IN THE SWAMP LANDS OF BARITO KUALA DISTRICT". The dashboard is divided into two main sections: "Workflow" and "Publication". The "Publication" section is further divided into "Submission", "Review", "Copyediting", and "Production". The "Production" section is active, showing a table of "Production Discussions".

Name	From	Last Reply	Replies	Closed
Publication-Ready Galley	fujnas 2024-08-02 12:25 PM	-	0	<input type="checkbox"/>
final revised article	indar_pramudi2020 2024-08-05 01:19 AM	-	0	<input type="checkbox"/>

The dashboard also includes a navigation bar at the top with the journal name and a "Back to Submissions" link. The bottom of the screenshot shows the browser's address bar and the Windows taskbar.

FUJNAS Fountain

Dari:fujnas@fountainjournals.com

Kepada:Muhammad Indar Pramudi Pramudi

Jum, 2 Agu jam 20.31

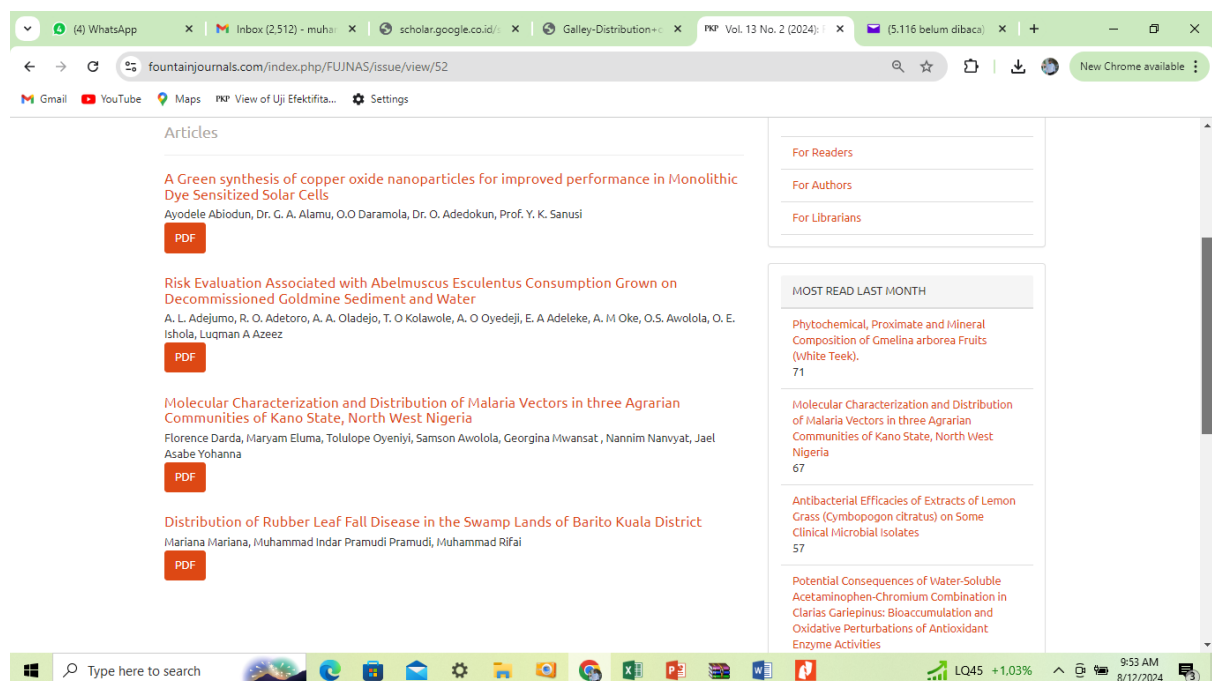
You have a new notification from Fountain Journal of Natural and Applied Sciences:

You have been added to a discussion titled "Publication-Ready Galley" regarding the submission "DISTRIBUTION OF RUBBER LEAFFALL DISEASE IN THE SWAMP LANDS OF BARITO KUALA DISTRICT".

Link: <https://fountainjournals.com/index.php/FUJNAS/authorDashboard/submission/486>

Managing Editor

The following message is being delivered on behalf of Fountain Journal of Natural and Applied Sciences.



The screenshot shows a web browser window with the URL fountainjournals.com/index.php/FUJNAS/issue/view/52. The page content is as follows:

Articles

- A Green synthesis of copper oxide nanoparticles for improved performance in Monolithic Dye Sensitized Solar Cells**
Ayodele Abiodun, Dr. G. A. Alamu, O.O Daramola, Dr. O. Adedokun, Prof. Y. K. Sanusi
[PDF](#)
- Risk Evaluation Associated with Abelmuscus Esculentus Consumption Grown on Decommissioned Goldmine Sediment and Water**
A. L. Adejumo, R. O. Adetoro, A. A. Oladejo, T. O Kolawole, A. O Oyediji, E. A Adeleke, A. M Oke, O.S. Awolola, O. E. Ishola, Luqman A Azeez
[PDF](#)
- Molecular Characterization and Distribution of Malaria Vectors in three Agrarian Communities of Kano State, North West Nigeria**
Florence Darda, Maryam Eluma, Tolulope Oyeniyi, Samson Awolola, Georgina Mwansat, Nannim Nanvyat, Jael Asabe Yohanna
[PDF](#)
- Distribution of Rubber Leaf Fall Disease in the Swamp Lands of Barito Kuala District**
Mariana Mariana, Muhammad Indar Pramudi Pramudi, Muhammad Rifai
[PDF](#)

[For Readers](#)

[For Authors](#)

[For Librarians](#)

MOST READ LAST MONTH

- Phytochemical, Proximate and Mineral Composition of Gmelina arborea Fruits (White Teek).
71
- Molecular Characterization and Distribution of Malaria Vectors in three Agrarian Communities of Kano State, North West Nigeria
67
- Antibacterial Efficacies of Extracts of Lemon Grass (Cymbopogon citratus) on Some Clinical Microbial Isolates
57
- Potential Consequences of Water-Soluble Acetaminophen-Chromium Combination in Clarias Carlepinus: Bioaccumulation and Oxidative Perturbations of Antioxidant Enzyme Activities

DISTRIBUTION OF RUBBER LEAFFALL DISEASE IN THE SWAMP LANDS OF BARITO KUALA DISTRICT

ABSTRACT

Swamp land is a rubber development area in South Kalimantan and rubber plants are a leading commodity in South Kalimantan which is in second place after palm oil plants. Starting in 2019 the rubber industry in Indonesia experienced an outbreak of leaffall disease. This disease causes a decrease in latex production of up to 50%, even in advanced conditions without treatment, gardens that are attacked with rot and die. This research aims to study the distribution of rubber leaffall disease in the swamplands of Barito Kuala district. Survey of disease incidence and severity using a stratified random sampling method. It was determined that eight sub-districts in Barito Kuala district and Banjar district had swamp land that planted rubber. At four locations/villages in each sub-district, sample plants were taken which were determined to be 25 plants diagonally. Parameters of disease incidence and disease severity follow the International Rubber Research Development Board. The results of the research show that rubber leaffall disease has spread in four rubber-plantation sub-districts. All sub-districts surveyed were 100% affected by rubber leaffall disease. In this district, the rubber leaf fall disease attack is quite severe with an average disease severity of 67%.

Keywords: Rubber, Leaffall disease, Swamp land

INTRODUCTION

One of Indonesia's renewable natural resources is rubber. Rubber (*Hevea brasiliensis* Muell. Arg) is an important plantation commodity for Indonesia because it makes a significant contribution to the local and national economy and is a source of income for millions of farmers. Rubber plants are the largest foreign exchange contributor for Indonesia. Indonesia is the second-highest rubber-producing country in the world after Thailand. In 2021, latex production in Indonesia will reach 3,121,474 tons from various provinces in Indonesia, while latex production in South Kalimantan in 2021 will be 166,125 tons (Directorate General of Plantations, 2021). Based on data from the South Kalimantan Plantation Service (2021), rubber plants are the leading commodity in South Kalimantan, ranking second after oil palm plants. The area of rubber plantations in South Kalimantan in 2021 will reach 271,969 ha spread across several districts, including Tabalong District (69,543 ha), Banjar (40,202 ha), Balangan (37,901 ha), Hulu Sungai Tengah (26,064 ha), Tanah Bumbu (24,508 ha) and Tanah Laut (21,256 ha) and in several other districts.

Starting in 2019, the rubber industry in Indonesia experienced a leaffall disease outbreak and it became an extraordinary event (KLB) of leaffall disease. This disease causes a decrease in latex

production of up to 50%, even in advanced conditions without treatment, gardens that are attacked with rot and die (Damiri et al., 2022).

Leaffall disease is an important disease in rubber plants. Initially, this disease was often ignored by planters because rubber trees also experience leaffall when the water they need decreases, such as during the dry season. According to Ardika et al. (2011) when leaves fall, the leaf area index decreases so that plant water consumption also decreases. This causes latex production to also decrease because the leaf area index is positively correlated with plant production. However, in rubber that is attacked by disease, the fallen leaves do not grow new leaves anymore, even in heavy attacks it causes the canopy to wilt and the plant to dies (Shufen et al., 1999).

Starting in 2021, leaffall disease began to be detected attacking rubber plantations in South Kalimantan. In Tabalongdistrict 316 ha, Hulu SungaiUtara 151 ha, Kotabaru 30 ha, and TanahBumbu 127 ha. However, there have been no reports of leaffall attacks in the Baritokuala and Banjar districts (South Kalimantan Province Plantation and Livestock Service). To support the management of leaffall disease, initial information is needed regarding the existence and spread of the disease.

The main leaffall disease that always attacks rubber plants is caused by the fungi *Colletotrichum gloeosporioides*, *Oidium heveae*, *Corynesporacassiicola*, and *Pestalotiopsis* sp. This leaf disease is important disease because it can attack plants starting in nurseries, in grafted wood gardens (soccer gardens), young plants, and mature plants. In mature plants, this disease can be detrimental because young leaves fall, which results in stunted plant growth, decreased latex production, and even results in plant death (Dalimunthe, 2015). *Pestalotiopsis* sp., as one of the causes of leaf spot disease, was recently reported to be one of the fungi that causes rubber leaffall disease (LFD). The LFD disease attack is caused by *Pestalotiopsis* sp., almost the same as the LFD disease caused by *Fusicoccum* sp. because both have concentric lines on the affected leaves, which is one of the factors that cause difficulty in identifying the cause of the disease that attacks if you only look at external symptoms (Simbolon et al., 2022). *Fusicoccum*, a relatively new pathogen, this pathogen generally attacks young, newly formed leaves. High rainfall during the period of new leaf formation is one factor. *Fusicoccum* leaf blight is characterized by blight symptoms that change from light to dark brown. Typical symptoms on older leaves are the appearance of brownish borders and areas concentric with conidia on the upper surface of the leaf (Junaidi et al., 2018). With the existence of various types of pathogens that cause leaffall disease in rubber plants, identification measures are needed. This identification is important to identify and record the pathogens that cause leaffall disease in rubber plants. After carrying out this identification process, the pathogen that causes the disease can be identified the appropriate control technique for the disease can be determined and data can be obtained about the cause of leaffall disease in rubber plants.

This research aims to study the presence/incidence, disease severity and distribution of rubber leaf disease in swamp lands, and smallholder rubber plantation centers in South Kalimantan. Identifying the cause of leaffall disease in swamp land and rubber production centers in South Kalimantan.

MATERIAL AND METHODS

This research is divided into a survey of leaffall disease to determine the presence and distribution of the disease, and research to identify the causes of leaffall disease.

The survey used the Stratified Random Sampling method. The Stratified Random Sampling method is a sampling process by dividing the population into strata, selecting random samples from each stratum, and combining them to estimate population parameters.

Survey of disease distribution

The rubber plant population in swamp land is divided into the rubber plant population in tidal swamp land and lowland swamp land. Surveys in Lebak swamp land were carried out on rubber plantations in Banjar district. A survey of tidal swamp land was carried out at a rubber plantation in Barito Kuala district. In each district, four sub-districts were selected whose rubber plants were located on swamp land with the highest rubber plant population. At each location, four villages were taken and then each village determined the planting location that would be sampled. Sampling was carried out diagonally so that five locations were taken as samples. At each sample location, 25 plants were observed. The number of rubber trees observed was $25 \times 5 \times 4 \times 4 \times 2 = 4000$ plants.

Observation

The parameters observed were disease incidence and disease intensity/severity. Disease incidence is calculated using the formula:

$$Disease\ Incidence = \frac{\text{total number infected plants unit}}{\text{total number of plants assessed}} \times 100\%$$

The disease rating scale was utilized to calculate the disease severity index (DI) per orchard using the formula $DI (\%) = [\sum(vf)/(ND)] \times 100$ (McKinney 1923), where v = leaffall severity score, f = frequency of trees with a given rating, N = total number of trees assessed in the orchard, and D is the highest disease severity score (Chaudhary et al., 2020)

Index for the scoring disease severity (score index)
for determining the average disease severity index (ADSI)

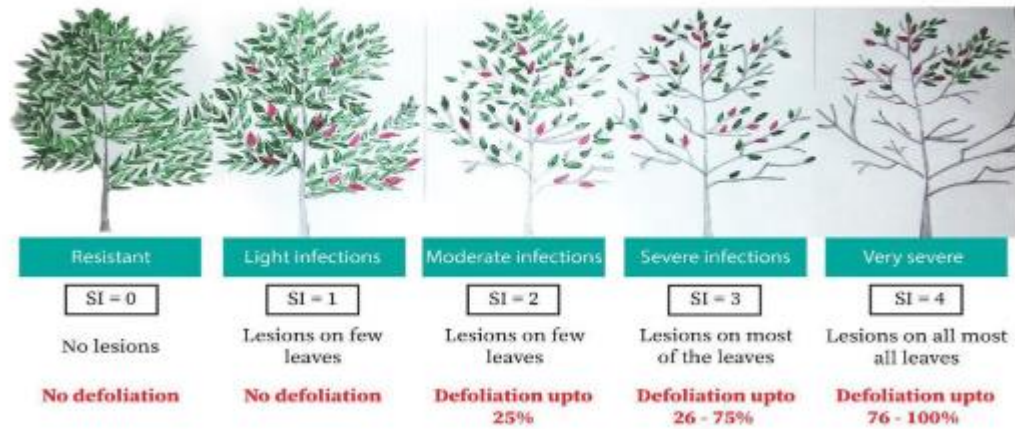


Figure 2. Scoring of observations of canopy density due to leaf fall disease in rubber plants (IRRDB, 2019 dalam Febbiyanti & Tistama 2021)

RESULTS

Based on 2021 data from the South Kalimantan Province Plantation and Livestock Service, the area of rubber plantations in South Kalimantan is 271,969 ha with immature plants (TBM), covering 52,979 ha, mature plants (TM) 203,774 ha, and old plants/damaged plants (TM/TR) covering an area of 15,216 ha. In the Regency/City, the most rubber plantations are in Tabalong Regency, covering an area of 69,543 ha, and the fewest in Banjarbaru City, covering an area of 1,121 ha, while in Barito Kuala Regency is 4,189 ha. For South Kalimantan province rubber production in 2021 will be 212,956 tons with a production of 1,045 Kg/ha. Then Barito Kuala Regency in 2021 reached 1,655 tons with a production of 874 Kg/ha (Disbun, 2022). Based on the description of the area of rubber planting land, the following is data on the area of planting in South Kalimantan (Table 1):

Table 1. Rubber Plantation Production Data for South Kalimantan Province

No	Regency/ City	Area (Ha)				Production	
		Immature plants	Plants produce	Unproductive plants	Total	Ton	Kg/Ha
1	Tabalong	11990	52607	4946	69543	62672	1191
2	Balangan	7379	28926	1596	37901	32544	1125

3	Hulu Sungai Utara	443	401	334	1178	402	1002
4	Hulu Sungai Tengah	8100	16979	985	26064	20127	1185
5	Hulu Sungai Selatan	4406	10241	640	15287	12151	1187
6	Tapin	2734	13606	2836	19176	8679	638
7	Tanah Laut	4024	16844	388	21256	13222	785
8	Kotabaru	3146	8023	374	11543	6637	827
9	Tanah Bumbu	949	22208	1351	24508	25183	1134
10	Banjar	7808	30808	1587	40203	28105	912
11	Barito Kuala	1629	2397	163	4189	2327	971
12	Banjarbaru	371	734	16	1121	907	1236
13	Banjarmasin	0	0	0	0	0	0
Total		52979	203774	15216	271969	212956	1045

(Disbun, 2022)

Rubber plant diseases in South Kalimantan

Plant disease is a condition where plant cells and tissues do not function normally which is caused by continuous interference by pathogens or environmental factors and will result in the development of symptoms. Plant diseases are usually caused by biotic factors and abiotic factors. Plant diseases caused by biotic factors are diseases caused by disturbing organisms (fungi, bacteria, nematodes, etc.), usually symptoms of damage to an area of the plant. Meanwhile, plant diseases caused by abiotic factors are symptoms of attacks that tend to be uneven, and damage caused by environmental conditions that are too humid or too dry. Generally, diseased plants show specific symptoms. Symptoms are changes shown by a plant as a result of disease. Often certain diseases do not only cause one symptom but also cause a syndrome. Additionally, several different diseases have similar symptoms, making it difficult to diagnose definitively just by looking at the symptoms.

Various plant pest organisms of rubber plants in South Kalimantan are recorded by the South Kalimantan provincial plantation service, including white root rot disease, tapping panel dryness, Mouldy Rot, and leaf spot. For leaffall in South Kalimantan has started to become infected, there are several districts where the leaffall disease, *Pestalotiopsis* sp., has been recorded. namely in the districts of Tabalong, Hulu Sungai Utara, Tanah Bumbu, and Kotabaru. Meanwhile, diseases in rubber plants recorded at the Barito Kuala Regency plantation service include white root fungus, tapping panel dryness, and pink disease.

Based on data from the Plantation and Livestock Service of South Kalimantan Province in 2022 (Table 2), the following is data on pests that attack rubber plants in South Kalimantan Province:

Table 2. Diseases in Rubber Plantations in South Kalimantan Province

No	Regency/City	Disease
1.	Tabalong	white root rot disease, tapping panel dryness, pink disease, <i>Mouldy Rot</i> and <i>Pestalotiopsis</i> leaf fall disease
2.	Balangan	white root rot disease, tapping panel dryness, and pink disease
3.	Hulu Sungai Utara	white root rot disease, tapping panel dryness, and <i>Pestalotiopsis</i> leaf fall disease
4.	Hulu Sungai Tengah	white root rot disease, tapping panel dryness, and pink disease.
5.	Hulu Sungai Selatan	white root rot disease and tapping panel dryness
6.	Tapin	white root rot disease dan tapping panel dryness
7.	Tanah Laut	white root rot disease dan <i>Mouldy Rot</i>
8.	Kotabaru	white root rot disease, tapping panel dryness, and <i>Pestalotiopsis</i> leaf fall disease.
9.	Tanah Bumbu	white root rot disease, tapping panel dryness, Bark necrosis, and <i>Pestalotiopsis</i> leaf fall disease.
10.	Banjar	white root rot disease, tapping panel dryness, and pink disease
11.	Barito Kuala	white root rot disease, tapping panel dryness, and pink disease
12.	Banjarbaru	white root rot disease, tapping panel dryness, Bark necrosis, and pink disease
13.	Banjarmasin	None

(Disbun, 2022),

Based on data from the District Plantation and Livestock Service (Table 3), the following is data on pests that attack rubber plants in Barito Kuala Regency:

Table 3. Rubber Planting Plant Pest Organisms (PPO) Data in Barito Kuala Regency

No.	Plant Pest Organisms (PPO)	Subdistrict	Extent of attack (Ha)		
			Light	heavy	Amount
1.	White root rot disease	Tabunganen	1	-	1
		Tamban	7	4	11

	Mekar Sari	2	-	2
	Anjir Pasar	-	-	-
	Anjir Muara	1	1	2
	Alalak	-	-	-
	Jejangkit	-	-	-
	Mandastana	-	-	-
	Belawang	2	-	2
	Wanaraya	17	13	30
	Rantau Badauh	1	-	1
	Cerbon	1	-	1
	Barambai	15	14	29
	Bakumpai	-	-	-
	Marabahan	19	8	27
	Tabukan	3	-	3
	Kuripan	-	-	-
2. Tapping panel dryness	Tabunganen	-	-	-
	Tamban	8	4	12
	Mekar Sari	5	3	8
	Anjir Pasar	12	15	27
	Anjir Muara	4	4	8
	Alalak	-	-	-
	Jejangkit	-	-	-
	Mandastana	-	-	-
	Belawang	2	2	4
	Wanaraya	14	16	30
	Rantau Badauh	2	4	6
	Cerbon	-	-	-
	Barambai	23	44	67
	Bakumpai	-	-	-
	Marabahan	-	-	-
	Tabukan	-	-	-
	Kuripan	-	-	-
3. Pink disease	Tabunganen	-	-	-
	Tamban	-	-	-
	Mekar Sari	-	-	-
	Anjir Pasar	-	-	-
	Anjir Muara	-	-	-
	Alalak	-	-	-
	Jejangkit	-	-	-
	Mandastana	-	-	-
	Belawang	-	-	-
	Wanaraya	18	10	28
	Rantau Badauh	-	-	-

Cerbon	-	-	-
Barambai	8	8	16
Bakumpai	-	-	-
Marabahan	10	7	17
Tabukan	-	-	-
Kuripan	-	-	-

In the data in Table 3, the diseases recorded in Barito Kuala district are White Root Fungus (JAP), Dry tapping Groove, and pink disease. Leaf fall disease has not been reported

Disease Incidence

The results of observations of the incidence of rubber leaffall disease showed that rubber leaffall disease was present in all the fields observed with a disease incidence rate of 100%. All plants observed were attacked by leaffall disease. This detected leaf spots on all the plants observed. The condition of these spots varies, some are round in shape with clear boundaries between the diseased and healthy parts. This is found on various ages of leaves, both old and young leaves. On older leaves the spots are gray, while on older leaves the spots are light brown to dark brown. If the symptoms are severe, the leaves turn yellow and eventually fall (Figure 1). This symptom is found in all villages in each sub-district that grow rubber.



Figure 1. Symptoms of circleleaffall disease in Barito Kuala Regency.

All rubber planting locations are almost close together and are around the Barito river. Rubber plants are not found in the entire Barito Kuala district. Rubber plantations are found in Wanaraya, Barambai, Marabahan, and Anjir Pasar District. Rubber plantations are generally not planted in large areas. The spread of rubber leaffall disease is spread evenly throughout the sub-district.

Table 4. Incidence of rubber leaffall disease in Barito Kuala Regency

No.	Sub District	Village	% disease incidence					avarage
			Lok. 1	Lok. 2	Lok. 3	Lok.4	Lok.5	

1	Wanaraya	Roham Raya	100%	100%	100%	100%	100%	100%
2		Kolam Makmur	100%	100%	100%	100%	100%	100%
3		Kolam kiri	100%	100%	100%	100%	100%	100%
4	Barambai	Barambai	100%	100%	100%	100%	100%	100%
5		Kolam kiridalam	100%	100%	100%	100%	100%	100%
6		Kolam kanan	100%	100%	100%	100%	100%	100%
7	Marabahan	Antaraya	100%	100%	100%	100%	100%	100%
8		Sido makmur	100%	100%	100%	100%	100%	100%
9		Karya Maju	100%	100%	100%	100%	100%	100%
10	Anjir Pasar	Gandaria	100%	100%	100%	100%	100%	100%
11		Mentaren	100%	100%	100%	100%	100%	100%
12		Danau Karya	100%	100%	100%	100%	100%	100%
Average			100%	100%	100%	100%	100%	100%

The data in Table 5 shows that leaffall disease has spread in Barito Kuala Regency. All rubber plants show leaf spots which are the initial symptoms, over time the leaves will turn yellow and the leaves will fall.

Table 5. Severity of leaffall disease in Barito Kuala district

No.	Sub District	Village	Disease Severity
1	Wanaraya	Roham Raya	67%
2		Kolam Makmur	75%
3		Kolam kiri	72%
Average			71%
4	Barambai	Barambai	51%
5		Kolam kiridalam	82%
6		Kolam kanan	76%
Average			70%
7	Marabahan	Antaraya	70%
8		Sido makmur	61%
9		Karya Maju	67%
Average			66%
10	Anjir Pasar	Gandaria	48%
11		Mentaren	53%
12		Danau Karya	55%

Avarage	52%
Total Average	65%

The severity of leaf fall disease in the tidal swamplands of Barito Kuala Regency is quite severe on average, namely 65%. The severity at each location varied from 48% in Gandaria village, in Anjir Pasar District to 82% in Kolam Kiri Dalam village, in Barambai District. In Barambai subdistrict the average disease severity is 70%, in Wanaraya subdistrict it is also almost the same, namely 71%. In Marabahan sub-district it is lower, namely 66%. The lowest sub-district is Anjir Pasar sub-district, which is only 52%. (Table 5). The location and distribution of the disease can be seen on the map of the distribution of leaf fall disease in Barito Kuala Regency (Figure 4.) In Figure 4, you can see the distribution of rubber plantation locations in Marabahan, Barambai and Wanaraya sub-districts which are located in adjacent areas. Meanwhile, the Anjir Pasar sub-district with three sub-districts is separated by a river and is quite far away. Interviews with farmers obtained information that generally smallholder rubber farmers do not know which clones are being planted.

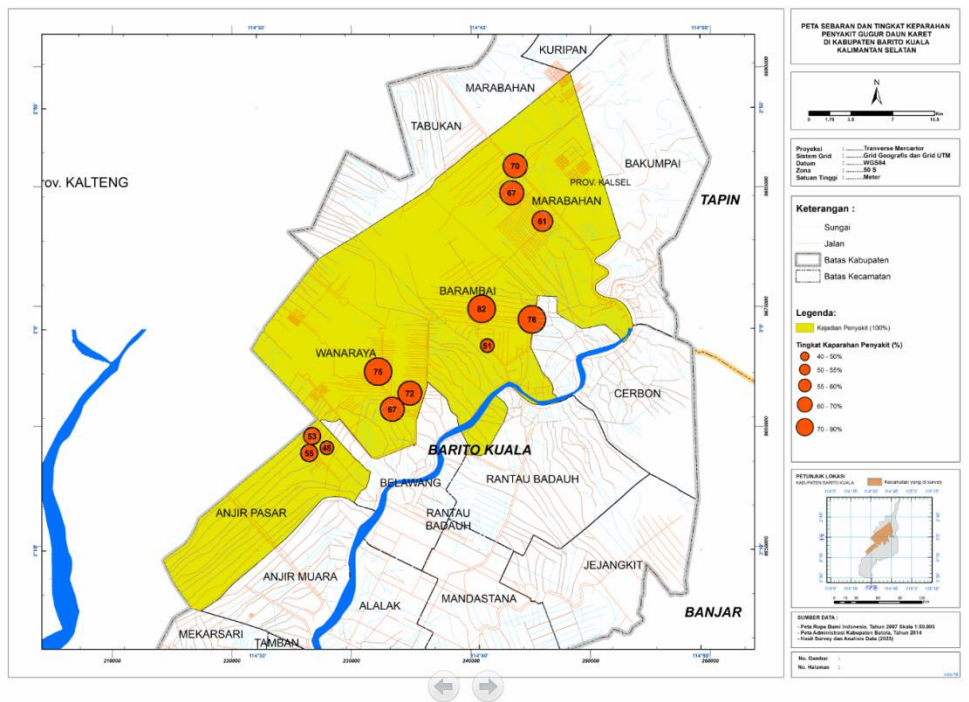


Figure 4. Distribution of Rubber Leaf Fall Disease in the Swamplands of Barito Kuala Regency

In economic development, the Indonesian government has made efforts to develop underdeveloped areas and swamp land has become one of the main targets, especially those in Kalimantan, Papua, and Sumatra, including Sulawesi. Therefore, the development of swamp land is very strategic and important. The development of rubber plants is directed towards swamp land. Swamp land in South Kalimantan is in the form of tidal swamp land and lowland swamp land. Barito Kuala Regency, which the Barito River passes through, is tidal swamp land. Rubber plantations on

tidal land will generally be flooded when high tides occur. In these conditions, plants can grow well because rubber plants have good adaptability to the environment.

. During the dry season, rubber plants will shed their leaves. According to Ardika et al. (2011) rubber plants will shed their leaves if the water supply is reduced. This happens because rubber plants are plants that are able to adapt well to environmental conditions, both physical and climatic conditions. Rainfall is one of the factors that determines latex production. Suitable rainfall for the growth of rubber plants is around 2000 mm/year or more with even distribution in the same year without a dry season. The presence of rainwater affects groundwater which in turn affects latex production. Water plays a major role in plant metabolic processes, so that a decrease in soil water content results in reduced flow and latex production. The phenomenon of rubber leaf fall in the region south of the equator has a close relationship with plant water consumption. The GT 1 clone consumes more water because its roots are more numerous and extensive so water consumption also increases. This causes the GT clone to be more drought resistant.

Under normal conditions, leaf fall can occur once or twice a year, especially during the dry season. After that the leaves will form again and return to normal. However, disease attacks cause rubber plants to drop their leaves outside of the season. Rubber plants that are attacked by leaf fall disease are easy to recognize, namely the affected leaves initially have leaf spot symptoms. Further symptoms are yellowing and falling leaves. The results of observations and surveys using questionnaires show that even though there are puddles on rubber plantation land which shows that the land does not lack water, rubber plants also shed their leaves 4 to 5 times a year. When a disease attacks, fallen leaves can sprout again, but after they are formed new leaves will fall again. This happens both on leaves that are still sepia brown as well as leaves that are starting to turn green and dark green. Affected leaves will initially develop necrosis and become spots. With further attacks, the leaves start to turn yellow and fall.

This leaf fall disease is caused by fungi, including *Pestalotiopsis* sp., *Oidium* spp., (Kusdiana, et al., 2020). *Colletotrichum gloeosporioides* (Kusdiana et al., 2018; Cao et al., 2019), *Corynesporacassiicola* (Nurhayati & Situmorang, 2008), *Fusicoccum* sp. (Yosephine et al., 2020). Based on the symptoms detected, all of these pathogens were found in all observed smallholder rubber plantation locations. All of these pathogens spread through the air, especially in dry conditions, but disease occurs more often in humid conditions. Humid conditions are closely related to periods of dew and wet leaves necessary for spore germination. Airborne spores reach quite long distances. Passive dispersal of spores generally occurs with the help of wind. Windy rain is very suitable for the spread of disease because rain creates moist conditions which are very necessary for the spores to germinate. The germinated spores form a germ tube, appressorium, and penetrate into the leaf tissue.

The next pathogenesis process is the formation of symptoms. Symptomatic leaves cause the area of photosynthesis to be reduced, even in further attacks, the leaves fall, so that LAI also decreases. There is a strong correlation between an increase in the attacks of *Pestalotiopsis* leaf fall with a decrease in LAI and a decrease in latex production. The process of latex formation is strongly influenced by the leaf area index. The decrease in LAI due to disease attacks means that the output of photosynthesis in the form of glucose also decreases and the formation of latex in latex vessels also decreases (Alchemi and Jamin, 2022). The results of research by Damiriet *al.*, 2022 showed that in rubber plants attacked by leaf fall disease the reduction in production ranged from 20% in the RRIC 100 clone to 50% in the GT-1 clone. The results of interviews with farmers in Rokam Raya village, Wanaraya subdistrict, latex production decreased by 60%, and the presence of leaf fall disease made some planters replace their crops with oil palm.

In 2019, the area of attack of this disease in Indonesia reached 382,000 hectares in the regions of North Sumatra, West Sumatra, Riau, Jambi, South Sumatra, Bangka Belitung, Bengkulu, Lampung, West Java, Central Java, South Kalimantan, West Kalimantan and Central Sulawesi (Central Rubber Research, 2023). The cause of leaf fall disease which spreads through the air occurs in all locations in Barito Kuala Regency. For diseases that spread through the air, the inoculum that reaches the leaf surface is the primary inoculum and this will be supplemented with secondary inoculum that comes next so that the rate of disease development will be higher. The high rate of development of this disease will make it difficult to control. According to Filho *et al.* (2016) control by reducing the initial inoculum only delays the epidemic if the amount of inoculum cannot be reduced to the lowest level. So in integrated disease control it is necessary to provide complete protection by combining various control techniques. The severity of rubber leaf fall disease in Barito Kuala district ranges from 48% in Gandaria village, Anjir Pasar subdistrict, to 82% in Kolam Kiri Dalam village, Barambai subdistrict. The severity of the disease is determined by host, pathogen and environmental factors. The severity of the disease depends on the rubber clone as the host. The results of research by Damiriet *al.*, (2022) show that the rubber clones PB 260 and PB 340 were attacked quite badly by leaf fall disease, namely 61.47% and 67.39% respectively, but at the same time and location RRIC 100 and IRR 112 were only attacked light, 12.61% and 19.39% respectively. The influencing environmental factor is rainfall. Rainfall patterns and rainy days influence plant canopy growth and the development of *Corynespora* leaf fall disease (Nurhayati & Situmorang, 2008). Availability of nutrients is an environmental factor that can influence disease severity. The element potassium is closely related to the severity of this rubber leaf fall disease. The addition of potassium will reduce the incidence of the disease. On the other hand, nitrogen has a negative correlation, so adding nitrogen will worsen disease attacks (Kusdiana *et al.*, 2021).

CONCLUSSION

The results of the research show that

1. Rubber leaffall disease has spread in four rubber plantation sub-districts. All sub-districts surveyed were 100% affected by rubber leaffall disease.
2. The severity of leaf fall disease in the tidal swamplands of Barito Kuala Regency is quite severe on average, namely 65%. The severity at each location varied from 48% in Gandaria village, Anjir Pasar District to 82% in Kolam Kiri Dalam village, Barambai District. In Barambai subdistrict the average disease severity is 70%, in Wanaraya subdistrict it is also almost the same, namely 71%. In Marabahan sub-district it is lower, namely 66%. The lowest sub-district is Anjir Pasar sub-district, which is only 52%

ACKNOWLEDGEMENT

The authors would like to thank to LambungMangkurat University for allowing us to financial support received in funding the researchthroughout Program Dosen Wajib Menelitiin 2023

REFERENCES

- Alchemi, P. J. K., & Jamin, S. (2022). Impact of pestalotiopsisleaffall disease on leaf area index and rubber plant production. In IOP Conference Series: Earth and Environmental Science (Vol. 995, No. 1, p. 012030). IOP Publishing.
- Ardika R., A. Nur Cahyo, dan T.Wijaya. 2011. Dinamika Gugur Daun Dan Produksi Berbagai Klon Karet KaitannyaDenganKandungan Air Tanah *Wintering and Yield Dynamics on Various Rubber Clones and Their Relationship to Soil Water Content* Indonesian J. Nat. Rubb. Res. 2011, 29 (2) : 102 – 109
- Cao X., X. Xu . H. Che., J.S. West . and D.Luo. 2019. Three Colletotrichum Species, Including a New Species, are Associated to Leaf Anthracnose of Rubber Tree in Hainan, China. *Plant Disease* 103 (1) : 117-124.
- Damiri, H., Y. Pratama, T.R. Febbiyanti , S. E. Rahim, D.T. Astuti, Y. Purwanti. 2022. Pestalotiopsis sp. infection causes leaffall disease of new arrivals in several clones of rubber plants. *Biodiversitas* 23 (8) : 3943-3949. DOI: 10.13057/biodiv/d230811
- Dinas Perkebunan Kalimantan Selatan. (2022). *Data LuasPerkebunanKaret di Kalimantan Selatan*. Retrieved February 8, 2023 from dirjenbun.pertanian.go.id/dataset/data/1292
- DirektoratJenderal Perkebunan. 2021. *Statistik Perkebunan Unggulan Nasional 2019-2021*. DirektoratJenderal Perkebunan Kementerian PertanianRepublik Indonesia

- Febbiyanti, T. R., & Tistama, R. (2021). Kondisi Fisiologis dan Produksi Tanaman Karet yang Terserang Pestalotiopsis Dengan Pemberian Pupuk dan Aplikasi Fungisida. *Jurnal Penelitian Karet* 39 (2) : 125 - 136.
- Filho, A. B., Inoue-Nagata, A. K., Bassanezi, R. B., Belasque, J., Amorim, L., Macedo, M. A., & Savary, S. (2016). The importance of primary inoculum and area-wide disease management to crop health and food security. *Food Security*, 8, 221-238.
- Kusdiana, A. P. J., Syafaah, A., Ismawanto, S., & KM, J. R. P. P. B. (2018). Resistensi tanaman karet klon IRR seri 300 terhadap penyakit gugur daun *Colletotrichum* di Sumatera Selatan. *Jurnal Penelitian Karet*, 36(2), 147-156.
- Kusdiana APJ, Sinaga MS, Tondok ET. 2020. Diagnosis of causal agent of new rubber leaf fall disease (*Hevea brasiliensis* Muel. Arg). *Jurnal Penelitian Karet* 38 (2): 165-178. DOI: 10.22302/ppk.jvk.v2i38.728. [Indonesian]
- Kusdiana, A. P. J. Sinaga MS, Tondok ET. 2021. Pengaruh klon karet terhadap epidemi penyakit gugur daun Pestalotiopsis. *Warta Perkebunan*, 40(1), 41-52.
- Nurhayati & Situmorang, A (2008). Pengaruh Pola Hari Hujan terhadap Perkembangan Penyakit Gugur Daun *Corynespora* pada Tanaman Karet Menghasilkan. *Jurnal Hama dan Penyakit Tumbuhan Tropika*, 8(1), 63-70.
- Pusat Penelitian Karet. (2023) Penyakit Gugur Daun Pestalotiopsis (PGDP). <https://www.puslitkaret.co.id/publikasi/rubber-notes/penyakit-gugur-daun-pestalotiopsis-pgdp/>
- Situmorang, N. D. (2008). Pengaruh Pola Hari Hujan terhadap Perkembangan Penyakit Gugur Daun *Corynespora* pada Tanaman Karet Menghasilkan. *Jurnal Hama dan Penyakit Tumbuhan Tropika*, 8(1), 63-70.
- Yosephine, I. O., Guntoro, G., Tistama, R., Adinugroho, P., & Dalimunthe, C. (2020). Penggunaan Mineral Kalium dan Silikon untuk Menekan Serangan Penyakit Gugur Daun Pada Tanaman Karet (*Hevea brasiliensis* L.). *AGRIUM: Jurnal Ilmu Pertanian*, 22(3), 172-177.

DISTRIBUTION OF RUBBER LEAFFALL DISEASE IN THE SWAMP LANDS OF BARITO KUALA DISTRICT

ABSTRACT

Swamp land is a rubber development area in South Kalimantan and rubber plants are a leading commodity in South Kalimantan which is in second place after palm oil plants. Starting in 2019 the rubber industry in Indonesia experienced an outbreak of leaffall disease. This disease causes a decrease in latex production of up to 50%, even in advanced conditions without treatment, gardens that are attacked with rot and die. This research aims to study the distribution of rubber leaffall disease in the swamplands of Barito Kuala district. Survey of disease incidence and severity using a stratified random sampling method. It was determined that eight sub-districts in Barito Kuala district and Banjar district had swamp land that planted rubber. At four locations/villages in each sub-district, sample plants were taken which were determined to be 25 plants diagonally. Parameters of disease incidence and disease severity follow the International Rubber Research Development Board. The results of the research show that rubber leaffall disease has spread in four rubber-plantation sub-districts. All sub-districts surveyed were 100% affected by rubber leaffall disease. In this district, the rubber leaf fall disease attack is quite severe with an average disease severity of 67%.

Keywords: Rubber, Leaffall disease, Swamp land

INTRODUCTION

One of Indonesia's renewable natural resources is rubber. Rubber (*Hevea brasiliensis* Muell. Arg) is an important plantation commodity for Indonesia because it makes a significant contribution to the local and national economy and is a source of income for millions of farmers. Rubber plants are the largest foreign exchange contributor for Indonesia. Indonesia is the second-highest rubber-producing country in the world after Thailand. In 2021, latex production in Indonesia will reach 3,121,474 tons from various provinces in Indonesia, while latex production in South Kalimantan in 2021 will be 166,125 tons (Directorate General of Plantations, 2021). Based on data from the South Kalimantan Plantation Service (2021), rubber plants are the leading commodity in South Kalimantan, ranking second after oil palm plants. The area of rubber plantations in South Kalimantan in 2021 will reach 271,969 ha spread across several districts, including Tabalong District (69,543 ha), Banjar (40,202 ha), Balangan (37,901 ha), Hulu Sungai Tengah (26,064 ha), Tanah Bumbu (24,508 ha) and Tanah Laut (21,256 ha) and in several other districts.

Starting in 2019, the rubber industry in Indonesia experienced a leaffall disease outbreak and it became an extraordinary event (KLB) of leaffall disease. This disease causes a decrease in latex

production of up to 50%, even in advanced conditions without treatment, gardens that are attacked with rot and die (Damiri et al., 2022).

Leaffall disease is an important disease in rubber plants. Initially, this disease was often ignored by planters because rubber trees also experience leaffall when the water they need decreases, such as during the dry season. According to Ardika et al. (2011) when leaves fall, the leaf area index decreases so that plant water consumption also decreases. This causes latex production to also decrease because the leaf area index is positively correlated with plant production. However, in rubber that is attacked by disease, the fallen leaves do not grow new leaves anymore, even in heavy attacks it causes the canopy to wilt and the plant to dies (Shufen et al., 1999).

Starting in 2021, leaffall disease began to be detected attacking rubber plantations in South Kalimantan. In Tabalong district 316 ha, Hulu Sungai Utara 151 ha, Kotabaru 30 ha, and Tanah Bumbu 127 ha . However, there have been no reports of leaffall attacks in the Baritokuala and Banjar districts (South Kalimantan Province Plantation and Livestock Service). To support the management of leaffall disease, initial information is needed regarding the existence and spread of the disease.

The main leaffall disease that always attacks rubber plants is caused by the fungi *Colletotrichum gloeosporioides*, *Oidium heveae*, *Corynespora cassiicola*, and *Pestalotiopsis* sp. This leaf disease is important disease because it can attack plants starting in nurseries, in grafted wood gardens (soccer gardens), young plants, and mature plants. In mature plants, this disease can be detrimental because young leaves fall, which results in stunted plant growth, decreased latex production, and even results in plant death (Dalimunthe, 2015). *Pestalotiopsis* sp., as one of the causes of leaf spot disease, was recently reported to be one of the fungi that causes rubber leaffall disease (LFD). The LFD disease attack is caused by *Pestalotiopsis* sp., almost the same as the LFD disease caused by *Fusicoccum* sp. because both have concentric lines on the affected leaves, which is one of the factors that cause difficulty in identifying the cause of the disease that attacks if you only look at external symptoms (Simbolon et al., 2022). *Fusicoccum*, a relatively new pathogen, this pathogen generally attacks young, newly formed leaves. High rainfall during the period of new leaf formation is one factor. *Fusicoccum* leaf blight is characterized by blight symptoms that change from light to dark brown. Typical symptoms on older leaves are the appearance of brownish borders and areas concentric with conidia on the upper surface of the leaf (Junaidi et al., 2018). With the existence of various types of pathogens that cause leaffall disease in rubber plants, identification measures are needed. This identification is important to identify and record the pathogens that cause leaffall disease in rubber plants. After carrying out this identification process, the pathogen that causes the disease can be identified the appropriate control technique for the disease can be determined and data can be obtained about the cause of leaffall disease in rubber plants.

This research aims to study the presence/incidence, disease severity and distribution of rubber leaf disease in swamp lands, and smallholder rubber plantation centers in South Kalimantan. Identifying the cause of leaffall disease in swamp land and rubber production centers in South Kalimantan.

MATERIAL AND METHODS

This research is divided into a survey of leaffall disease to determine the presence and distribution of the disease, and research to identify the causes of leaffall disease.

The survey used the Stratified Random Sampling method. The Stratified Random Sampling method is a sampling process by dividing the population into strata, selecting random samples from each stratum, and combining them to estimate population parameters.

Survey of disease distribution

The rubber plant population in swamp land is divided into the rubber plant population in tidal swamp land and lowland swamp land. Surveys in Lebak swamp land were carried out on rubber plantations in Banjar district. A survey of tidal swamp land was carried out at a rubber plantation in Barito Kuala district. In each district, four sub-districts were selected whose rubber plants were located on swamp land with the highest rubber plant population. At each location, four villages were taken and then each village determined the planting location that would be sampled. Sampling was carried out diagonally so that five locations were taken as samples. At each sample location, 25 plants were observed. The number of rubber trees observed was $25 \times 5 \times 4 \times 4 \times 2 = 4000$ plants.

Observation

The parameters observed were disease incidence and disease intensity/severity. Disease incidence is calculated using the formula:

$$Disease\ Incidence = \frac{\text{total number infected plants unit}}{\text{total number of plants assessed}} \times 100\%$$

The disease rating scale was utilized to calculate the disease severity index (DI) per orchard using the formula $DI (\%) = [\sum(vf)/(ND)] \times 100$ (McKinney 1923), where v = leaffall severity score, f = frequency of trees with a given rating, N = total number of trees assessed in the orchard, and D is the highest disease severity score (Chaudhary et al., 2020)

Index for the scoring disease severity (score index)
for determining the average disease severity index (ADSI)

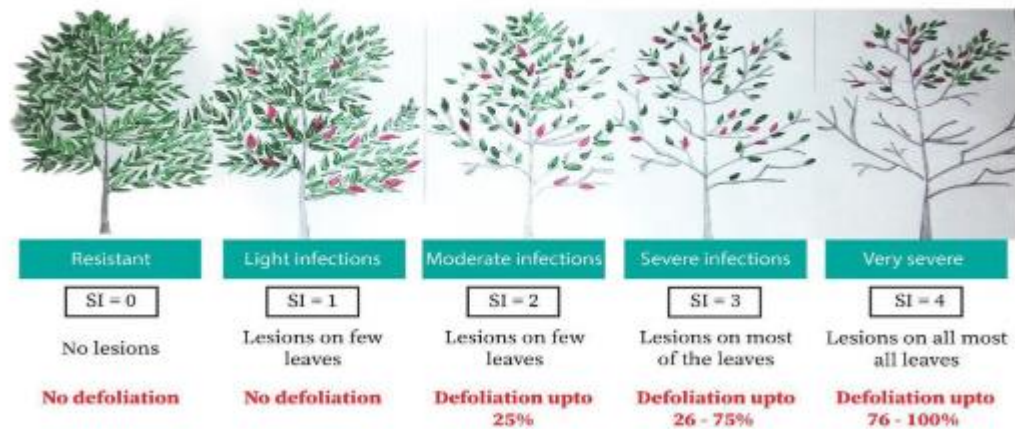


Figure 2. Scoring of observations of canopy density due to leaf fall disease in rubber plants (IRRDB, 2019 dalam Febbiyanti & Tistama 2021)

RESULTS

Based on 2021 data from the South Kalimantan Province Plantation and Livestock Service, the area of rubber plantations in South Kalimantan is 271,969 ha with immature plants (TBM), covering 52,979 ha, mature plants (TM) 203,774 ha, and old plants/damaged plants (TM/TR) covering an area of 15,216 ha. In the Regency/City, the most rubber plantations are in Tabalong Regency, covering an area of 69,543 ha, and the fewest in Banjarbaru City, covering an area of 1,121 ha, while in Barito Kuala Regency is 4,189 ha. For South Kalimantan province rubber production in 2021 will be 212,956 tons with a production of 1,045 Kg/ha. Then Barito Kuala Regency in 2021 reached 1,655 tons with a production of 874 Kg/ha (Disbun, 2022). Based on the description of the area of rubber planting land, the following is data on the area of planting in South Kalimantan (Table 1):

Table 1. Rubber Plantation Production Data for South Kalimantan Province

No	Regency/ City	Area (Ha)				Production	
		Immature plants	Plants produce	Unproductive plants	Total	Ton	Kg/Ha
1	Tabalong	11990	52607	4946	69543	62672	1191
2	Balangan	7379	28926	1596	37901	32544	1125

3	Hulu Sungai Utara	443	401	334	1178	402	1002
4	Hulu Sungai Tengah	8100	16979	985	26064	20127	1185
5	Hulu Sungai Selatan	4406	10241	640	15287	12151	1187
6	Tapin	2734	13606	2836	19176	8679	638
7	Tanah Laut	4024	16844	388	21256	13222	785
8	Kotabaru	3146	8023	374	11543	6637	827
9	Tanah Bumbu	949	22208	1351	24508	25183	1134
10	Banjar	7808	30808	1587	40203	28105	912
11	Barito Kuala	1629	2397	163	4189	2327	971
12	Banjarbaru	371	734	16	1121	907	1236
13	Banjarmasin	0	0	0	0	0	0
Total		52979	203774	15216	271969	212956	1045

(Disbun, 2022)

Rubber plant diseases in South Kalimantan

Plant disease is a condition where plant cells and tissues do not function normally which is caused by continuous interference by pathogens or environmental factors and will result in the development of symptoms. Plant diseases are usually caused by biotic factors and abiotic factors. Plant diseases caused by biotic factors are diseases caused by disturbing organisms (fungi, bacteria, nematodes, etc.), usually symptoms of damage to an area of the plant. Meanwhile, plant diseases caused by abiotic factors are symptoms of attacks that tend to be uneven, and damage caused by environmental conditions that are too humid or too dry. Generally, diseased plants show specific symptoms. Symptoms are changes shown by a plant as a result of disease. Often certain diseases do not only cause one symptom but also cause a syndrome. Additionally, several different diseases have similar symptoms, making it difficult to diagnose definitively just by looking at the symptoms.

Various plant pest organisms of rubber plants in South Kalimantan are recorded by the South Kalimantan provincial plantation service, including white root rot disease, tapping panel dryness, Mouldy Rot, and leaf spot. For leaf fall in South Kalimantan has started to become infected, there are several districts where the leaf fall disease, *Pestalotiopsis* sp., has been recorded. namely in the districts of Tabalong, Hulu Sungai Utara, Tanah Bumbu, and Kotabaru. Meanwhile, diseases in rubber plants recorded at the Barito Kuala Regency plantation service include white root fungus, tapping panel dryness, and pink disease.

Based on data from the Plantation and Livestock Service of South Kalimantan Province in 2022 (Table 2), the following is data on pests that attack rubber plants in South Kalimantan Province:

Table 2. Diseases in Rubber Plantations in South Kalimantan Province

No	Regency/City	Disease
1.	Tabalong	white root rot disease, tapping panel dryness, pink disease, <i>Mouldy Rot</i> and <i>Pestalotiopsis</i> leaf fall disease
2.	Balangan	white root rot disease, tapping panel dryness, and pink disease
3.	Hulu Sungai Utara	white root rot disease, tapping panel dryness, and <i>Pestalotiopsis</i> leaf fall disease
4.	Hulu Sungai Tengah	white root rot disease, tapping panel dryness, and pink disease.
5.	Hulu Sungai Selatan	white root rot disease and tapping panel dryness
6.	Tapin	white root rot disease dan tapping panel dryness
7.	Tanah Laut	white root rot disease dan <i>Mouldy Rot</i>
8.	Kotabaru	white root rot disease, tapping panel dryness, and <i>Pestalotiopsis</i> leaf fall disease.
9.	Tanah Bumbu	white root rot disease, tapping panel dryness, Bark necrosis, and <i>Pestalotiopsis</i> leaf fall disease.
10.	Banjar	white root rot disease, tapping panel dryness, and pink disease
11.	Barito Kuala	white root rot disease, tapping panel dryness, and pink disease
12.	Banjarbaru	white root rot disease, tapping panel dryness, Bark necrosis, and pink disease
13.	Banjarmasin	None

(Disbun, 2022),

Based on data from the District Plantation and Livestock Service (Table 3), the following is data on pests that attack rubber plants in Barito Kuala Regency:

Table 3. Rubber Planting Plant Pest Organisms (PPO) Data in Barito Kuala Regency

No.	Plant Pest Organisms (PPO)	Subdistrict	Extent of attack (Ha)		
			light	heavy	Amount
1.	White root rot disease	Tabunganen	1	-	1
		Tamban	7	4	11

	Mekar Sari	2	-	2
	Anjir Pasar	-	-	-
	Anjir Muara	1	1	2
	Alalak	-	-	-
	Jejangkit	-	-	-
	Mandastana	-	-	-
	Belawang	2	-	2
	Wanaraya	17	13	30
	Rantau Badauh	1	-	1
	Cerbon	1	-	1
	Barambai	15	14	29
	Bakumpai	-	-	-
	Marabahan	19	8	27
	Tabukan	3	-	3
	Kuripan	-	-	-
2. Tapping panel dryness	Tabunganen	-	-	-
	Tamban	8	4	12
	Mekar Sari	5	3	8
	Anjir Pasar	12	15	27
	Anjir Muara	4	4	8
	Alalak	-	-	-
	Jejangkit	-	-	-
	Mandastana	-	-	-
	Belawang	2	2	4
	Wanaraya	14	16	30
	Rantau Badauh	2	4	6
	Cerbon	-	-	-
	Barambai	23	44	67
	Bakumpai	-	-	-
	Marabahan	-	-	-
	Tabukan	-	-	-
	Kuripan	-	-	-
3. Pink disease	Tabunganen	-	-	-
	Tamban	-	-	-
	Mekar Sari	-	-	-
	Anjir Pasar	-	-	-
	Anjir Muara	-	-	-
	Alalak	-	-	-
	Jejangkit	-	-	-
	Mandastana	-	-	-
	Belawang	-	-	-
	Wanaraya	18	10	28
	Rantau Badauh	-	-	-

Cerbon	-	-	-
Barambai	8	8	16
Bakumpai	-	-	-
Marabahan	10	7	17
Tabukan	-	-	-
Kuripan	-	-	-

In the data in Table 3, the diseases recorded in Barito Kuala district are White Root Fungus (JAP), Dry tapping Groove, and pink disease. Leaf fall disease has not been reported

Disease Incidence

The results of observations of the incidence of rubber leaf fall disease showed that rubber leaf fall disease was present in all the fields observed with a disease incidence rate of 100%. All plants observed were attacked by leaf fall disease. This detected leaf spots on all the plants observed. The condition of these spots varies, some are round in shape with clear boundaries between the diseased and healthy parts. This is found on various ages of leaves, both old and young leaves. On older leaves the spots are gray, while on older leaves the spots are light brown to dark brown. If the symptoms are severe, the leaves turn yellow and eventually fall (Figure 1). This symptom is found in all villages in each sub-district that grow rubber.



Figure 1. Symptoms of circle leaf fall disease in Barito Kuala Regency.

All rubber planting locations are almost close together and are around the Barito river. Rubber plants are not found in the entire Barito Kuala district. Rubber plantations are found in Wanaraya, Barambai, Marabahan, and Anjir Pasar District. Rubber plantations are generally not planted in large areas. The spread of rubber leaf fall disease is spread evenly throughout the sub-district.

Table 4. Incidence of rubber leaf fall disease in Barito Kuala Regency

No.	Sub District	Village	% disease incidence					avarage
			Lok. 1	Lok. 2	Lok. 3	Lok.4	Lok.5	

1	Wanaraya	Roham Raya	100%	100%	100%	100%	100%	100%
2		Kolam Makmur	100%	100%	100%	100%	100%	100%
3		Kolam kiri	100%	100%	100%	100%	100%	100%
4	Barambai	Barambai	100%	100%	100%	100%	100%	100%
5		Kolam kiri dalam	100%	100%	100%	100%	100%	100%
6		Kolam kanan	100%	100%	100%	100%	100%	100%
7	Marabahan	Antaraya	100%	100%	100%	100%	100%	100%
8		Sido makmur	100%	100%	100%	100%	100%	100%
9		Karya Maju	100%	100%	100%	100%	100%	100%
10	Anjir Pasar	Gandaria	100%	100%	100%	100%	100%	100%
11		Mentaren	100%	100%	100%	100%	100%	100%
12		Danau Karya	100%	100%	100%	100%	100%	100%
Average			100%	100%	100%	100%	100%	100%

The data in Table 5 shows that leaf fall disease has spread in Barito Kuala Regency. All rubber plants show leaf spots which are the initial symptoms, over time the leaves will turn yellow and the leaves will fall.

Table 5. Severity of leaf fall disease in Barito Kuala district

No.	Sub District	village	Disease Severity
1		Roham Raya	67%
2	Wanaraya	Kolam Makmur	75%
3		Kolam kiri	72%
Average			71%
4		Barambai	51%
5	Barambai	Kolam kiri dalam	82%
6		Kolam kanan	76%
Average			70%
7		Antaraya	70%
8	Marabahan	Sido makmur	61%
9		Karya Maju	67%
Average			66%
10	Anjir	Gandaria	48%
11	Pasar	Mentaren	53%

12	Danau Karya	55%
Average		52%
Total Average		65%

The severity of leaf fall disease in the tidal swamplands of Barito Kuala Regency is quite severe on average, namely 65%. The severity at each location varied from 48% in Gandaria village, in Anjir Pasar District to 82% in Kolam Kiri Dalam village, in Barambai District. In Barambai subdistrict the average disease severity is 70%, in Wanaraya subdistrict it is also almost the same, namely 71%. In Marabahan sub-district it is lower, namely 66%. The lowest sub-district is Anjir Pasar sub-district, which is only 52%. (Table 5). The location and distribution of the disease can be seen on the map of the distribution of leaf fall disease in Barito Kuala Regency (Figure 4.) In Figure 4, you can see the distribution of rubber plantation locations in Marabahan, Barambai and Wanaraya sub-districts which are located in adjacent areas. Meanwhile, the Anjir Pasar sub-district with three sub-districts is separated by a river and is quite far away. Interviews with farmers obtained information that generally smallholder rubber farmers do not know which clones are being planted.

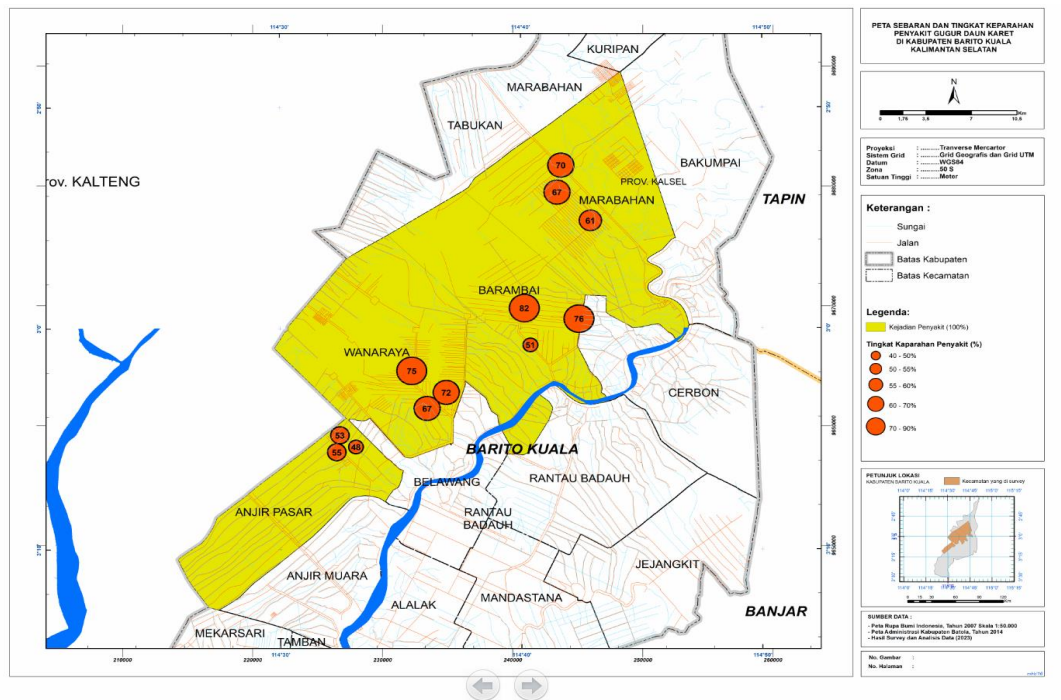


Figure 4. Distribution of Rubber Leaf Fall Disease in the Swamplands of Barito Kuala Regency

In economic development, the Indonesian government has made efforts to develop underdeveloped areas and swamp land has become one of the main targets, especially those in Kalimantan, Papua, and Sumatra, including Sulawesi. Therefore, the development of swamp land is very strategic and important. The development of rubber plants is directed towards swamp land. Swamp land in South Kalimantan is in the form of tidal swamp land and lowland swamp land. Barito

Kuala Regency, which the Barito River passes through, is tidal swamp land. Rubber plantations on tidal land will generally be flooded when high tides occur. In these conditions, plants can grow well because rubber plants have good adaptability to the environment.

. During the dry season, rubber plants will shed their leaves. According to Ardika et al. (2011) rubber plants will shed their leaves if the water supply is reduced. This happens because rubber plants are plants that are able to adapt well to environmental conditions, both physical and climatic conditions. Rainfall is one of the factors that determines latex production. Suitable rainfall for the growth of rubber plants is around 2000 mm/year or more with even distribution in the same year without a dry season. The presence of rainwater affects groundwater which in turn affects latex production. Water plays a major role in plant metabolic processes, so that a decrease in soil water content results in reduced flow and latex production. The phenomenon of rubber leaf fall in the region south of the equator has a close relationship with plant water consumption. The GT 1 clone consumes more water because its roots are more numerous and extensive so water consumption also increases. This causes the GT clone to be more drought resistant.

Under normal conditions, leaf fall can occur once or twice a year, especially during the dry season. After that the leaves will form again and return to normal. However, disease attacks cause rubber plants to drop their leaves outside of the season. Rubber plants that are attacked by leaf fall disease are easy to recognize, namely the affected leaves initially have leaf spot symptoms. Further symptoms are yellowing and falling leaves. The results of observations and surveys using questionnaires show that even though there are puddles on rubber plantation land which shows that the land does not lack water, rubber plants also shed their leaves 4 to 5 times a year. When a disease attacks, fallen leaves can sprout again, but after they are formed new leaves will fall again. This happens both on leaves that are still sepia brown as well as leaves that are starting to turn green and dark green. Affected leaves will initially develop necrosis and become spots. With further attacks, the leaves start to turn yellow and fall.

This leaf fall disease is caused by fungi, including *Pestalotiopsis* sp, *Oidium* heveae, (Kusdiana, et al, 2020). *Colletotrichum gloeosporioides* (Kusdiana et al., 2018; Cao et al., 2019), *Corynespora cassicola* (Nurhayati & Situmorang, 2008), *Fusicoccum* sp. (Yosephine et al., 2020). Based on the symptoms detected, all of these pathogens were found in all observed smallholder rubber plantation locations. All of these pathogens spread through the air, especially in dry conditions, but disease occurs more often in humid conditions. Humid conditions are closely related to periods of dew and wet leaves necessary for spore germination. Airborne spores reach quite long distances. Passive dispersal of spores generally occurs with the help of wind. Windy rain is very suitable for the spread of disease because rain creates moist conditions which are very necessary for the spores to

germinate. The germinated spores form a germ tube, appressorium, and penetrate into the leaf tissue. The next pathogenesis process is the formation of symptoms. Symptomatic leaves cause the area of photosynthesis to be reduced, even in further attacks, the leaves fall, so that LAI also decreases. There is a strong correlation between an increase in the attacks of *Pestalotiopsis* leaf fall with a decrease in LAI and a decrease in latex production. The process of latex formation is strongly influenced by the leaf area index. The decrease in LAI due to disease attacks means that the output of photosynthesis in the form of glucose also decreases and the formation of latex in latex vessels also decreases (Alchemi and Jamin, 2022). The results of research by Damiri *et al.*, 2022 showed that in rubber plants attacked by leaf fall disease the reduction in production ranged from 20% in the RRIC 100 clone to 50% in the GT-1 clone. The results of interviews with farmers in Rokam Raya village, Wanaraya subdistrict, latex production decreased by 60%, and the presence of leaf fall disease made some planters replace their crops with oil palm.

In 2019, the area of attack of this disease in Indonesia reached 382,000 hectares in the regions of North Sumatra, West Sumatra, Riau, Jambi, South Sumatra, Bangka Belitung, Bengkulu, Lampung, West Java, Central Java, South Kalimantan, West Kalimantan and Central Sulawesi (Central Rubber Research, 2023). The cause of leaf fall disease which spreads through the air occurs in all locations in Barito Kuala Regency. For diseases that spread through the air, the inoculum that reaches the leaf surface is the primary inoculum and this will be supplemented with secondary inoculum that comes next so that the rate of disease development will be higher. The high rate of development of this disease will make it difficult to control. According to Filho *et al.* (2016) control by reducing the initial inoculum only delays the epidemic if the amount of inoculum cannot be reduced to the lowest level. So in integrated disease control it is necessary to provide complete protection by combining various control techniques. The severity of rubber leaf fall disease in Barito Kuala district ranges from 48% in Gandaria village, Anjir Pasar subdistrict, to 82% in Kolam Kiri Dalam village, Barambai subdistrict. The severity of the disease is determined by host, pathogen and environmental factors. The severity of the disease depends on the rubber clone as the host. The results of research by Damiri *et al.*, (2022) show that the rubber clones PB 260 and PB 340 were attacked quite badly by leaf fall disease, namely 61.47% and 67.39% respectively, but at the same time and location RRIC 100 and IRR 112 were only attacked light, 12.61% and 19.39% respectively. The influencing environmental factor is rainfall. Rainfall patterns and rainy days influence plant canopy growth and the development of *Corynespora* leaf fall disease (Nurhayati & Situmorang, 2008). Availability of nutrients is an environmental factor that can influence disease severity. The element potassium is closely related to the severity of this rubber leaf fall disease. The addition of potassium

will reduce the incidence of the disease. On the other hand, nitrogen has a negative correlation, so adding nitrogen will worsen disease attacks (Kusdiana *et al.*, 2021).

CONCLUSION

The results of the research show that

1. Rubber leaf fall disease has spread in four rubber plantation sub-districts. All sub-districts surveyed were 100% affected by rubber leaf fall disease.
2. The severity of leaf fall disease in the tidal swamplands of Barito Kuala Regency is quite severe on average, namely 65%. The severity at each location varied from 48% in Gandaria village, Anjir Pasar District to 82% in Kolam Kiri Dalam village, Barambai District. In Barambai sub-district the average disease severity is 70%, in Wanaraya sub-district it is also almost the same, namely 71%. In Marabahan sub-district it is lower, namely 66%. The lowest sub-district is Anjir Pasar sub-district, which is only 52%

ACKNOWLEDGEMENT

The authors would like to thank to Lambung Mangkurat University for allowing us to financial support received in funding the research through Program Dosen Wajib Meneliti in 2023

REFERENCES

- Alchemi, P. J. K., & Jamin, S. (2022). Impact of pestalotiopsis leaf fall disease on leaf area index and rubber plant production. In IOP Conference Series: Earth and Environmental Science (Vol. 995, No. 1, p. 012030). IOP Publishing.
- Ardika R., A. Nur Cahyo, dan T. Wijaya. 2011. Dinamika Gugur Daun Dan Produksi Berbagai Klon Karet Kaitannya Dengan Kandungan Air Tanah *Wintering and Yield Dynamics on Various Rubber Clones and Their Relationship to Soil Water Content* Indonesian J. Nat. Rubb. Res. 2011, 29 (2) : 102 – 109
- Cao X., X. Xu . H. Che., J.S. West . and D.Luo. 2019. Three Colletotrichum Species, Including a New Species, are Associated to Leaf Anthracnose of Rubber Tree in Hainan, China. *Plant Disease* 103 (1) : 117-124.
- Damiri, H., Y. Pratama, T.R. Febbiyanti , S. E. Rahim, D.T. Astuti, Y. Purwanti. 2022. Pestalotiopsis sp. infection causes leaf fall disease of new arrivals in several clones of rubber plants. *Biodiversitas* 23 (8) : 3943-3949. DOI: 10.13057/biodiv/d230811
- Dinas Perkebunan Kalimantan Selatan. (2022). *Data Luas Perkebunan Karet di Kalimantan Selatan*. Retrieved February 8, 2023 from dirjenbun.pertanian.go.id/dataset/data/1292

- Direktorat Jenderal Perkebunan. 2021. Statistik Perkebunan Unggulan Nasional 2019-2021. Direktorat Jenderal Perkebunan Kementerian Pertanian Republik Indonesia
- Febbiyanti, T. R., & Tistama, R. (2021). Kondisi Fisiologis dan Produksi Tanaman karet yang Terserang Pestalotiopsis Dengan Pemberian Pupuk dan Aplikasi Fungisida. *Jurnal Penelitian Karet* 39 (2) : 125 - 136.
- Filho, A. B., Inoue-Nagata, A. K., Bassanezi, R. B., Belasque, J., Amorim, L., Macedo, M. A., & Savary, S. (2016). The importance of primary inoculum and area-wide disease management to crop health and food security. *Food Security*, 8, 221-238.
- Kusdiana, A. P. J., Syafaah, A., Ismawanto, S., & KM, J. R. P. P. B. (2018). Resistensi tanaman karet klon IRR seri 300 terhadap penyakit gugur daun Colletotrichum di Sumatera Selatan. *Jurnal Penelitian Karet*, 36(2), 147-156.
- Kusdiana APJ, Sinaga MS, Tondok ET. 2020. Diagnosis of causal agent of new rubber leaf fall disease (*Hevea brasiliensis* Muel. Arg). *Jurnal Penelitian Karet* 38 (2): 165-178. DOI: 10.22302/ppk.jvk.v2i38.728. [Indonesian]
- Kusdiana, A. P. J. Sinaga MS, Tondok ET. 2021. Pengaruh klon karet terhadap epidemi penyakit gugur daun Pestalotiopsis. *Warta Perkebunan*, 40(1), 41-52.
- Nurhayati & Situmorang, A (2008). Pengaruh Pola Hari Hujan terhadap Perkembangan Penyakit Gugur Daun *Corynespora* pada Tanaman Karet Menghasilkan. *Jurnal Hama dan Penyakit Tumbuhan Tropika*, 8(1), 63-70.
- Pusat Penelitian Karet. (2023) Penyakit Gugur Daun Pestalotiopsis (PGDP). <https://www.puslitkaret.co.id/publikasi/rubber-notes/penyakit-gugur-daun-pestalotiopsis-pgdp/>
- Situmorang, N. D. (2008). Pengaruh Pola Hari Hujan terhadap Perkembangan Penyakit Gugur Daun *Corynespora* pada Tanaman Karet Menghasilkan. *Jurnal Hama dan Penyakit Tumbuhan Tropika*, 8(1), 63-70.
- Yosephine, I. O., Guntoro, G., Tistama, R., Adinugroho, P., & Dalimunthe, C. (2020). Penggunaan Mineral Kalium dan Silikon untuk Menekan Serangan Penyakit Gugur Daun Pada Tanaman Karet (*Hevea brasiliensis* L.). *AGRIUM: Jurnal Ilmu Pertanian*, 22(3), 172-177.

DISTRIBUTION OF RUBBER LEAF FALL DISEASE IN THE SWAMP LANDS OF BARITO KUALA DISTRICT

ABSTRACT

Swamp land is a rubber development area in South Kalimantan and rubber plants are a leading commodity in South Kalimantan which is in second place after palm oil plants. Starting in 2019, the rubber industry in Indonesia experienced an outbreak of leaf fall disease. This disease causes a decrease in latex production of up to 50%, even in advanced conditions without treatment, infected plants will rot and die. The aim of this research was to study the distribution of rubber leaf fall disease in the swamplands of Barito Kuala district. Survey of disease incidence and severity was carried out using a stratified random sampling method. It was observed that eight sub-districts in Barito Kuala district and Banjar district had swamp land that planted rubber. At four locations/villages in each sub-district, sample plants were taken which were determined to be 25 plants diagonally. Parameters of disease incidence and disease severity followed the International Rubber Research Development Board. The results of the research revealed that rubber leaf fall disease has spread in four rubber-plantation sub-districts. All sub-districts surveyed were 100% affected by rubber leaf fall disease. In the studied district, the rubber leaf fall disease attack is quite severe with an average disease severity of 67%.

Keywords: Distribution, Leaf fall disease, Rubber, Swamp land

INTRODUCTION

One of Indonesia's renewable natural resources is rubber. Rubber (*Hevea brasiliensis* Muell. Arg) is an important plantation commodity for Indonesia because it makes a significant contribution to the local and national economy and is a source of income for millions of farmers. Rubber plants are the largest foreign exchange contributor for Indonesia. Indonesia is the second-highest rubber-producing country in the world after Thailand. In 2021, Latex production 3,121,474 and 166,125 tons in Indonesia and South Kalimantan, respectively (Directorate General of Plantations, 2021). Based on data from the South Kalimantan Plantation Service (2021), rubber plants are the leading commodity in South Kalimantan, ranking second after oil palm plants. Three years ago, the area of rubber plantations in South Kalimantan (2021) reached 271,969 ha spread across several districts, including Tabalong District (69,543 ha), Banjar (40,202 ha), Balangan (37,901 ha), Hulu Sungai Tengah (26,064 ha), Tanah Bumbu (24,508 ha), Tanah Laut (21,256 ha) and in several other districts in small areas.

The rubber industry in Indonesia experienced leaf fall disease which has since being an annual phenomenon. This disease could reduce rubber production by half, and in severe cases without

treatment, result in rot and eventually death of the plants (Damiri *et al.*, 2022). Initially, this disease was often ignored by planters because rubber trees also experience leaf fall when water requirements decrease, such as during the dry season. According to Ardika *et al.* (2011) when leaves fall, the leaf area index decreases so that plant water consumption also decreases. This causes latex production to also decrease because the leaf area index is positively correlated with plant production. However, in rubber that is attacked by disease, fallen leaves do not grow new leaves anymore, and even in heavy attacks, the canopy wilts and the plant die (Shufen *et al.*, 1999).

Starting in 2021, leaf fall disease began to be detected attacking rubber plantations in South Kalimantan. In Tabalong district 316 ha, Hulu Sungai Utara 151 ha, Kotabaru 30 ha, and Tanah Bumbu 127 ha (South Kalimantan Plantation Service (2021)). However, there have been no reports of leaf fall attacks in the Baritokuala and Banjar districts (South Kalimantan Province Plantation and Livestock Service). To support the management of leaf fall disease, initial information is needed regarding the existence and spread of the disease.

Pathogens that cause rubber leaf fall disease include the fungi *Colletotrichum gloeosporioides*, *Oidium heveae*, *Corynespora cassiicola*, and *Pestalotiopsis* sp (Dalimunthe, 2015). Symptoms of leaf fall differ among causative organisms, thus, aside visible morphological features other diagnostic identification is required. For instance, *Fusicoccum* sp, *Corynespora cassiicola* dan *Pestalotiopsis* sp. Both exhibit the same attack symptoms such as the appearance of brownish edges and concentric areas with conidia on the upper surface of the leaves (Junaidi *et al.*, 2018; Simbolon *et al.*, 2022). However, they differ characterized by blight symptoms that change from light to dark brown.

The aim of this research was to study the presence/incidence, disease severity, distribution and identification of the cause of leaf fall disease in swamp lands and small holder rubber plantation centers in South Kalimantan.

MATERIAL AND METHODS

This study is divided into a survey quantitative and qualitative of leaf fall disease to determine the presence and distribution of the disease, and identify the causes of leaf fall disease in swamp lands and small holder rubber plantation.

The Stratified Random Sampling method was used for the survey. It is a sampling process by dividing the population into strata, selecting random samples from each stratum, and combining them to estimate population parameters.

Survey of disease distribution

The rubber plant population in swamp land is divided into the rubber plant population in tidal swamp land and lowland swamp land. Surveys in Lebak swamp land were carried out on rubber plantations in Banjar district (3.40813134°S 114.84854166°E). A survey of tidal swamp land was carried out at a rubber plantation in Barito Kuala district (2.98114305°S 114.76677877°E). In each district, four sub-districts were selected whose rubber plants were located in swamp land with a minimum planting area of 1 ha. At each location, four villages were taken and then each village determined the planting location that would be used as a sample. Sampling was carried out diagonally so that five locations were taken as samples. At each sample location, 25 plants were observed. From each location a sample was selected randomly as much as 5% of the population plants per ha (approximately 25 trees sample). The number of rubber trees observed was 25 x 5 x 4 x 4 x 2 = 4000 plants.

Observation

The parameters observed were disease incidence and disease intensity/severity. Disease incidence is calculated using the formula:

$$Disease\ Incidence = \frac{\text{total number infected plants unit}}{\text{total number of plants assessed}} \times 100\%$$

The disease rating scale was utilized to calculate the disease severity index (DI) per orchard using the formula $DI (\%) = [\sum(vf)/(ND)] \times 100$ (McKinney 1923), where v = leaf fall severity score, f = frequency of trees with a given rating, N = total number of trees assessed in the orchard, and D is the highest disease severity score (Chaudhary *et al.*, 2020)

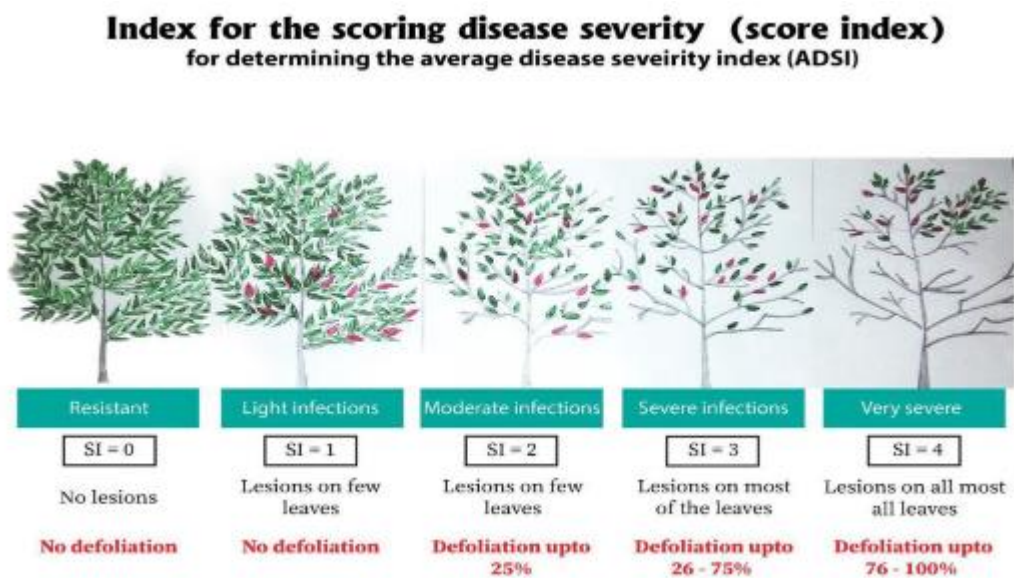


Figure 1. Scoring of observations of canopy density due to leaf fall disease in rubber plants (IRRDB, 2019 dalam Febbiyanti & Tistama 2021)

RESULTS

Based on 2021 data from the South Kalimantan Province Plantation and Livestock Service, the area of rubber plantations in South Kalimantan is 271,969 ha with immature plants (TBM), covering 52,979 ha, mature plants (TM) 203,774 ha, and old plants/damaged plants (TM/TR) covering an area of 15,216 ha. In the Regency/City, the most rubber plantations are in Tabalong Regency, covering an area of 69,543 ha, and the fewest in Banjarbaru City, covering an area of 1,121 ha, while in Barito Kuala Regency is 4,189 ha. For South Kalimantan province rubber production in 2021 will be 212,956 tons with a production of 1,045 Kg/ha. Then Barito Kuala Regency, in 2021 reached 1,655 tons with a production of 874 Kg/ha (Disbun, 2022). Based on the description of the area of rubber planting land, the following is data on the area of planting in South Kalimantan (Table 1):

Table 1. Rubber Plantation Production Data for South Kalimantan Province

No	Regency/ City	Area (Ha)			Total	Production	
		Immature plants	Plants produce	Unproductive plants		Ton	Kg/Ha
1	Tabalong	11990	52607	4946	69543	62672	1191
2	Balangan	7379	28926	1596	37901	32544	1125
3	Hulu Sungai Utara	443	401	334	1178	402	1002
4	Hulu Sungai Tengah	8100	16979	985	26064	20127	1185
5	Hulu Sungai Selatan	4406	10241	640	15287	12151	1187
6	Tapin	2734	13606	2836	19176	8679	638
7	Tanah Laut	4024	16844	388	21256	13222	785
8	Kotabaru	3146	8023	374	11543	6637	827
9	Tanah Bumbu	949	22208	1351	24508	25183	1134
10	Banjar	7808	30808	1587	40203	28105	912
11	Barito Kuala	1629	2397	163	4189	2327	971
12	Banjarbaru	371	734	16	1121	907	1236
13	Banjarmasin	0	0	0	0	0	0
Total		52979	203774	15216	271969	212956	1045

(Disbun, 2022)

Rubber plant diseases in South Kalimantan

Generally, diseased plants show specific symptoms. Symptoms are changes shown by a plant as a result of disease. Often certain diseases do not only cause one symptom but also cause a

syndrome. Additionally, several different diseases have similar symptoms, making it difficult to diagnose definitively just by looking at the symptoms. Various plant pest organisms of rubber plants in South Kalimantan are recorded by the South Kalimantan provincial plantation service, including white root rot disease, tapping panel dryness, Mouldy Rot, and leaf spot. For leaf fall in South Kalimantan has started to become infected, there are several districts where the leaf fall disease, *Pestalotiopsis* sp., has been recorded. namely in the districts of Tabalong, Hulu Sungai Utara, Tanah Bumbu, and Kotabaru. Meanwhile, diseases in rubber plants recorded at the Barito Kuala Regency plantation service include white root fungus, tapping panel dryness, and pink disease.

Based on data from the Plantation and Livestock Service of South Kalimantan Province in 2022 (Table 2), the following is data on pests that attack rubber plants in South Kalimantan Province:

Table 2. Diseases in Rubber Plantations in South Kalimantan Province

No	Regency/City	Disease
1.	Tabalong	white root rot disease, tapping panel dryness, pink disease, <i>Mouldy Rot</i> and <i>Pestalotiopsis</i> leaf fall disease
2.	Balangan	white root rot disease, tapping panel dryness, and pink disease
3.	Hulu Sungai Utara	white root rot disease, tapping panel dryness, and <i>Pestalotiopsis</i> leaf fall disease
4.	Hulu Sungai Tengah	white root rot disease, tapping panel dryness, and pink disease.
5.	Hulu Sungai Selatan	white root rot disease and tapping panel dryness
6.	Tapin	white root rot disease dan tapping panel dryness
7.	Tanah Laut	white root rot disease dan <i>Mouldy Rot</i>
8.	Kotabaru	white root rot disease, tapping panel dryness, and <i>Pestalotiopsis</i> leaf fall disease.
9.	Tanah Bumbu	white root rot disease, tapping panel dryness, Bark necrosis, and <i>Pestalotiopsis</i> leaf fall disease.
10.	Banjar	white root rot disease, tapping panel dryness, and pink disease

11. Barito Kuala	white root rot disease, tapping panel dryness, and pink disease
12. Banjarbaru	white root rot disease, tapping panel dryness, Bark necrosis, and pink disease
13. Banjarmasin	None

(Disbun, 2022),

Based on data from the District Plantation and Livestock Service (Table 3), the following is data on pests that attack rubber plants in Barito Kuala Regency:

Table 3. Rubber Planting Plant Pest Organisms (PPO) Data in Barito Kuala Regency

No.	Plant Pest Organisms (PPO)	Subdistrict	Extent of attack (Ha)		
			light	heavy	Amount
1. White root rot disease		Tabunganen	1	-	1
		Tamban	7	4	11
		Mekar Sari	2	-	2
		Anjir Pasar	-	-	-
		Anjir Muara	1	1	2
		Alalak	-	-	-
		Jejangkit	-	-	-
		Mandastana	-	-	-
		Belawang	2	-	2
		Wanaraya	17	13	30
		Rantau Badauh	1	-	1
		Cerbon	1	-	1
		Barambai	15	14	29
		Bakumpai	-	-	-
		Marabahan	19	8	27
		Tabukan	3	-	3
	2. Tapping panel dryness		Kuripan	-	-
		Tabunganen	-	-	-
		Tamban	8	4	12
		Mekar Sari	5	3	8
		Anjir Pasar	12	15	27
		Anjir Muara	4	4	8
		Alalak	-	-	-
		Jejangkit	-	-	-
		Mandastana	-	-	-
		Belawang	2	2	4
		Wanaraya	14	16	30
		Rantau Badauh	2	4	6
		Cerbon	-	-	-
		Barambai	23	44	67
		Bakumpai	-	-	-

	Marabahan	-	-	-
	Tabukan	-	-	-
	Kuripan	-	-	-
3. Pink disease	Tabunganen	-	-	-
	Tamban	-	-	-
	Mekar Sari	-	-	-
	Anjir Pasar	-	-	-
	Anjir Muara	-	-	-
	Alalak	-	-	-
	Jejangkit	-	-	-
	Mandastana	-	-	-
	Belawang	-	-	-
	Wanaraya	18	10	28
	Rantau Badauh	-	-	-
	Cerbon	-	-	-
	Barambai	8	8	16
	Bakumpai	-	-	-
	Marabahan	10	7	17
	Tabukan	-	-	-
	Kuripan	-	-	-

In the data in Table 3, the diseases recorded in Barito Kuala district are White Root Fungus (JAP), Dry tapping Groove, and pink disease. Leaf fall disease has not been reported

Disease Incidence

The results of observations of the incidence of rubber leaf fall disease showed that rubber leaf fall disease was present in all the fields observed with a disease incidence rate of 100%. All plants observed were attacked by leaf fall disease. This detected leaf spots on all the plants observed. The condition of these spots varies, some are round in shape with clear boundaries between the diseased and healthy parts. This is found on various ages of leaves, both old and young leaves. On older leaves the spots are gray, while on older leaves the spots are light brown to dark brown. If the symptoms are severe, the leaves turn yellow and eventually fall (Figure 2). This symptom is found in all villages in each sub-district that grow rubber.



Figure 2. Symptoms of circle leaf fall disease in Barito Kuala Regency.

All rubber planting locations are almost close together and are around the Barito river. Rubber plants are not found in the entire Barito Kuala district. Rubber plantations are found in Wanaraya, Barambai, Marabahan, and Anjir Pasar District. Rubber plantations are generally not planted in large areas. The spread of rubber leaf fall disease is spread evenly throughout the sub-district.

Table 4. Incidence of rubber leaf fall disease in Barito Kuala Regency

No.	Sub District	Village	% disease incidence					average
			Lok. 1	Lok. 2	Lok. 3	Lok.4	Lok.5	
1	Wanaraya	Roham Raya	100%	100%	100%	100%	100%	100%
2		Kolam Makmur	100%	100%	100%	100%	100%	100%
3		Kolam kiri	100%	100%	100%	100%	100%	100%
4	Barambai	Barambai	100%	100%	100%	100%	100%	100%
5		Kolam kiri dalam	100%	100%	100%	100%	100%	100%
6		Kolam kanan	100%	100%	100%	100%	100%	100%
7	Marabahan	Antaraya	100%	100%	100%	100%	100%	100%
8		Sido makmur	100%	100%	100%	100%	100%	100%
9		Karya Maju	100%	100%	100%	100%	100%	100%
10	Anjir Pasar	Gandaria	100%	100%	100%	100%	100%	100%
11		Mentaren	100%	100%	100%	100%	100%	100%
12		Danau Karya	100%	100%	100%	100%	100%	100%
Average			100%	100%	100%	100%	100%	100%

The data in Table 5 shows that leaf fall disease has spread in Barito Kuala Regency. All rubber plants show leaf spots which are the initial symptoms, over time the leaves will turn yellow and the leaves will fall.

Table 5. Severity of leaf fall disease in Barito Kuala district

No.	Sub District	Village	Disease Severity
1		Roham Raya	67%
2	Wanaraya	Kolam Makmur	75%
3		Kolam kiri	72%
Avarage			71%
4		Barambai	51%
5	Barambai	Kolam kiri dalam	82%
6		Kolam kanan	76%
Avarage			70%
7		Antaraya	70%
8	Marabahan	Sido makmur	61%
9		Karya Maju	67%
Avarage			66%
10		Gandaria	48%
11	Anjir Pasar	Mentaren	53%
12		Danau Karya	55%
Avarage			52%
Total Average			65%

The severity of leaf fall disease in the tidal swamplands of Barito Kuala Regency is quite severe on average, namely 65%. The severity at each location varied from 48% in Gandaria village, in Anjir Pasar District to 82% in Kolam Kiri Dalam village, in Barambai District. In Barambai subdistrict the average disease severity is 70%, in Wanaraya subdistrict it is also almost the same, namely 71%. In Marabahan sub-district it is lower, namely 66%. The lowest sub-district is Anjir Pasar sub-district, which is only 52%. (Table 5). The location and distribution of the disease is shown on the map of the distribution of leaf fall disease in Barito Kuala Regency (Figure 3.) In Figure 3, shown the distribution of rubber plantation locations in Marabahan, Barambai and Wanaraya sub-districts which are located in adjacent areas. Meanwhile, the Anjir Pasar sub-district with three sub-districts is separated by a river and is quite far away. Interviews with farmers obtained information that generally smallholder rubber farmers do not know which clones are being planted. Therefore, the development of swamp land is very strategic and important. The development of rubber plants is directed towards swamp land. Swamp land in South Kalimantan is in the form of tidal swamp land and lowland swamp land. Barito Kuala Regency, which the Barito River passes through, is tidal swamp land. Rubber plantations on tidal land will generally be flooded when high tides occur. In

these conditions, plants can grow well because rubber plants have good adaptability to the environment.

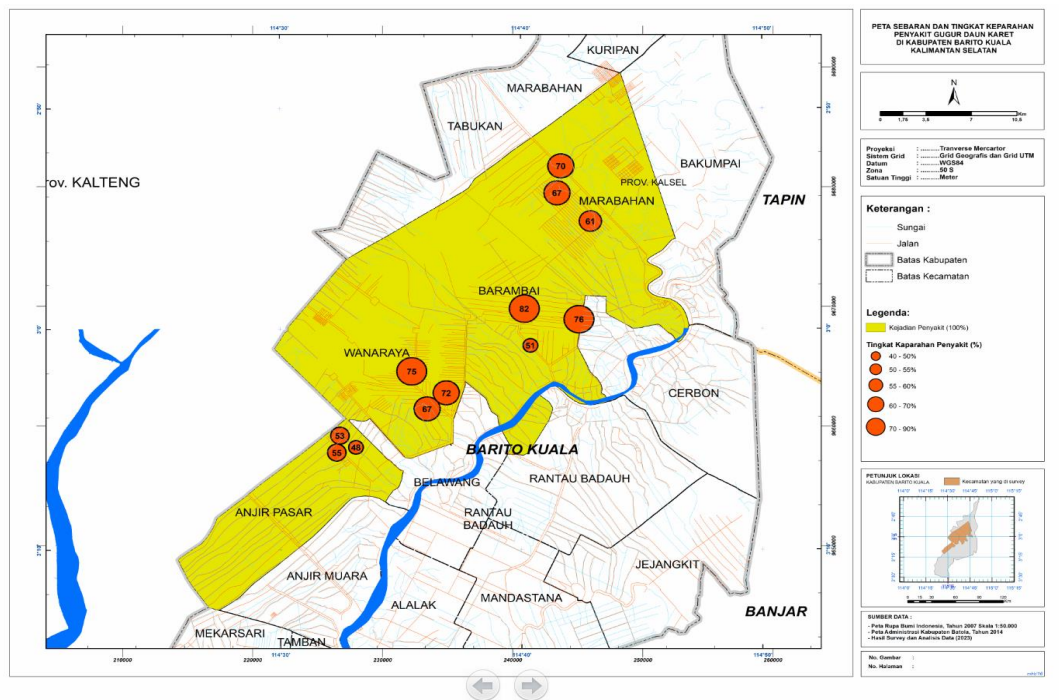


Figure 3. Distribution of Rubber Leaf Fall Disease in the Swamplands of Barito Kuala Regency

. During the dry season, rubber plants will shed their leaves. According to Ardika *et al.* (2011), rubber plants will shed their leaves if the water supply is reduced. This happens because rubber plants are plants that are able to adapt well to environmental conditions, both physical and climatic conditions. Rainfall is one of the factors that determines latex production. Suitable rainfall for the growth of rubber plants is around 2000 mm/year or more with even distribution in the same year without a dry season. The presence of rainwater affects groundwater which in turn affects latex production. Water plays a major role in plant metabolic processes, so that a decrease in soil water content results in reduced flow and latex production. The phenomenon of rubber leaf fall in the region south of the equator has a close relationship with plant water consumption. The GT 1 clone consumes more water because its roots are more numerous and extensive so water consumption also increases. This causes the GT clone to be more drought resistant.

Under normal conditions, leaf fall can occur once or twice a year, especially during the dry season. After that the leaves will form again and return to normal. However, disease attacks cause rubber plants to drop their leaves outside of the season. Rubber plants that are attacked by leaf fall disease are easy to recognize, namely the affected leaves initially have leaf spot symptoms. Further symptoms are yellowing and falling leaves. The results mixed method research which included both

quantitative and qualitative data collection show that even though there are puddles on rubber plantation land which shows that the land does not lack water, rubber plants also shed their leaves 4 to 5 times a year. When a disease attacks, fallen leaves can sprout again, but after they are formed new leaves will fall again. This happens both on leaves that are still sepia brown as well as leaves that are starting to turn green and dark green. Affected leaves will initially develop necrosis and become spots. With further attacks, the leaves start to turn yellow and fall.

This leaf fall disease is caused by fungi, including *Pestalotiopsis* sp, *Oidium* heveae, (Kusdiana, *et al*, 2020). *Colletotrichum gloeosporioides* (Kusdiana *et al.*, 2018; Cao *et al.*, 2019), *Corynespora cassicola* (Nurhayati & Situmorang, 2008), *Fusicoccum* sp. (Yosephine *et al.*, 2020). Based on the symptoms detected, all of these pathogens were found in all observed smallholder rubber plantation locations. All of these pathogens spread through the air, especially in dry conditions, but disease occurs more often in humid conditions. Humid conditions are closely related to periods of dew and wet leaves necessary for spore germination. Airborne spores reach quite long distances. Passive dispersal of spores generally occurs with the help of wind. Windy rain is very suitable for the spread of disease because rain creates moist conditions which are very necessary for the spores to germinate. The germinated spores form a germ tube, appressorium, and penetrate into the leaf tissue. The next pathogenesis process is the formation of symptoms. Symptomatic leaves cause leaf fall. There is a strong correlation between an increase in the attacks of *Pestalotiopsis* leaf fall and a decrease in latex production (Alchemi and Jamin, 2022). The results of research by Damiri *et al.*, 2022 showed that in rubber plants attacked by leaf fall disease the reduction in production ranged from 20% in the RRIC 100 clone to 50% in the GT-1 clone. The results of interviews with farmers in Rokam Raya village, Wanaraya subdistrict, latex production decreased by 60%, and the presence of leaf fall disease made some planters replace their crops with oil palm.

In 2019, the area of attack of this disease in Indonesia reached 382,000 hectares in the regions of North Sumatra, West Sumatra, Riau, Jambi, South Sumatra, Bangka Belitung, Bengkulu, Lampung, West Java, Central Java, South Kalimantan, West Kalimantan and Central Sulawesi (Central Rubber Research, 2023). The cause of leaf fall disease which spreads through the air occurs in all locations in Barito Kuala Regency. For diseases that spread through the air, the inoculum that reaches the leaf surface is the primary inoculum and this will be supplemented with secondary inoculum that comes next so that the rate of disease development will be higher. The high rate of development of this disease will make it difficult to control. According to Filho *et al.* (2016) control by reducing the initial inoculum only delays the epidemic if the amount of inoculum cannot be reduced to the lowest level. So in integrated disease control it is necessary to provide complete protection by combining various control techniques. The severity of rubber leaf fall disease in Barito

Kuala district ranges from 48% in Gandaria village, Anjir Pasar subdistrict, to 82% in Kolam Kiri Dalam village, Barambai subdistrict. The severity of the disease is determined by host, pathogen and environmental factors. The severity of the disease depends on the rubber clone as the host. The results of research by Damiri *et al.*, (2022) show that the rubber clones PB 260 and PB 340 were attacked quite badly by leaf fall disease, namely 61.47% and 67.39% respectively, but at the same time and location RRIC 100 and IRR 112 were only attacked light, 12.61% and 19.39% respectively. The influencing environmental factor is rainfall. Rainfall patterns and rainy days influence plant canopy growth and the development of *Corynespora* leaf fall disease (Nurhayati & Situmorang, 2008). Availability of nutrients is an environmental factor that can influence disease severity. The element potassium is closely related to the severity of this rubber leaf fall disease. The addition of potassium will reduce the incidence of the disease. On the other hand, nitrogen has a negative correlation, so adding nitrogen will worsen disease attacks (Kusdiana *et al.*, 2021).

CONCLUSION

The results of the research show that Rubber leaf fall disease has spread in four rubber plantation sub-districts. All sub-districts surveyed were 100% affected by rubber leaf fall disease. The severity of leaf fall disease in the tidal swamplands of Barito Kuala Regency is quite severe on average, namely 65%. The severity at each location varied from 48% in Gandaria village, Anjir Pasar District to 82% in Kolam Kiri Dalam village, Barambai District. In Barambai subdistrict the average disease severity is 70%, in Wanaraya subdistrict it is also almost the same, namely 71%. In Marabahan sub-district it is lower, namely 66%. The lowest sub-district is Anjir Pasar sub-district, which is only 52%.

ACKNOWLEDGEMENT

The authors are grateful to Lambung Mangkurat University for the financial support under the Dosen Wajib Meneliti 2023 Program to embark on this research.

REFERENCES

Alchemi, P. J. K., & Jamin, S. (2022). Impact of pestalotiopsis leaffall disease on leaf area index and rubber plant production. *IOP Conference Series: Earth and Environmental Science*. 995: 012030. <https://iopscience.iop.org/article/10.1088/1755-1315/995/1/012030>.

- Ardika, R., Cahyo, A.N., Wijaya, D. T., Sembawa, B. P. & Karet, P.P. (2011). Dinamika Gugur Daun Dan Produksi Berbagai Klon Karet Kaitannya Dengan Kandungan Air Tanah. Winterring and Yield Dynamics on Various Rubber Clones and Their Relationship to Soil Water Content. *Indonesian J. Nat. Rubb. Res.* 29 (2): 102 – 109.
- Cao X., X. Xu . H. Che., J.S. West . and D.Luo. (2019). Three *Colletotrichum* Species, Including a New Species, are Associated to Leaf Anthracnose of Rubber Tree in Hainan, China. *Plant Disease.* 103 (1): 117-124.
- Damiri, H., Y. Pratama, T.R., Febbiyanti , S. E. Rahim, D.T. Astuti, Y. Purwanti. (2022). *Pestalotiopsis* sp. infection causes leaf fall disease of new arrivals in several clones of rubber plants. *Biodiversitas.* 23(8): 3943-3949.
- Dinas Perkebunan Kalimantan Selatan. (2022). *Data Luas Perkebunan Karet di Kalimantan Selatan.* Retrieved February 8, 2023 from dirjenbun.pertanian.go.id/dataset/data/1292.
- Direktorat Jenderal Perkebunan. 2021. Statistik Perkebunan Unggulan Nasional 2019-2021. Direktorat Jenderal Perkebunan Kementerian Pertanian Republik Indonesia
- Febbiyanti, T. R., & Tistama, R. (2021). Kondisi Fisiologis dan Produksi Tanaman karet yang Terserang *Pestalotiopsis* Dengan Pemberian Pupuk dan Aplikasi Fungisida. *Jurnal Penelitian Karet.* 39(2): 125 - 136.
- Filho, A. B., Inoue-Nagata, A. K., Bassanezi, R. B., Belasque, J., Amorim, L., Macedo, M. A., & Savary, S. (2016). The Importance Of Primary Inoculum And Area-Wide Disease Management To Crop Health And Food Security. *Food Security.* 8, 221-238.
- Kusdiana, A. P. J., Syafaah, A., Ismawanto, S., & KM, J. R. P. P. B. (2018). Resistensi Tanaman Karet Klon Irr Seri 300 Terhadap Penyakit Gugur Daun *Colletotrichum* di Sumatera Selatan. *Jurnal Penelitian Karet.* 36(2): 147-156.
- Kusdiana, A.P.J., Sinaga M.S., & Tondok E.T. 2020. Diagnosis Of Causal Agent Of New Rubber Leaf Fall Disease (*Hevae brasiliensis* Muel. Arg). *Jurnal Penelitian Karet.* 38(2): 165-178.
- Kusdiana, A. P. J. Sinaga MS, Tondok ET. 2021. Pengaruh Klon Karet Terhadap Epidemii Penyakit Gugur Daun *Pestalotiopsis*. *Warta Perkaretan.* 40(1): 41-52.
- Nurhayati & Situmorang, A (2008). Pengaruh Pola Hari Hujan terhadap Perkembangan Penyakit Gugur Daun *Corynespora* pada Tanaman Karet Menghasilkan. *Jurnal Hama dan Penyakit Tumbuhan Tropika.* 8(1), 63-70.
- Pusat Penelitian Karet. (2023) Penyakit Gugur Daun *Pestalotiopsis* (PGDP). <https://www.puslitkaret.co.id/publikasi/rubber-notes/penyakit-gugur-daun-pestalotiopsis-pgdp/>
- Yosephine, I. O., Guntoro, G., Tistama, R., Adinugroho, P., & Dalimunthe, C. (2020). Penggunaan Mineral Kalium dan Silikon untuk Menekan Serangan Penyakit Gugur Daun Pada Tanaman Karet (*Hevea brasiliensis* L.). *AGRIUM: Jurnal Ilmu Pertanian.* 22(3): 172-177.



A publication of College of Natural and Applied Sciences, Fountain University, Osogbo, Nigeria.

Journal homepage: www.fountainjournals.com

ISSN: 2354-337X(Online),2350-1863(Print)

Distribution of Rubber Leaf Fall Disease in the Swamp Lands of Barito Kuala District

Mariana, M., *Pramudi, M. I., Rifai, M.

Department of Plant Protection, Lambung Mangkurat University, Banjarmasin, Indonesia

Abstract

Swamp land is a rubber development area in South Kalimantan, and rubber plants are a leading commodity in South Kalimantan, second after palm oil plants. Starting in 2019, the rubber industry in Indonesia experienced an outbreak of leaf fall disease. This disease causes a decrease in latex production of up to 50%; even in advanced conditions, infected plants will rot and die without treatment. This research aimed to study the distribution of rubber leaf fall disease in the swamplands of Barito Kuala district. A disease incidence and severity survey was carried out using a stratified random sampling method. It was observed that eight sub-districts in Barito Kuala district and Banjar district had swamp land that planted rubber. At four locations/villages in each sub-district, sample plants were taken, and it was determined that there were 25 plants diagonally. Disease incidence and severity parameters followed the International Rubber Research Development Board. The research revealed that rubber leaf fall disease has spread in four rubber-plantation sub-districts. All sub-districts surveyed were 100% affected by rubber leaf fall disease. The rubber leaf fall attack in the studied district is quite severe, with an average disease severity of 67%.

Keywords: Distribution, Leaf fall disease, Rubber, Swamp land

Introduction

One of Indonesia's renewable natural resources is rubber. Rubber (*Hevea brasiliensis* Muell. Arg) is an important plantation commodity for Indonesia because it significantly contributes to the local and national economy and is a source of income for millions of farmers. Rubber plants are Indonesia's largest foreign exchange contributor. Indonesia is the second-highest rubber-producing country in the world after Thailand. In 2021, Latex production was 3,121, 474 and 166,125 tons in Indonesia and South Kalimantan, respectively (Directorate General of Plantations, 2021). Based on data from the South Kalimantan Plantation Service (2021),

rubber plants are the leading commodity in South Kalimantan, ranking second after oil palm plants. Three years ago, the area of rubber plantations in South Kalimantan in 2021 reached 271,969 ha spread across several districts, including Tabalong District (69,543 ha), Banjar (40,202 ha), Balangan (37,901 ha), Hulu Sungai Tengah (26,064 ha), Tanah Bumbu (24,508 ha), Tanah Laut (21,256 ha) and in several other districts in small areas.

The rubber industry in Indonesia experienced leaf fall disease which has since being an annual

* Corresponding Author:

Email address: muhhammadindarpramudi@ulm.ac.id

phenomenon. This disease could reduce rubber production by half and in severe cases, without treatment, resulting in rot and, eventually, death of the plants (Damiri *et al.*, 2022). Initially, planters often ignored this disease because rubber trees also experience leaf fall when water requirements decrease, such as during the dry season. According to Ardika *et al.* (2011), when leaves fall, the leaf area index decreases, and plant water consumption also decreases. This also causes latex production to decrease because the leaf area index is positively correlated with plant production. However, in rubber that is attacked by disease, fallen leaves do not grow new leaves anymore, and even in heavy attacks, the canopy wilts, and the plant dies (Shufen *et al.*, 1999).

Starting in 2021, leaf fall disease began to be detected attacking rubber plantations in South Kalimantan. In Tabalong district 316 ha, Hulu Sungai Utara 151 ha, Kotabaru 30 ha, and Tanah Bumbu 127 ha South Kalimantan Plantation Service (2021). However, there have been no reports of leaf fall attacks in the Baritokuala and Banjar districts (South Kalimantan Province Plantation and Livestock Service). To support the management of leaf fall disease, initial information is needed regarding the existence and spread of the disease.

Pathogens that cause rubber leaf fall disease include the fungi *Colletotrichum gloeosporioides*, *Oidium heveae*, *Corynespora cassiicola*, and *Pestalotiopsis* sp (Dalimunthe, 2015). Symptoms of leaf fall differ among causative organisms; thus, aside from visible morphological features, other diagnostic identification is required. For instance, *Fusicoccum* sp, *Corynespora cassiicola* dan *Pestalotiopsis* sp. Both exhibit the same attack symptoms, such as the appearance of brownish edges and concentric areas with conidia on the upper surface of the leaves (Junaidi *et al.*, 2018; Simbolon *et al.*, 2022). However, they differ, characterised by blight symptoms that change from light to dark brown.

The aim of this research was to study the presence/incidence, disease severity, distribution, and identification of the cause of leaf fall disease in

swamp lands and small-holder rubber plantation centres in South Kalimantan.

Material and Methods

This study is divided into a quantitative and qualitative survey of leaf fall disease to determine its presence and distribution and identify its causes in swamp lands and smallholder rubber plantations.

The Stratified Random Sampling method was used for the survey. This method divides the population into strata, selects random samples from each stratum, and combines them to estimate population parameters.

Survey of Disease Distribution

The rubber plant population in swamp land is divided into the rubber plant population in tidal swamp land and lowland swamp land. Surveys in Lebak swamp land were carried out on rubber plantations in Banjar district (3.40813134°S 114.84854166°E). A survey of tidal swamp land was carried out at a rubber plantation in Barito Kuala district (2.98114305°S 114.76677877°E). In each district, four sub-districts were selected whose rubber plants were located in swamp land with a minimum planting area of 1 ha. At each location, four villages were taken and then each village determined the planting location that would be used as a sample. Sampling was carried out diagonally so that five locations were taken as samples. At each sample location, 25 plants were observed. From each location, a sample was selected randomly, as much as 5% of the population plants per ha (approximately 25 trees sample). The number of rubber trees observed was $25 \times 5 \times 4 \times 4 \times 2 = 4000$ plants.

Observation

The parameters observed were disease incidence and disease intensity/severity. Disease incidence is calculated using the formula:

$$\text{Disease Incidence} = \frac{\text{total number infected plants unit}}{\text{total number of plants assessed}} \times 100\%$$

The disease rating scale was utilised to calculate the disease severity index (DI) per

orchard using the formula $DI (\%) = \frac{[\sum(vf)]}{(ND)} \times 100$ (McKinney, 1923), where v = leaf fall severity score, f = frequency of trees with a given rating, N = total number of trees assessed in the orchard, and D is the highest disease severity score (Chaudhary *et al.*, 2020)

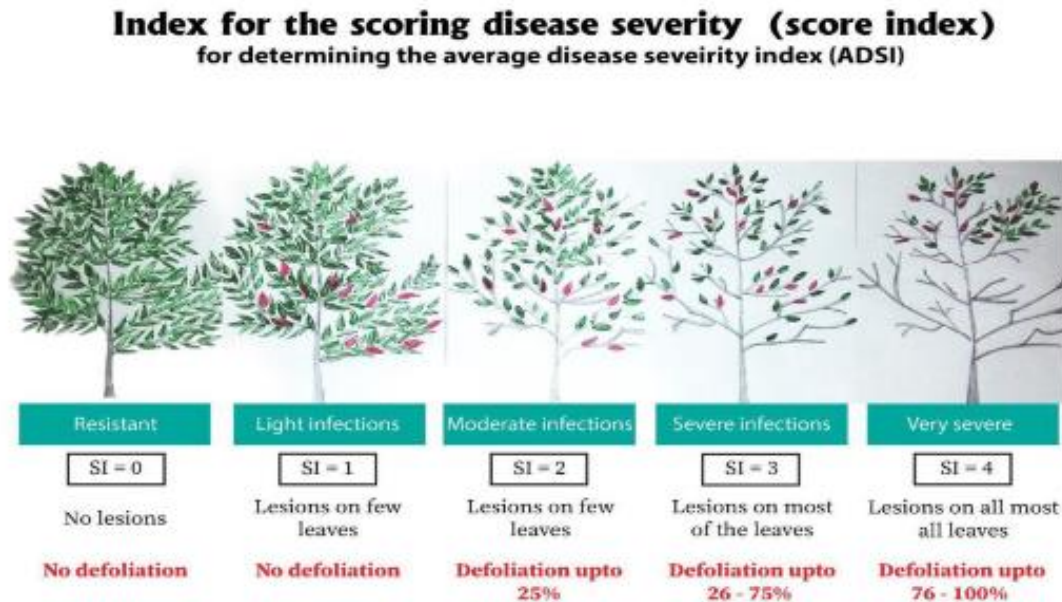


Figure 1. Scoring of observations of canopy density due to leaf fall disease in rubber plants (IRRDB, 2019, Febbiyanti & Tistama 2021)

Results

Based on 2021 data from the South Kalimantan Province Plantation and Livestock Service, the area of rubber plantations in South Kalimantan is 271,969 ha, with immature plants (TBM), covering 52,979 ha, mature plants (TM) 203,774 ha, and old plants/damaged plants (TM/TR) covering an area of 15,216 ha. In the Regency/City, the most rubber plantations are in Tabalong Regency, covering an area of 69,543 ha, and the fewest in Banjarbaru City, covering an area of 1,121 ha, while in Barito Kuala Regency is 4,189 ha. For South Kalimantan province, rubber production in 2021 will be 212,956 tons with a production of 1,045 Kg/ha. Then, Barito Kuala Regency, in 2021, reached 1,655 tons with a production of 874 Kg/ha (Disbun, 2022). Based on the description of the area of rubber planting land, the following is data on the area of planting in South Kalimantan (Table 1).

Rubber plant diseases in South Kalimantan

Generally, diseased plants show specific symptoms. Symptoms are changes shown by a plant as a result of disease. Often, certain diseases do not only cause one symptom but also cause a syndrome. Additionally, several different diseases have similar symptoms, making it difficult to diagnose definitively just by looking at the symptoms. Various plant pest organisms of rubber plants in South Kalimantan are recorded by the South Kalimantan provincial plantation service, including white root rot disease, tapping panel dryness, Mouldy Rot, and leaf spot. For leaf fall in South Kalimantan, it has started to become infected. There are several districts where the leaf fall disease, *Pestalotiopsis* sp., has been recorded, namely in the districts of Tabalong, Hulu Sungai Utara, Tanah Bumbu, and Kotabaru. Meanwhile, diseases in rubber plants recorded at the Barito Kuala Regency plantation service include white

root fungus, tapping panel dryness, and pink disease.

Based on data from the Plantation and Livestock Service of South Kalimantan Province in 2022 (Table 2), the following is data on pests that attack rubber plants in South Kalimantan Province:

Based on data from the District Plantation and Livestock Service (Table 3), the following is data on pests that attack rubber plants in Barito Kuala Regency. In the data in Table 3, the diseases recorded in the Barito Kuala district are White Root Fungus (JAP), Dry Tapping Groove, and Pink disease. Leaf fall disease has not been reported.

Disease Incidence

The results of observations of the incidence of rubber leaf fall disease showed that rubber leaf fall disease was present in all the fields observed with a disease incidence rate of 100%. All plants observed were attacked by leaf fall disease. This detected leaf spots on all the plants observed. The condition of

these spots varies; some are round in shape with clear boundaries between the diseased and healthy parts. This is found on various leaves of various ages, both old and young. On older leaves, the spots are grey, while on older leaves, the spots are light brown to dark brown. If the symptoms are severe, the leaves turn yellow and eventually fall (Figure 2). This symptom is found in all villages in each sub-district that grow rubber.

All rubber planting locations are almost close together and are around the Barito River. Rubber plants are not found in the entire Barito Kuala district. Rubber plantations are found in Wanaraya, Barambai, Marabahan, and Anjir Pasar District. Rubber plantations are generally not planted in large areas. The spread of rubber leaf fall disease is spread evenly throughout the sub-district (Table 4).

The data in Table 5 shows that leaf fall disease has spread in Barito Kuala Regency. All rubber plants show leaf spots, which are the initial symptoms; over time, the leaves will turn yellow, and the leaves will fall

Table 1. Rubber Plantation Production Data for South Kalimantan Province

No	Regency/ City	Area (Ha)			Total	Production	
		Immature plants	Plants produce	Unproductive plants		Ton	Kg/Ha
1	Tabalong	11990	52607	4946	69543	62672	1191
2	Balangan	7379	28926	1596	37901	32544	1125
3	Hulu Sungai Utara	443	401	334	1178	402	1002
4	Hulu Sungai Tengah	8100	16979	985	26064	20127	1185
5	Hulu Sungai Selatan	4406	10241	640	15287	12151	1187
6	Tapin	2734	13606	2836	19176	8679	638
7	Tanah Laut	4024	16844	388	21256	13222	785
8	Kotabaru	3146	8023	374	11543	6637	827
9	Tanah Bumbu	949	22208	1351	24508	25183	1134
10	Banjar	7808	30808	1587	40203	28105	912
11	Barito Kuala	1629	2397	163	4189	2327	971
12	Banjarbaru	371	734	16	1121	907	1236
13	Banjarmasin	0	0	0	0	0	0
Total		52979	203774	15216	271969	212956	1045

:

Table 2. Diseases in Rubber Plantations in South Kalimantan Province

No	Regency/City	Disease
1.	Tabalong	white root rot disease, tapping panel dryness, pink disease, <i>Mouldy Rot</i> and <i>Pestalotiopsis</i> leaf fall disease
2.	Balangan	white root rot disease, tapping panel dryness, and pink disease
3.	Hulu Sungai Utara	white root rot disease, tapping panel dryness, and <i>Pestalotiopsis</i> leaf fall disease
4.	Hulu Sungai Tengah	white root rot disease, tapping panel dryness, and pink disease.
5.	Hulu Sungai Selatan	white root rot disease and tapping panel dryness
6.	Tapin	white root rot disease dan tapping panel dryness
7.	Tanah Laut	white root rot disease dan <i>Mouldy Rot</i>
8.	Kotabaru	white root rot disease, tapping panel dryness, and <i>Pestalotiopsis</i> leaf fall disease.
9.	Tanah Bumbu	white root rot disease, tapping panel dryness, Bark necrosis, and <i>Pestalotiopsis</i> leaf fall disease.
10.	Banjar	white root rot disease, tapping panel dryness, and pink disease
11.	Barito Kuala	white root rot disease, tapping panel dryness, and pink disease
12.	Banjarbaru	white root rot disease, tapping panel dryness, Bark necrosis, and pink disease
13.	Banjarmasin	None

(Disbun, 2022),

Table 3. Rubber Planting Plant Pest Organisms (PPO) Data in Barito Kuala Regency

No.	Plant Pest Organisms (PPO)	Subdistrict	Extent of attack (Ha)				
			light	heavy	Amount		
1.	White root rot disease	Tabunganen	1	-	1		
		Tamban	7	4	11		
		Mekar Sari	2	-	2		
		Anjir Pasar	-	-	-		
		Anjir Muara	1	1	2		
		Alalak	-	-	-		
		Jejangkit	-	-	-		
		Mandastana	-	-	-		
		Belawang	2	-	2		
		Wanaraya	17	13	30		
		Rantau Badauh	1	-	1		
		Cerbon	1	-	1		
		Barambai	15	14	29		
		Bakumpai	-	-	-		
		Marabahan	19	8	27		
		Tabukan	3	-	3		
		Kuripan	-	-	-		
		2.	Tapping panel dryness	Tabunganen	-	-	-
				Tamban	8	4	12
Mekar Sari	5			3	8		
Anjir Pasar	12			15	27		
Anjir Muara	4			4	8		
Alalak	-			-	-		
Jejangkit	-			-	-		
Mandastana	-			-	-		
Belawang	2			2	4		
Wanaraya	14			16	30		
Rantau Badauh	2			4	6		
Cerbon	-			-	-		
Barambai	23			44	67		
Bakumpai	-			-	-		
Marabahan	-			-	-		
Tabukan	-			-	-		
Kuripan	-			-	-		
3.	Pink disease			Tabunganen	-	-	-
				Tamban	-	-	-
		Mekar Sari	-	-	-		
		Anjir Pasar	-	-	-		
		Anjir Muara	-	-	-		
		Alalak	-	-	-		
		Jejangkit	-	-	-		

Mandastana	-	-	-
Belawang	-	-	-
Wanaraya	18	10	28
Rantau Badauh	-	-	-
Cerbon	-	-	-
Barambai	8	8	16
Bakumpai	-	-	-
Marabahan	10	7	17
Tabukan	-	-	-
Kuripan	-	-	-



Figure 2. Symptoms of circle leaf fall disease in Barito Kuala Regency.

Table 4. Incidence of rubber leaf fall disease in Barito Kuala Regency

No.	Sub District	Village	% disease incidence					avarage
			Lok. 1	Lok. 2	Lok. 3	Lok.4	Lok.5	
1		Roham Raya	100%	100%	100%	100%	100%	100%
2	Wanaraya	Kolam Makmur	100%	100%	100%	100%	100%	100%
3		Kolam kiri	100%	100%	100%	100%	100%	100%
4		Barambai	100%	100%	100%	100%	100%	100%
5	Barambai	Kolam kiri dalam	100%	100%	100%	100%	100%	100%
6		Kolam kanan	100%	100%	100%	100%	100%	100%
7		Antaraya	100%	100%	100%	100%	100%	100%
8	Marabahan	Sido makmur	100%	100%	100%	100%	100%	100%
9		Karya Maju	100%	100%	100%	100%	100%	100%
10		Gandaria	100%	100%	100%	100%	100%	100%
11	Anjir Pasar	Mentaren	100%	100%	100%	100%	100%	100%
12		Danau Karya	100%	100%	100%	100%	100%	100%
		Average	100%	100%	100%	100%	100%	100%

Table 5. Severity of leaf fall disease in Barito Kuala district

No.	Sub District	Village	Disease Severity
1		Roham Raya	67%
2	Wanaraya	Kolam Makmur	75%
3		Kolam kiri	72%
		Avarage	71%
4		Barambai	51%
5	Barambai	Kolam kiri dalam	82%
6		Kolam kanan	76%
		Avarage	70%
7		Antaraya	70%
8	Marabahan	Sido makmur	61%
9		Karya Maju	67%
		Avarage	66%
10		Gandaria	48%
11	Anjir Pasar	Mentaren	53%
12		Danau Karya	55%
		Avarage	52%
Total Average			65%

The severity of leaf fall disease in the tidal swamplands of Barito Kuala Regency is quite severe on average, namely 65%. The severity at each location varied from 48% in Gandaria village in Anjir Pasar District to 82% in Kolam Kiri Dalam village in Barambai District. In the Barambai subdistrict, the average disease severity is 70%; in the Wanaraya subdistrict, it is also almost the same, namely 71%. In the Marabahan sub-district, it is lower, namely 66%. The lowest sub-district is the

Anjir Pasar sub-district, which is only 52%. (Table 5). The location and distribution of the disease is shown on the map of the distribution of leaf fall disease in Barito Kuala Regency (Figure 3.) Figure 3 shows the distribution of rubber plantation locations in the Marabahan, Barambai and Wanaraya sub-districts, which are located in adjacent areas. Meanwhile, the Anjir Pasar sub-district, with three sub-districts, is separated by a river and is quite far away. Interviews with farmers obtained information that, generally, smallholder rubber farmers do not know which clones are being planted. Therefore, the development of swamp land is very strategic and important. The development of rubber plants is directed towards swamp land. Swamp land in South Kalimantan is made up of tidal swampland and lowland swampland. Barito Kuala Regency, which the Barito River passes through, is tidal swamp land. Rubber plantations on tidal land will generally be flooded when high tides occur. In these conditions, plants can grow well because rubber plants are adaptable to the environment.

During the dry season, rubber plants will shed their leaves. According to Ardika *et al.* (2011), rubber plants will shed their leaves if the water supply is reduced. This happens because rubber plants are plants that are able to adapt well to environmental conditions, both physical and climatic conditions. Rainfall is one of the factors that determines latex production. Suitable rainfall for the growth of rubber plants is around 2000 mm/year or more, with even distribution in the same year without a dry season. The presence of rainwater affects groundwater, which in turn affects latex production. Water plays a major role in plant metabolic processes, so a decrease in soil water content results in reduced flow and latex production. The phenomenon of rubber leaf fall in the region south of the equator has a close relationship with plant water consumption. The GT 1 clone consumes more water because its roots are more numerous and extensive, so water consumption also increases. This causes the GT clone to be more drought-resistant.

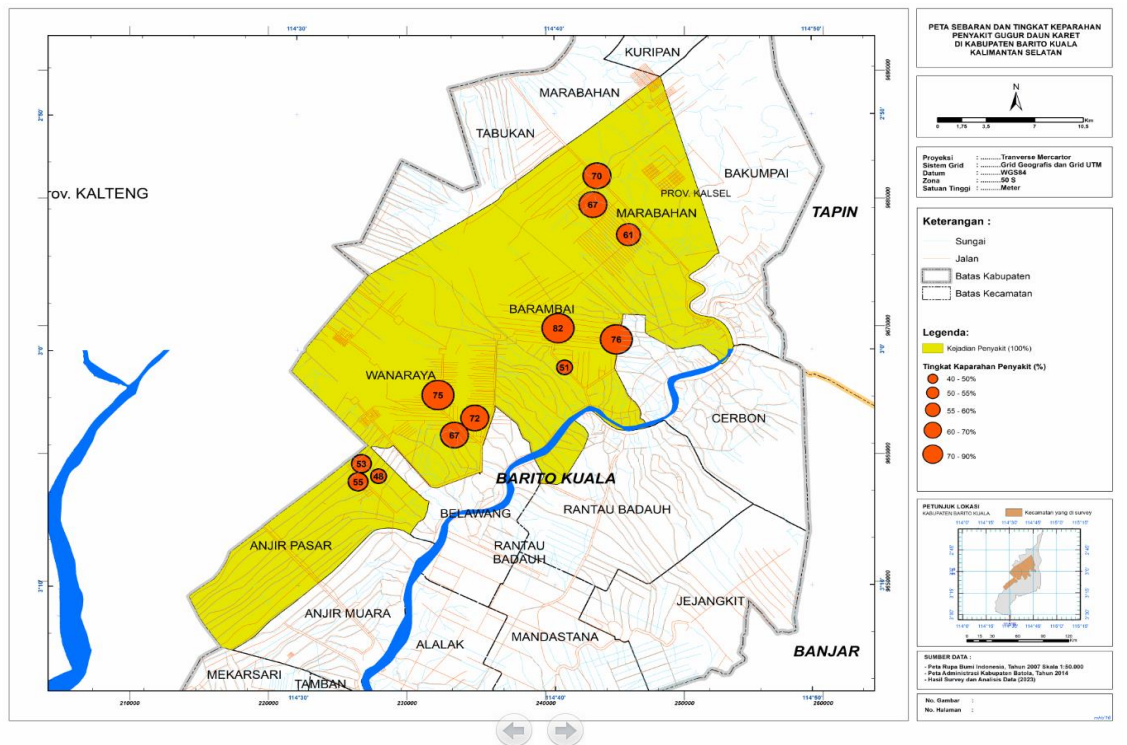


Figure 3. Distribution of Rubber Leaf Fall Disease in the Swamplands of Barito Kuala Regency

Under normal conditions, leaf fall can occur once or twice a year, especially during the dry season. After that, the leaves will form again and return to normal. However, disease attacks cause rubber plants to drop their leaves outside of the season. Rubber plants that are attacked by leaf fall disease are easy to recognize; namely, the affected leaves initially have leaf spot symptoms. Further symptoms are yellowing and falling leaves. The results of mixed method research, which included both quantitative and qualitative data collection, show that even though there are puddles on rubber plantation land, which shows that the land does not lack water, rubber plants also shed their leaves 4 to 5 times a year. When a disease attacks, fallen leaves can sprout again, but after they are formed, new leaves will fall again. This happens both on leaves that are still sepia brown as well as leaves that are starting to turn green and dark green. Affected leaves will initially develop necrosis and become spots. With further attacks, the leaves start to turn yellow and fall.

This leaf fall disease is caused by fungi, including *Pestalotiopsis* sp, *Oidium heveae*, (Kusdiana, et al, 2020). *Colletotrichum*

gloeosporioides (Kusdiana et al., 2018; Cao et al., 2019), *Corynespora cassiicola* (Nurhayati & Situmorang, 2008), *Fusicoccum* sp. (Yosephine et al., 2020). Based on the symptoms detected, all of these pathogens were found in all observed smallholder rubber plantation locations. All of these pathogens spread through the air, especially in dry conditions, but disease occurs more often in humid conditions. Humid conditions are closely related to periods of dew and wet leaves necessary for spore germination. Airborne spores reach quite long distances. Passive dispersal of spores generally occurs with the help of wind. Windy rain is very suitable for spreading disease because it creates moist conditions necessary for the spores to germinate. The germinated spores form a germ tube, appressorium, and penetrate into the leaf tissue. The next pathogenesis process is the formation of symptoms. Symptomatic leaves cause leaf fall. There is a strong correlation between an increase in the attacks of *Pestalotiopsis* leaf fall and a decrease in latex production (Alchemi & Jamin, 2022). The results of research by Damiri et al., 2022 showed that in rubber plants attacked by leaf fall disease, the reduction in production ranged from

20% in the RRIC 100 clone to 50% in the GT-1 clone. The results of interviews with farmers in Rokam Raya village, Wanaraya subdistrict, latex production decreased by 60%, and the presence of leaf fall disease made some planters replace their crops with oil palm.

In 2019, the area of attack of this disease in Indonesia reached 382,000 hectares in the regions of North Sumatra, West Sumatra, Riau, Jambi, South Sumatra, Bangka Belitung, Bengkulu, Lampung, West Java, Central Java, South Kalimantan, West Kalimantan and Central Sulawesi (Central Rubber Research, 2023). The cause of leaf fall disease, which spreads through the air, occurs in all locations in Barito Kuala Regency. For diseases that spread through the air, the inoculum that reaches the leaf surface is the primary inoculum, and this will be supplemented with the secondary inoculum that comes next so that the rate of disease development will be higher. The high rate of development of this disease will make it difficult to control. According to Filho *et al.* (2016), control by reducing the initial inoculum only delays the epidemic if the amount of inoculum cannot be reduced to the lowest level. So, in integrated disease control, it is necessary to provide complete protection by combining various control techniques. The severity of rubber leaf fall disease in the Barito Kuala district ranges from 48% in Gandaria village, Anjir Pasar subdistrict, to 82% in Kolam Kiri Dalam village, Barambai subdistrict. The severity of the disease is determined by host, pathogen and environmental factors. The severity of the disease depends on the rubber clone as the host. The results of research by Damiri *et al.* (2022) show that the rubber clones PB 260 and PB 340 were attacked quite badly by leaf fall disease, namely 61.47% and 67.39%, respectively, but at the same time and location RRIC 100 and IRR 112 were only attacked light, 12.61% and 19.39% respectively. The influencing environmental factor is rainfall. Rainfall patterns and rainy days influence plant canopy growth and the development of *Corynespora* leaf fall disease (Nurhayati & Situmorang, 2008). Availability of nutrients is an environmental factor that can influence disease severity. The element potassium is closely related

to the severity of this rubber leaf fall disease. The addition of potassium will reduce the incidence of the disease. On the other hand, nitrogen has a negative correlation, so adding nitrogen will worsen disease attacks (Kusdiana *et al.*, 2021).

Conclusion

The research results show that Rubber leaf fall disease has spread in four rubber plantation sub-districts. All sub-districts surveyed were 100% affected by rubber leaf fall disease. The severity of leaf fall disease in the tidal swamplands of Barito Kuala Regency is quite severe on average, namely 65%. The severity at each location varied from 48% in Gandaria village, Anjir Pasar District to 82% in Kolam Kiri Dalam village, Barambai District. In the Barambai subdistrict, the average disease severity is 70%; in the Wanaraya subdistrict, it is also almost the same, namely 71%. In the Marabahan sub-district, it is lower, namely 66%. The lowest sub-district is the Anjir Pasar sub-district, which is only 52%.

Acknowledgement

The authors are grateful to Lambung Mangkurat University for the financial support under the Dosen Wajib Meneliti 2023 Program, which enabled them to embark on this research.

References

- Alchemi, P. J. K., & Jamin, S. (2022). Impact of pestalotiopsis leaf fall disease on leaf area index and rubber plant production. *IOP Conference Series: Earth and Environmental Science*. 995: 012030. <https://iopscience.iop.org/article/10.1088/1755-1315/995/1/012030>.
- Ardika, R., Cahyo, A. N., Wijaya, D. T., Sembawa, B. P. & Karet, P. P. (2011). Dinamika Gugur Daun Dan Produksi Berbagai Klon Karet Kaitannya Dengan Kandungan Air Tanah. Wintering and Yield Dynamics on Various Rubber Clones and Their Relationship to Soil Water Content. *Indonesian J. Nat. Rubb. Res.* 29 (2): 102 – 109.
- Cao X., Xu, X., Che, H., West, J. S. & Luo, D. (2019). Three *Colletotrichum* Species,

- Including a New Species, are Associated to Leaf Anthracnose of Rubber Tree in Hainan, China. *Plant Disease*. 103 (1): 117-124.
- Damiri, H., Pratama, Y., Febbiyanti, T. R., Rahim, S. E., Astuti, D. T. & Purwanti. Y. (2022). *Pestalotiopsis* sp. infection causes leaf fall disease of new arrivals in several clones of rubber plants. *Biodiversitas*. 23(8): 3943-3949. Dinas Perkebunan Kalimantan Selatan. (2022). *Data Luas Perkebunan Karet di Kalimantan Selatan*. Retrieved February 8, 2023 from dirjenbun.pertanian.go.id/dataset/data/1292.
- Direktorat Jenderal Perkebunan (2021). Statistik Perkebunan Unggulan Nasional 2019-2021. Direktorat Jenderal Perkebunan Kementerian Pertanian Republik Indonesia
- Febbiyanti, T. R., & Tistama, R. (2021). Kondisi Fisiologis dan Produksi Tanaman karet yang Terserang *Pestalotiopsis* Dengan Pemberian Pupuk dan Aplikasi Fungisida. *Jurnal Penelitian Karet*. 39(2): 125 - 136.
- Filho, A. B., Inoue-Nagata, A. K., Bassanezi, R. B., Belasque, J., Amorim, L., Macedo, M. A., & Savary, S. (2016). The Importance Of Primary Inoculum And Area-Wide Disease Management To Crop Health And Food Security. *Food Security*. 8, 221-238.
- Kusdiana, A. P. J., Syafaah, A., Ismawanto, S., & K M, J. R. P. P. B. (2018). Resistensi Tanaman Karet Klon Irr Seri 300 Terhadap Penyakit Gugur Daun *Colletotrichum* di Sumatera Selatan. *Jurnal Penelitian Karet*. 36(2): 147-156.
- Kusdiana, A. P. J., Sinaga M. S., & Tondok E. T. 2020. Diagnosis Of Causal Agent Of New Rubber Leaf Fall Disease (*Hevea brasiliensis* Muel. Arg). *Jurnal Penelitian Karet*. 38(2): 165-178.
- Kusdiana, A. P. J. Sinaga M. S., Tondok E. T. 2021. Pengaruh Klon Karet Terhadap Epidemi Penyakit Gugur Daun *Pestalotiopsis*. *Warta Perkaratan*. 40(1): 41-52.
- Nurhayati & Situmorang, A (2008). Pengaruh Pola Hari Hujan terhadap Perkembangan Penyakit Gugur Daun *Corynespora* pada Tanaman Karet Menghasilkan. *Jurnal Hama dan Penyakit Tumbuhan Tropika*. 8(1), 63-70.
- Pusat Penelitian Karet. (2023) Penyakit Gugur Daun *Pestalotiopsis* (PGDP). <https://www.puslitkaret.co.id/publikasi/rubber-notes/penyakit-gugur-daun-pestalotiopsis-pgdp/>
- Yosephine, I. O., Guntoro, G., Tistama, R., Adinugroho, P., & Dalimunthe, C. (2020). Penggunaan Mineral Kalium dan Silikon untuk Menekan Serangan Penyakit Gugur Daun Pada Tanaman Karet (*Hevea brasiliensis* L.). *AGRIUM: Jurnal Ilmu Pertanian*. 22(3): 172-177.



This work is licensed under
Creative Commons Attribution
4.0 International License.

DOI: 10.53704/fujnas.v13i2.486

A publication of College of Natural and Applied Sciences, Fountain University, Osogbo, Nigeria.

Journal homepage: www.fountainjournals.com

ISSN: 2354-337X(Online),2350-1863(Print)

Distribution of Rubber Leaf Fall Disease in the Swamp Lands of Barito Kuala District

Mariana, M., *Pramudi, M. I., Rifai, M.

Department of Plant Protection, Lambung Mangkurat University, Banjarmasin, Indonesia

Abstract

Swamp land is a rubber development area in South Kalimantan, and rubber plants are a leading commodity in South Kalimantan, second after palm oil plants. Starting in 2019, the rubber industry in Indonesia experienced an outbreak of leaf fall disease. This disease causes a decrease in latex production of up to 50%; even in advanced conditions, infected plants will rot and die without treatment. This research aimed to study the distribution of rubber leaf fall disease in the swamplands of Barito Kuala district. A disease incidence and severity survey was carried out using a stratified random sampling method. It was observed that eight sub-districts in Barito Kuala district and Banjar district had swamp land that planted rubber. At four locations/villages in each sub-district, sample plants were taken, and it was determined that there were 25 plants diagonally. Disease incidence and severity parameters followed the International Rubber Research Development Board. The research revealed that rubber leaf fall disease has spread in four rubber-plantation sub-districts. All sub-districts surveyed were 100% affected by rubber leaf fall disease. The rubber leaf fall attack in the studied district is quite severe, with an average disease severity of 67%.

Keywords: Distribution, Leaf fall disease, Rubber, Swamp land

Introduction

One of Indonesia's renewable natural resources is rubber. Rubber (*Hevea brasiliensis* Muell. Arg) is an important plantation commodity for Indonesia because it significantly contributes to the local and national economy and is a source of income for millions of farmers. Rubber plants are Indonesia's most significant foreign exchange contributor. Indonesia is the second-highest rubber-producing country in the world after Thailand. In 2021, Latex production was 3,121, 474 and 166,125 tons in Indonesia and South Kalimantan, respectively (Direktorat Jenderal Perkebunan, 2021). Based on data from the Dinas Perkebunan Kalimantan

Selatan (2022), rubber plants are the leading commodity in South Kalimantan, ranking second after oil palm plants. Three years ago, the area of rubber plantations in South Kalimantan in 2021 reached 271,969 ha spread across several districts, including Tabalong District (69,543 ha), Banjar (40,202 ha), Balangan (37,901 ha), Hulu Sungai Tengah (26,064 ha), Tanah Bumbu (24,508 ha), Tanah Laut (21,256 ha) and in several other districts in small areas.

The rubber industry in Indonesia experienced leaf fall disease which has since being an annual

*Corresponding Author: <https://orcid.org/0000-0003-1085-5873>
 Email address: muhammadindarpramudi@ulm.ac.id

phenomenon. This disease could reduce rubber production by half and in severe cases, without treatment, resulting in rot and, eventually, death of the plants (Damiri *et al.*, 2022). Initially, planters often ignored this disease because rubber trees also experience leaf fall when water requirements decrease, such as during the dry season. According to Ardika *et al.* (2011), when leaves fall, the leaf area index decreases, and plant water consumption also decreases. This also causes latex production to decrease because the leaf area index is positively correlated with plant production. However, in rubber attacks by disease, fallen leaves do not grow new leaves anymore, and even in heavy attacks, the canopy wilts, and the plant dies (Shufen *et al.*, 1999).

Starting in 2021, leaf fall disease began to be detected attacking rubber plantations in South Kalimantan. In Tabalong district 316 ha, Hulu Sungai Utara 151 ha, Kotabaru 30 ha, and Tanah Bumbu 127 ha South Kalimantan Plantation Service (2021). However, there have been no reports of leaf fall attacks in the Baritokuala and Banjar districts (South Kalimantan Province Plantation and Livestock Service). To support the management of leaf fall disease, initial information is needed regarding the existence and spread of the disease.

Pathogens that cause rubber leaf fall disease include the fungi *Colletotrichum gloeosporioides*, *Oidium heveae*, *Corynespora cassiicola*, and *Pestalotiopsis* sp (Dalimunthe *et al.*, 2015). Symptoms of leaf fall differ among causative organisms; thus, aside from visible morphological features, other diagnostic identification is required. For instance, *Fusicoccum* sp, *Corynespora cassiicola* dan *Pestalotiopsis* sp. Both exhibit the same attack symptoms, such as the appearance of brownish edges and concentric areas with conidia on the upper surface of the leaves (Junaid *et al.*, 2018; Simbolon *et al.*, 2022). However, they differ, characterised by blight symptoms that change from light to dark brown.

This research aimed to study the presence/incidence, disease severity, distribution, and identification of the cause of leaf fall disease in swamp lands and small-holder rubber plantation centres in South Kalimantan.

Material and Methods

This study is divided into a quantitative and qualitative survey of leaf fall disease to determine its presence and distribution and identify its causes in swamp lands and smallholder rubber plantations.

The Stratified Random Sampling method was used for the survey. This method divides the population into strata, selects random samples from each stratum, and combines them to estimate population parameters.

Survey of Disease Distribution

The rubber plant population in swamp land is divided into the rubber plant population in tidal swamp land and lowland swamp land. Surveys in Lebak swamp land were carried out on rubber plantations in Banjar district (3.40813134°S 114.84854166°E). A survey of tidal swamp land was carried out at a rubber plantation in Barito Kuala district (2.98114305°S 114.76677877°E). In each district, four sub-districts were selected whose rubber plants were located in swamp land with a minimum planting area of 1 ha. At each location, four villages were taken, and then each village determined the planting location that would be used as a sample. Sampling was carried out diagonally so that five locations were taken as samples. At each sample location, 25 plants were observed. From each location, a sample was selected randomly, as much as 5% of the population plants per ha (approximately 25 trees sample). The number of rubber trees observed was $25 \times 5 \times 4 \times 4 \times 2 = 4000$ plants.

Observation

The parameters observed were disease incidence and disease intensity/severity. Disease incidence is calculated using the formula:

$$\text{Disease Incidence} = \frac{\text{total number infected plants unit}}{\text{total number of plants assessed}} \times 100\%$$

The disease rating scale was utilised to calculate the disease severity index (DI) per orchard using the formula $DI (\%) = [\sum(vf)/(ND)] \times 100$ (McKinney, 1923), where v = leaf fall severity score, f = frequency of trees with a given rating, N = total number of trees assessed in the orchard, and D is the highest disease severity score (Choudhary *et al.*, 2020), can be seen at Figure 1.

Index for the scoring disease severity (score index)
for determining the average disease severity index (ADSI)

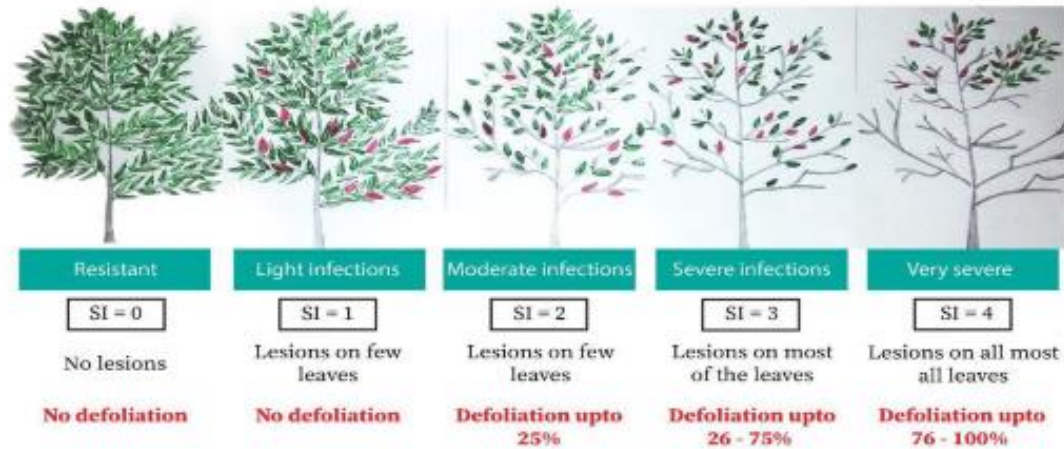


Figure 1. Scoring of observations of canopy density due to leaf fall disease in rubber plants (Lacote *et al.*, 2019; Febbiyanti & Tistama 2021)

Results

Based on 2021 data from the South Kalimantan Province Plantation and Livestock Service, the area of rubber plantations in South Kalimantan is 271,969 ha, with immature plants (TBM), covering 52,979 ha, mature plants (TM) 203,774 ha, and old plants/damaged plants (TM/TR) covering an area of 15,216 ha. In the Regency/City, the most rubber plantations are in Tabalong Regency, covering an area of 69,543 ha, and the fewest in Banjarbaru City, covering an area of 1,121 ha, while in Barito Kuala Regency is 4,189 ha. For South Kalimantan province, rubber production in 2021 will be 212,956 tons with a production of 1,045 Kg/ha. Then, Barito Kuala Regency, in 2021, reached 1,655 tons with a production of 874 Kg/ha (Dinas Perkebunan Kalimantan Selatan, 2022). Based on the description of the area of rubber planting land, the following is data on the area of planting in South Kalimantan (Table 1).

Rubber plant diseases in South Kalimantan

Generally, diseased plants show specific symptoms. Symptoms are changes shown by a plant as a result of disease. Often, certain diseases

do not only cause one symptom but also cause a syndrome. Additionally, several different diseases have similar symptoms, making it difficult to diagnose definitively just by looking at the symptoms. Various plant pest organisms of rubber plants in South Kalimantan are recorded by the South Kalimantan provincial plantation service, including white root rot disease, tapping panel dryness, Mouldy Rot, and leaf spot. For leaf fall in South Kalimantan, it has started to become infected. There are several districts where the leaf fall disease, *Pestalotiopsis* sp., has been recorded, namely in the districts of Tabalong, Hulu Sungai Utara, Tanah Bumbu, and Kotabaru. Meanwhile, diseases in rubber plants recorded at the Barito Kuala Regency plantation service include white root fungus, tapping panel dryness, and pink disease.

Based on data from the Plantation and Livestock Service of South Kalimantan Province in 2022 (Table 2), the following is data on pests that attack rubber plants in South Kalimantan Province:

Based on data from the District Plantation and Livestock Service (Table 3), the following is data on pests that attack rubber plants in Barito Kuala Regency. In the data in Table 3, the diseases

recorded in the Barito Kuala district are White Root Fungus (JAP), Dry Tapping Groove, and Pink disease. Leaf fall disease has not been reported.

Disease Incidence

The results of observations of the incidence of rubber leaf fall disease showed that rubber leaf fall disease was present in all the fields observed with a disease incidence rate of 100%. All plants observed were attacked by leaf fall disease. This detected leaf spots on all the plants observed. The condition of these spots varies; some are round in shape with clear boundaries between the diseased and healthy parts. This is found on various leaves of various ages, both old and young. On older leaves, the spots are grey, while on older leaves, the spots are light brown to dark brown. If the symptoms are severe,

the leaves turn yellow and eventually fall (Figure 2). This symptom is found in all villages in each sub-district that grow rubber.

All rubber planting locations are almost close together and are around the Barito River. Rubber plants are not found in the entire Barito Kuala district. Rubber plantations are found in Wanaraya, Barambai, Marabahan, and Anjir Pasar District. Rubber plantations are generally not planted in large areas. The spread of rubber leaf fall disease is spread evenly throughout the sub-district (Table 4).

The data in Table 5 shows that leaf fall disease has spread in Barito Kuala Regency. All rubber plants show leaf spots, which are the initial symptoms; over time, the leaves will turn yellow, and the leaves will fall

Table 1. Rubber Plantation Production Data for South Kalimantan Province

No	Regency/ City	Area (Ha)			Total	Production	
		Immature plants	Plants produce	Unproductive plants		Ton	Kg/Ha
1	Tabalong	11990	52607	4946	69543	62672	1191
2	Balangan	7379	28926	1596	37901	32544	1125
3	Hulu Sungai Utara	443	401	334	1178	402	1002
4	Hulu Sungai Tengah	8100	16979	985	26064	20127	1185
5	Hulu Sungai Selatan	4406	10241	640	15287	12151	1187
6	Tapin	2734	13606	2836	19176	8679	638
7	Tanah Laut	4024	16844	388	21256	13222	785
8	Kotabaru	3146	8023	374	11543	6637	827
9	Tanah Bumbu	949	22208	1351	24508	25183	1134
10	Banjar	7808	30808	1587	40203	28105	912
11	Barito Kuala	1629	2397	163	4189	2327	971
12	Banjarbaru	371	734	16	1121	907	1236
13	Banjarmasin	0	0	0	0	0	0
Total		52979	203774	15216	271969	212956	1045

:

Table 2. Diseases in Rubber Plantations in South Kalimantan Province

No	Regency/City	Disease
1.	Tabalong	white root rot disease, tapping panel dryness, pink disease, <i>Mouldy Rot</i> and <i>Pestalotiopsis</i> leaf fall disease
2.	Balangan	white root rot disease, tapping panel dryness, and pink disease
3.	Hulu Sungai Utara	white root rot disease, tapping panel dryness, and <i>Pestalotiopsis</i> leaf fall disease
4.	Hulu Sungai Tengah	white root rot disease, tapping panel dryness, and pink disease.
5.	Hulu Sungai Selatan	white root rot disease and tapping panel dryness
6.	Tapin	white root rot disease dan tapping panel dryness
7.	Tanah Laut	white root rot disease dan <i>Mouldy Rot</i>
8.	Kotabaru	white root rot disease, tapping panel dryness, and <i>Pestalotiopsis</i> leaf fall disease.
9.	Tanah Bumbu	white root rot disease, tapping panel dryness, Bark necrosis, and <i>Pestalotiopsis</i> leaf fall disease.
10.	Banjar	white root rot disease, tapping panel dryness, and pink disease
11.	Barito Kuala	white root rot disease, tapping panel dryness, and pink disease
12.	Banjarbaru	white root rot disease, tapping panel dryness, Bark necrosis, and pink disease
13.	Banjarmasin	None

(Dinas Perkebunan Kalimantan Selatan, 2022)

Table 3. Rubber Planting Plant Pest Organisms (PPO) Data in Barito Kuala Regency

No.	Plant Pest Organisms (PPO)	Subdistrict	Extent of attack (Ha)				
			Light	heavy	Amount		
1.	White root rot disease	Tabunganen	1	-	1		
		Tamban	7	4	11		
		Mekar Sari	2	-	2		
		Anjir Pasar	-	-	-		
		Anjir Muara	1	1	2		
		Alalak	-	-	-		
		Jejangkit	-	-	-		
		Mandastana	-	-	-		
		Belawang	2	-	2		
		Wanaraya	17	13	30		
		Rantau Badauh	1	-	1		
		Cerbon	1	-	1		
		Barambai	15	14	29		
		Bakumpai	-	-	-		
		Marabahan	19	8	27		
		Tabukan	3	-	3		
		Kuripan	-	-	-		
		2.	Tapping panel dryness	Tabunganen	-	-	-
				Tamban	8	4	12
				Mekar Sari	5	3	8
Anjir Pasar	12			15	27		
Anjir Muara	4			4	8		
Alalak	-			-	-		
Jejangkit	-			-	-		
Mandastana	-			-	-		
Belawang	2			2	4		
Wanaraya	14			16	30		
Rantau Badauh	2			4	6		
Cerbon	-			-	-		
Barambai	23			44	67		
Bakumpai	-			-	-		
Marabahan	-			-	-		
Tabukan	-			-	-		
Kuripan	-			-	-		
3.	Pink disease			Tabunganen	-	-	-
				Tamban	-	-	-
				Mekar Sari	-	-	-
		Anjir Pasar	-	-	-		
		Anjir Muara	-	-	-		
		Alalak	-	-	-		
		Jejangkit	-	-	-		

Mandastana	-	-	-
Belawang	-	-	-
Wanaraya	18	10	28
Rantau Badauh	-	-	-
Cerbon	-	-	-
Barambai	8	8	16
Bakumpai	-	-	-
Marabahan	10	7	17
Tabukan	-	-	-
Kuripan	-	-	-



Figure 2. Symptoms of circle leaf fall disease in Barito Kuala Regency.

Table 4. Incidence of rubber leaf fall disease in Barito Kuala Regency

No.	Sub District	Village	% disease incidence					avarage
			Lok. 1	Lok. 2	Lok. 3	Lok.4	Lok.5	
1		Roham Raya	100%	100%	100%	100%	100%	100%
2	Wanaraya	Kolam Makmur	100%	100%	100%	100%	100%	100%
3		Kolam kiri	100%	100%	100%	100%	100%	100%
4		Barambai	100%	100%	100%	100%	100%	100%
5	Barambai	Kolam kiri dalam	100%	100%	100%	100%	100%	100%
6		Kolam kanan	100%	100%	100%	100%	100%	100%
7		Antaraya	100%	100%	100%	100%	100%	100%
8	Marabahan	Sido makmur	100%	100%	100%	100%	100%	100%
9		Karya Maju	100%	100%	100%	100%	100%	100%
10		Gandaria	100%	100%	100%	100%	100%	100%
11	Anjir Pasar	Mentaren	100%	100%	100%	100%	100%	100%
12		Danau Karya	100%	100%	100%	100%	100%	100%
		Average	100%	100%	100%	100%	100%	100%

Table 5. Severity of leaf fall disease in Barito Kuala district

No.	Sub District	Village	Disease Severity
1		Roham Raya	67%
2	Wanaraya	Kolam Makmur	75%
3		Kolam kiri	72%
		Avarage	71%
4		Barambai	51%
5	Barambai	Kolam kiri dalam	82%
6		Kolam kanan	76%
		Avarage	70%
7		Antaraya	70%
8	Marabahan	Sido makmur	61%
9		Karya Maju	67%
		Avarage	66%
10		Gandaria	48%
11	Anjir Pasar	Mentaren	53%
12		Danau Karya	55%
		Avarage	52%
Total Average			65%

The severity of leaf fall disease in the tidal swamplands of Barito Kuala Regency is quite severe on average, namely 65%. The severity at each location varied from 48% in Gandaria village in Anjir Pasar District to 82% in Kolam Kiri Dalam village in Barambai District. In the Barambai subdistrict, the average disease severity is 70%; in the Wanaraya subdistrict, it is also almost the same, namely 71%. In the Marabahan sub-district, it is lower, namely 66%. The lowest sub-district is the Anjir Pasar sub-district, which is only 52%. (Table 5). The location and distribution of the disease is shown on the map of the distribution of leaf fall

disease in Barito Kuala Regency (Figure 3.) Figure 3 shows the distribution of rubber plantation locations in the Marabahan, Barambai and Wanaraya sub-districts, which are located in adjacent areas. Meanwhile, the Anjir Pasar sub-district, with three sub-districts, is separated by a river and is quite far away. Interviews with farmers obtained information that, generally, smallholder rubber farmers do not know which clones are being planted. Therefore, the development of swamp land is very strategic and important. The development of rubber plants is directed towards swamp land. Swamp land in South Kalimantan is made up of tidal swampland and lowland swampland. Barito Kuala Regency, which the Barito River passes through, is tidal swamp land. Rubber plantations on tidal land will generally be flooded when high tides occur. In these conditions, plants can grow well because rubber plants are adaptable to the environment.

During the dry season, rubber plants will shed their leaves. According to Ardika *et al.* (2011), rubber plants will shed their leaves if the water supply is reduced. This happens because rubber plants are plants that are able to adapt well to environmental conditions, both physical and climatic conditions. Rainfall is one of the factors that determines latex production. Suitable rainfall for the growth of rubber plants is around 2000 mm/year or more, with even distribution in the same year without a dry season. The presence of rainwater affects groundwater, which in turn affects latex production. Water plays a major role in plant metabolic processes, so a decrease in soil water content results in reduced flow and latex production. The phenomenon of rubber leaf fall in the region south of the equator is closely related to plant water consumption. The GT 1 clone consumes more water because its roots are more numerous and extensive, so water consumption also increases. This causes the GT clone to be more drought-resistant. Under normal conditions, leaf fall can occur once or twice a year, especially during the dry season. After that, the leaves will form again and return to normal. However, disease attacks cause rubber plants to drop their leaves outside of the season. Rubber plants that are attacked by leaf fall disease are easy to recognize; namely, the

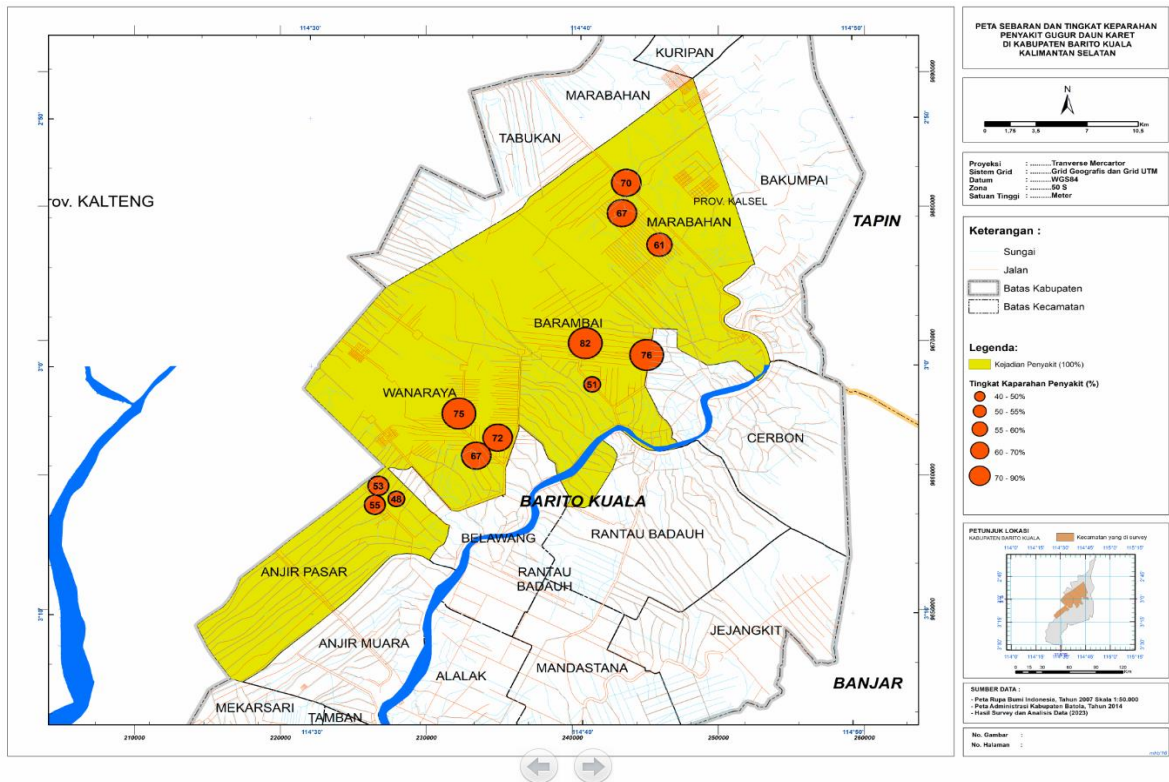


Figure 3. Distribution of Rubber Leaf Fall Disease in the Swamplands of Barito Kuala Regency

affected leaves initially have leaf spot symptoms. Further symptoms are yellowing and falling leaves. The results of mixed-method research, which included both quantitative and qualitative data collection, show that even though there are puddles on rubber plantation land, which shows that the land does not lack water, rubber plants also shed their leaves 4 to 5 times a year. When a disease attacks, fallen leaves can sprout again, but after they are formed, new leaves will fall again. This happens both on leaves that are still sepia brown as well as leaves that are starting to turn green and dark green. Affected leaves will initially develop necrosis and become spots. With further attacks, the leaves start to turn yellow and fall.

This leaf fall disease is caused by fungi, including *Pestalotiopsis* sp, and *Oidium hevea* (Kusdiana et al., 2020). *Colletotrichum gloeosporioides* (Kusdiana et al., 2018; Cao et al., 2019), *Corynespora cassiicola* (Nurhayati & Situmorang, 2008), *Fusicoccum* sp. (Yosephine et al., 2020). Based on the symptoms detected, all of these pathogens were found in all observed

smallholder rubber plantation locations. All of these pathogens spread through the air, especially in dry conditions, but disease occurs more often in humid conditions. Humid conditions are closely related to periods of dew and wet leaves necessary for spore germination. Airborne spores reach quite long distances. Passive dispersal of spores generally occurs with the help of wind. Windy rain is very suitable for spreading disease because it creates moist conditions necessary for the spores to germinate. The germinated spores form a germ tube, appressorium, and penetrate into the leaf tissue. The next pathogenesis process is the formation of symptoms. Symptomatic leaves cause leaf fall. There is a strong correlation between an increase in the attacks of *Pestalotiopsis* leaf fall and a decrease in latex production (Alchemi & Jamin, 2022). The results of research by Damiri et al., 2022 showed that in rubber plants attacked by leaf fall disease, the reduction in production ranged from 20% in the RRIC 100 clone to 50% in the GT-1 clone. The results of interviews with farmers in Rokam Raya village, Wanaraya subdistrict, showed

that latex production decreased by 60%, and the presence of leaf fall disease made some planters replace their crops with oil palm.

In 2019, the area of attack of this disease in Indonesia reached 382,000 hectares in the regions of North Sumatra, West Sumatra, Riau, Jambi, South Sumatra, Bangka Belitung, Bengkulu, Lampung, West Java, Central Java, South Kalimantan, West Kalimantan and Central Sulawesi (Pusat Penelitian Karet, 2023). The cause of leaf fall disease, which spreads through the air, occurs in all locations in Barito Kuala Regency. For diseases that spread through the air, the inoculum that reaches the leaf surface is the primary inoculum, and this will be supplemented with the secondary inoculum that comes next so that the rate of disease development will be higher. This disease's high rate of development will make it difficult to control. According to Filho *et al.* (2016), control by reducing the initial inoculum only delays the epidemic if the amount of inoculum cannot be reduced to the lowest level. So, in integrated disease control, it is necessary to provide complete protection by combining various control techniques. The severity of rubber leaf fall disease in the Barito Kuala district ranges from 48% in Gandaria village, Anjir Pasar subdistrict, to 82% in Kolam Kiri Dalam village, Barambai subdistrict. The severity of the disease is determined by host, pathogen and environmental factors. The severity of the disease depends on the rubber clone as the host. The results of research by Damiri *et al.* (2022) show that the rubber clones PB 260 and PB 340 were attacked quite badly by leaf fall disease, namely 61.47% and 67.39%, respectively, but at the same time and location RRIC 100 and IRR 112 were only attacked light, 12.61% and 19.39% respectively. The influencing environmental factor is rainfall. Rainfall patterns and rainy days influence plant canopy growth and the development of *Corynespora* leaf fall disease (Nurhayati & Situmorang, 2008). Availability of nutrients is an environmental factor that can influence disease severity. The element potassium is closely related to the severity of this rubber leaf fall disease. The addition of potassium will reduce the incidence of the disease. On the other hand, nitrogen has a

negative correlation, so adding nitrogen will worsen disease attacks (Kusdiana *et al.*, 2021).

Conclusion

The research results show that Rubber leaf fall disease has spread in four rubber plantation sub-districts. All sub-districts surveyed were 100% affected by rubber leaf fall disease. The severity of leaf fall disease in the tidal swamplands of Barito Kuala Regency is quite severe on average, namely 65%. The severity at each location varied from 48% in Gandaria village, Anjir Pasar District to 82% in Kolam Kiri Dalam village, Barambai District. In the Barambai subdistrict, the average disease severity is 70%; in the Wanaraya subdistrict, it is also almost the same, namely 71%. In the Marabahan sub-district, it is lower, namely 66%. The lowest sub-district is the Anjir Pasar sub-district, which is only 52%.

Acknowledgement

The authors are grateful to Lambung Mangkurat University for the financial support under the Dosen Wajib Meneliti 2023 Program, which enabled them to embark on this research.

References

- Alchemi, P. J. K., & Jamin, S. (2022). Impact of pestalotiopsis leaf fall disease on leaf area index and rubber plant production. *IOP Conference Series: Earth and Environmental Science*. 995: 012030. <https://iopscience.iop.org/article/10.1088/1755-1315/995/1/012030>.
- Ardika, R., Cahyo, A. N., Wijaya, D. T., Sembawa, B. P. & Karet, P. P. (2011). Dinamika Gugur Daun Dan Produksi Berbagai Klon Karet Kaitannya Dengan Kandungan Air Tanah. Wintering and Yield Dynamics on Various Rubber Clones and Their Relationship to Soil Water Content. *Indonesian J. Nat. Rubb. Res.* 29 (2): 102 – 109.
- Cao X., Xu, X., Che, H., West, J. S. & Luo, D. (2019). Three *Colletotrichum* Species, Including a New Species, are Associated to Leaf Anthracnose of Rubber Tree in Hainan, China. *Plant Disease*. 103 (1): 117-124.
- Choudhary, M., Jat, H. S., Datta, A., Sharma, P. C., Rajashekar, B., and Jat, M. L. (2020). Topsoil

- bacterial community changes and nutrient dynamics under cereal based climate-smart agri-food systems. *Front. Microbiol.* 11, 1812.
- Dalimunthe, C.I., Zaida, F., Aidi D. (2015) Ketahanan Lapangan Tanaman Karet Klon Irr Seri 100 Terhadap Tiga Patogen Penting Penyakit Gugur Daun." *Indonesian Journal of Natural Rubber Research*, 33(1), 35-46.
- Damiri, H., Pratama, Y., Febbiyanti, T. R., Rahim, S. E., Astuti, D. T. & Purwanti. Y. (2022). *Pestalotiopsis* sp. infection causes leaf fall disease of new arrivals in several clones of rubber plants. *Biodiversitas*. 23(8): 3943-3949.
- Dinas Perkebunan Kalimantan Selatan. (2022). *Data Luas Perkebunan Karet di Kalimantan Selatan*. Retrieved February 8, 2023 from dirjenbun.pertanian.go.id/dataset/data/1292.
- Direktorat Jenderal Perkebunan (2021). Statistik Perkebunan Unggulan Nasional 2019-2021. Direktorat Jenderal Perkebunan Kementerian Pertanian Republik Indonesia
- Febbiyanti, T. R., & Tistama, R. (2021). Kondisi Fisiologis dan Produksi Tanaman karet yang Terserang *Pestalotiopsis* Dengan Pemberian Pupuk dan Aplikasi Fungisida. *Jurnal Penelitian Karet*. 39(2): 125 - 136.
- Filho, A. B., Inoue-Nagata, A. K., Bassanezi, R. B., Belasque, J., Amorim, L., Macedo, M. A., & Savary, S. (2016). The Importance Of Primary Inoculum And Area-Wide Disease Management To Crop Health And Food Security. *Food Security*. 8, 221-238.
- Junaidi, J., Tistama, R., Atminingsih, A., Fairuzah, Z., Rachmawan, A., Darajat, M. R., & Andriyanto, M. (2018). Fenomena gugur daun sekunder di wilayah Sumatera Utara dan pengaruhnya terhadap produksi karet. *Warta Perkaratan*. 37(1), 1–16.
- Kusdiana, A. P. J., Syaah, A., Ismawanto, S., & K M, J. R. P. P. B. (2018). Resistensi Tanaman Karet Klon Irr Seri 300 Terhadap Penyakit Gugur Daun *Colletotrichum* di Sumatera Selatan. *Jurnal Penelitian Karet*. 36(2): 147-156.
- Kusdiana, A. P. J., Sinaga M. S., & Tondok E. T. (2020). Diagnosis Of Causal Agent Of New Rubber Leaf Fall Disease (*Hevae brasiliensis* Muel. Arg). *Jurnal Penelitian Karet*. 38(2): 165-178.
- Kusdiana, A. P. J. Sinaga M. S., Tondok E. T. (2021). Pengaruh Klon Karet Terhadap Epidemi Penyakit Gugur Daun *Pestalotiopsis*. *Warta Perkaratan*. 40(1): 41-52.
- Lacote, R., Sainoi, T., Sdoodee, S., Rawiwan, C., Rongthong, P., Kasemsap, P., Chehsoh, J., Chantuma, P., Gohet, E. (2019). Performance of Different Latex Harvesting Systems to Increase the Labor Productivity of Rubber Plantations in Thailand. Conference: International Rubber Conference 2019, IRRDB.
- Mckinney, H. H. (1923). Influence of soil temperature and moisture on infection of wheat seedlings by *Helminthos poriumsativum*. *J Agric Res*. 26:195–217.
- Nurhayati & Situmorang, A (2008). Pengaruh Pola Hari Hujan terhadap Perkembangan Penyakit Gugur Daun *Corynespora* pada Tanaman Karet Menghasilkan. *Jurnal Hama dan Penyakit Tumbuhan Tropika*. 8(1), 63-70.
- Pusat Penelitian Karet. (2023) Penyakit Gugur Daun *Pestalotiopsis* (PGDP). <https://www.puslitkaret.co.id/publikasi/rubber-notes/penyakit-gugur-daun-pestalotiopsis-pgdp/>.
- Simbolon, F. M., Syamsafitri, Mindalisma, & Ramayanti. (2022). Endophy Bacterial Isolate Test for Inhibitors of Leaf Dropping Disease (*Pestalotiopsis* sp.) In the Laboratory. *Fruitset Sains*. 10(2), 88-97
- Shufen, F., Gang, G., & Fucong, Z. (1999). General situation of anthracnose of rubber trees and its researches in China. Proceedings of IRRDB Symposium 1999, 288–297.
- Yosephine, I. O., Guntoro, G., Tistama, R., Adinugroho, P., & Dalimunthe, C. (2020). Penggunaan Mineral Kalium dan Silikon untuk Menekan Serangan Penyakit Gugur Daun Pada Tanaman Karet (*Hevae brasiliensis* L.). *AGRIUM: Jurnal Ilmu Pertanian*. 22(3): 172-177.