

# T - The impact of COVID-19 on mortality in trauma patients undergoing orthopedic surgery a systematic review and meta-analysis

*by* Hasni Syahida

---

**Submission date:** 21-Jun-2024 09:43AM (UTC+0700)

**Submission ID:** 2405348360

**File name:** ing\_orthopedic\_surgery\_a\_systematic\_review\_and\_meta-analysis.pdf (2.16M)

**Word count:** 6114

**Character count:** 32012



# The impact of COVID-19 on mortality in trauma patients undergoing orthopedic surgery: a systematic review and meta-analysis

Husna Dharma Putera<sup>1</sup>, Valentina Halim<sup>2</sup>, Roselina Panghiyangani<sup>3</sup>

<sup>1</sup>Department of Orthopedic and Traumatology, Faculty of Medicine, Ulin General Hospital, Universitas Lambung Mangkurat, Banjarmasin, Indonesia

<sup>2</sup>Department of Emergency, Siloam Hospital, Banjarmasin, Indonesia

<sup>3</sup>Biomedical Department, Faculty of Medicine, Universitas Lambung Mangkurat, Banjarmasin, Indonesia

**Objective** The global spread of the COVID-19 pandemic has affected all aspects of medicine, including orthopedic trauma surgery. This study aims to investigate whether COVID-19 patients who underwent orthopedic surgery trauma had a higher risk of postoperative mortality.

**Methods** ScienceDirect, the Cochrane COVID-19 Study Register, and MEDLINE were searched for original publications. This study adhered to the PPRISMA 2020 statement. The validity of the studies was evaluated using a checklist developed by the Joanna Briggs Institute. Study and participant characteristics, as well as the odds ratio, were extracted from selected publications. Data were analyzed using RevMan ver. 5.4.1.

**Results** After applying the inclusion and exclusion criteria, 16 articles among 717 total were deemed eligible for analysis. Lower-extremity injuries were the most common condition, and pelvic surgery was the most frequently performed intervention. There were 456 COVID-19 patients (6.12%) and 134 deaths among COVID-19 patients, revealing an increase in mortality (29.38% vs. 5.30%; odds ratio, 7.72; 95% confidence interval, 6.01-9.93;  $P < 0.001$ ).

**Conclusion** Among COVID-19 patients who received orthopedic surgery due to trauma, the postoperative death rate increased by 7.72 times.

**Keywords** Wounds and injuries; Orthopedic procedures; COVID-19; Mortality

Received: 25 November 2022

Revised: 19 March 2023

Accepted: 29 March 2023

**Correspondence to:** Husna Dharma Putera  
Department of Orthopedic and  
Traumatology, Faculty of Medicine, Ulin  
General Hospital, Universitas Lambung  
Mangkurat, 14 Jalan Bunyamin Permai II  
Ray 10, Banjarmasin 70248, Indonesia  
Email: [hdputera@ulm.ac.id](mailto:hdputera@ulm.ac.id)



## Capsule Summary

### What is already known

*During the COVID-19 pandemic, there was a decrease in emergency room visits for trauma and surgical interventions, particularly in traumatology services.*

### What is new in the current study

*This study analyzes the most recent literature on postoperative mortality in trauma patients undergoing orthopedic surgery during the COVID-19 pandemic.*

### How to cite this article:

Putera HD, Halim V, Panghiyangani R. The impact of COVID-19 on mortality in trauma patients undergoing orthopedic surgery: a systematic review and meta-analysis. Clin Exp Emerg Med 2023;10(3):315-326. <https://doi.org/10.15441/ceem.22.403>

This is an Open Access article distributed under the terms of the Creative Commons Attribution Non-Commercial License (<https://creativecommons.org/licenses/by-nc/4.0/>).

## INTRODUCTION

The World Health Organization (WHO) announced the discovery of a new condition, COVID-19, in early February 2020, before declaring a global pandemic in March 2020. The rapid global spread of the causative pathogen, SARS-CoV-2, has caused major changes to human life worldwide. Many countries in the Asia-Pacific region, including Australia, Korea, and Japan, were among the first to respond to the COVID-19 epidemic [1].

During the COVID-19 pandemic, emergency room visits decreased, particularly visits for trauma and surgical intervention in traumatology cases [2,3]. With this reduction in visits, patients more frequently received delayed care during the current pandemic [4]. Previous studies have shown that delaying surgery increases mortality and the risk of postoperative pneumonia in trauma patients [5].

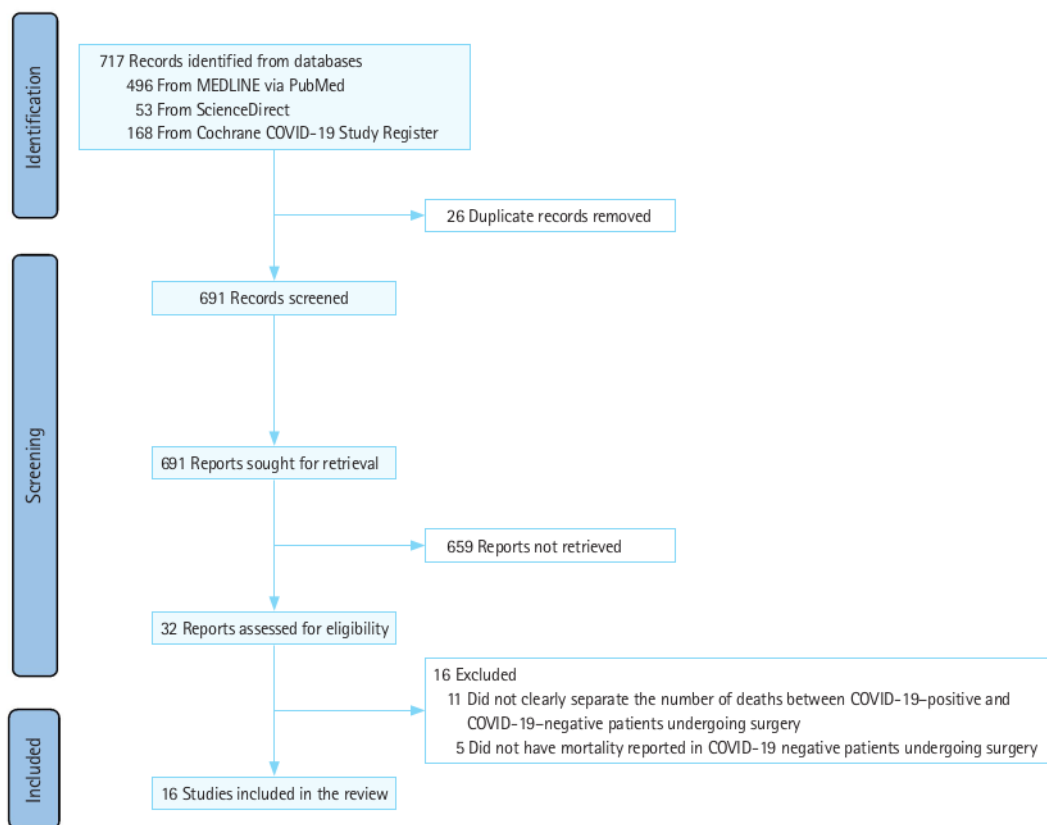
The present study sought to conduct a systematic review and meta-analysis on postoperative mortality in COVID-19-positive

and COVID-19-negative patients undergoing orthopedic trauma surgery. The present meta-analysis sought to investigate the odds ratio (OR) of mortality in this patient population by comparing statistics between COVID-19-positive and COVID-19-negative groups. We hypothesized that postoperative COVID-19-positive orthopedic trauma patients would have a higher risk of death than those tested negative for COVID-19.

## METHODS

### Search strategy and study selection

The protocol of this review was registered in PROSPERO (International Prospective Register of Systematic Reviews) on September 27, 2022 (No. CRD42022359112). In accordance with recent PRISMA (Preferred Reporting Items for Systematic Reviews and Meta-analyses) 2020 statement for identifying research through databases and registers, a systematic review of the mortality in orthopedic surgery owing to trauma during the COVID-19 pandemic



**Fig. 1.** PRISMA (Preferred Reporting Items for Systematic Reviews and Meta-Analyses) 2020 statement flowchart of the search strategy and selection of studies.

was performed, as shown in Fig. 1 and Supplementary Material 1 [6]. The phrases "orthopedic" AND "trauma" AND "surgery" AND "COVID-19" were used to search the ScienceDirect and MEDLINE (via PubMed) databases for English-language studies that reported mortality among both COVID-19-positive and COVID-19-negative patients. The literature search was conducted on September 20, 2022. A search using MeSH (Medical Subject Headings) terms was carried out whenever possible using the combination of the search 1 ("orthopedic trauma surgery" [MeSH Terms] OR "orthopedic trauma surgery" [All Fields]) AND search 2 ("COVID-19 [MeSH Terms] OR "COVID-19" [All Fields]) strategies.

### Inclusion and exclusion criteria

We included observational studies like cohort, cross-sectional, and case-control studies but excluded review articles. The validity of the papers included in this study was evaluated using a series of inquiries based on a checklist in line with the kind of study created by the Joanna Briggs Institute [7,8], as shown in Supplementary Table 1 [9–23] and Supplementary Table 2 [24]. Articles that did not fit the requirements for inclusion were rejected. The inclusion criteria formulated according to the PICO mnemonic for clinical research questions were as follows: (1) P (patient, population, problem): patients of all ages who underwent orthopedic trauma surgery; (2) I (intervention, prognostic factor, or exposure): COVID-19 infection (positive or negative polymerase chain reaction result); (3) C (comparison or intervention): none; and (4) O (outcome): postoperative mortality.

### Data synthesis

If possible, the data synthesis included information on patient mean age, sex, death rate, underlying disease, complications, in-

tervention site, type of surgery, and hospital stay. The data were summarized in Microsoft Excel (Microsoft Corp) after their collection, and RevMan ver. 5.4.1 (Cochrane Collaboration) was used for statistical analysis. We performed planned subgroup analyses for the confounding variables, which included time points of patient outcome measurement (inpatient vs. 30-day follow-up) and age (<60 years vs. >60 years). Publication bias was measured by visual inspection of funnel plots and quantitatively using Egger test [25]. We considered findings significant if  $P < 0.05$ . GRADE (Grading of Recommendations, Assessment, Development, and Evaluation) scores were used to evaluate the certainty of the evidence for each outcome [26]. A GRADE summary of the findings in Table 1 was generated using GRADEpro (GradePro Inc.) [27].

## RESULTS

During the literature search, 717 studies were discovered. After removing duplicates, 691 studies remained, and 32 potentially relevant studies were chosen for eligibility examination. This meta-analysis included 16 observational studies (10 retrospective cohort studies, five prospective cohort studies, and one cross-sectional study). The majority of patients in these investigations were >60 years old. The study characteristics and postoperative mortality findings are shown in Table 2 [9–24]. The most common injury sites were the hip and femur, followed by other lower-limb sites such as the patella, tibia, ankle, foot, and upper limb. Supplementary Table 3 shows the types of injuries that required orthopedic surgery. Hemiarthroplasty, total hip arthroplasty, unspecified elective minor surgery, and open reduction and internal fixation of the femur were the major surgeries performed.

Five studies [15,18,20,21,24] compared the number of ortho-

**Table 1.** GRADE summary of findings

Outcome	Anticipated absolute effect <sup>a</sup> (95% CI)		Relative effect OR (95% CI)	No. of participants	No. of observational studies	Certainty of the evidence (GRADE)
	Risk with COVID-19 (-) (per 100)	Risk with COVID-19 (+) (per 100)				
Overall mortality	5	30 (25–36)	7.72 (6.01–9.93)	7,452	16	Low
Inpatient postoperative mortality	5	32 (24–41)	8.67 (5.82–12.91)	6,753	10	Low
Postoperative mortality at 30-day follow-up	8	38 (26–51)	7.32 (4.30–12.49)	699	6	Very low <sup>b</sup>
Postoperative mortality in the patients with a mean age of >60 yr	5	30 (25–36)	7.75 (6.02–9.97)	7,418	15	Low
Postoperative mortality in the patients with a mean age of <60 yr	4	20 (2–76)	5.75 (0.46–72.30)	34	1	Very low <sup>c</sup>
Venous thromboembolism incidence	1	4 (1–11)	4.08 (1.23–13.58)	993	5	Low

GRADE, Grading of Recommendations, Assessment, Development, and Evaluation; CI, confidence interval; OR, odds ratio.

<sup>a</sup>The risk in the intervention group (and its 95% CI) is based on the assumed risk in the comparison group and the relative effect of the intervention (and its 95% CI). <sup>b</sup>One study had a high risk of bias and two studies had moderate risk of bias. <sup>c</sup>The 95% CI crosses the line of no effect and has an insufficient sample to meet the optimal information size criteria.

**Table 2.** Study characteristics and postoperative mortality

Study	Study period	Study design	Study location	Age (yr)	Female sex	Intervention location	Covid-19 (+)		Covid-19 (-)	
							Mortality (n = 134, 29.38%)	Total surgery (n = 456)	Mortality (n = 371, 5.30%)	Total surgery (n = 6,996)
Andrzejewski et al. [9]	March 23, 2020–April 22, 2020 (1 mo)	Prospective	UK	60.7 (1–98)	88	Upper limb, hip, lower limb, and other trauma	4 (33.33)	12	4 (2.66)	150
Balakumar et al. [11]	March 26, 2020–May 20, 2020 (56 day)	Prospective	UK	65.0	Not reported	Clavicle, upper limb, hip, lower limb, and other trauma	19 (44.18)	43	11 (7.53)	146
Beaven et al. [10]	March 28, 2020–May 25, 2020 (59 day)	Prospective	UK	83.0 (76–90)	Not reported	Proximal femur	9 (22.50)	40	8 (5.51)	145
Clement et al. [12]	March 1, 2020–April 19, 2020 (50 day)	Retrospective	Edinburg, UK	60.0 (14–102)	850	Upper limb, hip, lower limb, and other trauma	22 (32.35)	68	63 (4.19)	1,501
Dallari et al. [13]	March 8, 2020–May 4, 2020 (58 day)	Retrospective	Italy	83.3	381	Hip	8 (15.09)	53	7 (1.65)	424
Egol et al. [14]	February 1, 2020–April 15, 2020 (75 day)	Prospective	New York, USA	83.0	78	Hip	6 (35.29)	17	1 (0.93)	107
Fisher et al. [15]	March 16, 2020–May 15, 2020 (61 day)	Retrospective	New York, USA	58.0	10	Not reported	2 (20.0)	10	1 (4.16)	24
Greensmith et al. [24]	March 14, 2020–May 28, 2020 (76 day)	Cross-sectional	UK	81.6 (51–103)	Not reported	Hip	2 (40.0)	5	5 (5.95)	84
Hall et al. [16]	March 1, 2020–April 15, 2020 (46 day)	Retrospective	UK	80.0 (50–101)	Not reported	Hip	9 (36.0)	25	24 (8.63)	278
LeBrun et al. [17]	March 20, 2020–April 24, 2020 (36 day)	Retrospective	New York, USA	85.0 (65–100)	Not reported	Hip	3 (42.85)	7	1 (2.50)	40
Lim et al. [18]	March 1, 2020–May 15, 2020 (76 day)	Retrospective	UK	84.9	70	Neck of femur	1 (14.28)	7	7 (8.23)	85
Pass et al. [19]	July 1, 2020–December 31, 2020 (6 mo)	Retrospective	Germany, Austria, and Switzerland	85.0 (80–89)	2,678	Proximal femur	32 (26.01)	123	214 (5.90)	3,610
Sobti et al. [20]	March 1, 2020–May 31, 2020 (3 mo)	Prospective	UK	83.5	Not reported	Neck of femur	3 (50.0)	6	5 (10.63)	47
Thakkar et al. [21]	March 15, 2020–April 15, 2020 (1 mo)	Retrospective	UK	81.6 (54–100)	Not reported	Hip	4 (33.0)	12	1 (16.60)	6
Wright et al. [22]	March 11, 2020–April 30, 2020 (41 day)	Retrospective	UK	81.1 (38–98)	Not reported	Neck of femur	5 (31.25)	16	3 (16.67)	50
Zajonz et al. [23]	January 1, 2020–January 31, 2021 (1 yr)	Retrospective	Germany	82.0	219	Proximal femur	5 (41.67)	12	16 (5.35)	299

Values are presented as mean (range), number only, or number (%).

**Table 3.** Incidence of venous thromboembolism, underlying disease, complications, and length of hospital stay in COVID-19-positive and COVID-19-negative groups

Study	Total post-operative mortality	COVID-19 (+)		COVID-19 (-)		Venous thromboembolism incidence		Mean hospital stay (day)			
		Primary cause of postoperative death	Underlying disease	Complication	Primary cause of postoperative death	Underlying disease	Complication	COVID-19 (+)	COVID-19 (-)	COVID-19 (+)	COVID-19 (-)
Andrzejewski et al. [9]	8	4 Complications due to COVID-19 1 Autoimmune disease 1 Prostate cancer 1 Lymphoma	1 COPD 2 Diabetes 1 Lung cancer	Not reported	1 Pneumonia 1 t-ICH 1 Sepsis 1 Record unavailable	1 COPD 2 Diabetes 1 Lung cancer 2 Stroke 1 Hypothyroidism 1 IHD 1 Heart failure 1 CKD 1 AF	Not reported	Not reported	Not reported	Not reported	Not reported
Balakumar et al. [11]	17	5 Respiratory failures 2 Deliriums 1 Pneumonia 1 NOF fracture	Not reported	Not reported	1 Respiratory failure 1 Pneumonia 1 Old age 1 Sepsis 4 Records unavailable	Not reported	Not reported	Not reported	Not reported	Not reported	Not reported
Beaven et al. [10]	30	Not reported	Not reported	Not reported	Not reported	Not reported	Not reported	Not reported	Not reported	Not reported	Not reported
Clement et al. [12]	85	Not reported	Not reported	Not reported	Not reported	Not reported	Not reported	Not reported	Not reported	Not reported	Not reported
Dallari et al. [13]	15	Not reported	Not reported	16 Acute anemias 6 Pneumonias 6 Other respiratory complications 3 AHFs 2 UTIs 1 ARF	Not reported	Not reported	138 Acute anemias 7 Pneumonias 8 Other respiratory complications 9 AHFs 7 UTIs 2 ARFs 3 Sepsis 2 PES 2 Seizures 27 Other minor complications	0	2	14.7	10.9
Egol et al. [14]	7	Not reported	8 Cardiovascular diseases (excluding hypertension) 11 Hypertensions 1 Immunocompromised state 7 Diabetes 4 ARFs 9 Hyperlipidemias 6 Dementias	3 Sepsis 2 Bacterial pneumonias 10 Viral pneumonias 2 PES 2 MIs 7 ARDSs 3 ARFs 7 Anemias 6 AFs	Not reported	40 Cardiovascular diseases (excluding hypertension) 67 Hypertensions 4 Immunocompromised states 20 Diabetes 8 ARFs 38 Hyperlipidemias 27 Dementias	3 Sepsis 1 Bacterial pneumonia 3 PES 3 MIs 2 Strokes 2 ARDSs 8 ARFs 6 UTIs 35 Anemias 13 Hypertensions 12 AFs	2	3	9.8	5

(Continued on the next page)

Table 3. (Continued)

Study	COVID-19 (+)		COVID-19 (-)		Venous thromboembolism incidence		Mean hospital stay (day)			
	Primary cause of postoperative death	Underlying disease	Complication	Primary cause of postoperative death	Underlying disease	Complication	COVID-19 (+)	COVID-19 (-)		
Fisher et al. [15]	3 Not reported	Not reported	1 Cardiac arrest 5 Postoperative anemias 1 ARDS 2 PE/DVTs 2 Pneumonias 1 MI	Not reported	Not reported	1 Cardiac arrest 4 Postoperative anemias 1 ARDS 1 Pneumonia 1 Sepsis 1 UTI	2	0	9	7.91
Greensmith et al. [24]	7 2 Complications due to COVID-19	Not reported	Not reported	1 Complication from disseminated malignancy 1 UGIB 1 SUO 1 Urosepsis 1 Stroke	Not reported	Not reported	Not reported	Not reported	Not reported	Not reported
Hall et al. [16]	33 9 Complications due to COVID-19	Not reported	Not reported	Not reported	Not reported	Not reported	Not reported	Not reported	Not reported	Not reported
LeBrun et al. [17]	4 3 Complications due to COVID-19	3 Hypertensions 2 Hyperlipidemias 2 Diabetics 2 Osteoporosis 2 Dementias 1 Malignancy 1 PUD 1 GERD 1 BPH	6 Pneumonias 1 Arrhythmia 2 UTIs	1 Intraoperative cardiac arrest	1 CAD 1 AF 1 Hypertension 1 Hyperlipidemia 1 MI 1 Diabetes 1 Hypothyroidism 1 CKD	5 Pneumonias 7 UTI 1 DVT 1 MI 2 Decubitus ulcers	0	1	8	6
Lim et al. [18]	8 1 Complication due to COVID-19	1 Asthma 1 Other lung disease 5 Cardiovascular diseases 3 Malignancies 2 Diabetics 3 Renal diseases 3 Dementia	Not reported	Not reported	5 Asthmas 6 COPDs 12 Other lung diseases 54 Cardiovascular diseases 30 Malignancies 14 Diabetics 19 Renal diseases 16 Dementias	Not reported	Not reported	Not reported	30.3	12
Pass et al. [19]	246 Not reported	Not reported	Not reported	Not reported	Not reported	Not reported	Not reported	Not reported	19.1	15.1
Sobti et al. [20]	8 Not reported	Not reported	Not reported	Not reported	Not reported	Not reported	Not reported	Not reported	Not reported	Not reported
Thakrar et al. [21]	5 4 Complications due to COVID-19	Not reported	Not reported	Not reported	Not reported	Not reported	Not reported	Not reported	Not reported	Not reported

(Continued on the next page)

Table 3. (Continued)

Study	COVID-19 (+)		COVID-19 (-)		Venous thromboembolism incidence		Mean hospital stay (day)	
	Primary cause of postoperative death	Underlying disease	Underlying disease	Complication	COVID-19 (+)	COVID-19 (-)	COVID-19 (+)	COVID-19 (-)
Wright et al. [22]	Not reported	Not reported	Not reported	Not reported	Not reported	Not reported	17	10
Zajonc et al. [23]	5 Complications due to COVID-19	Not reported	7 Cardiac decompensation with myocardial failures 2 PES 2 Pneumonias 1 MI 1 Sepsis 1 GI bleeding 1 Epileptic shock with aspiration 1 Hepatic failure	Not reported	0	2	15.6	11.5

COPD, chronic obstructive pulmonary disease; t-ICH, traumatic intracranial hemorrhage; IHD, ischemic heart disease; CKD, chronic kidney disease; AF, atrial fibrillation; NOF, neck of femur; AHF, acute heart failure; UTI, urinary tract infection; ARF, acute renal failure; PE, pulmonary embolism; MI, myocardial infarction; ARDS, acute respiratory distress syndrome; DVT, deep vein thrombosis; UGIB, upper gastrointestinal bleeding; SUO, sepsis of unknown origin; PUD, peptic ulcer disease; GERD, gastroesophageal reflux disease; BPH, benign prostatic hyperplasia; CAD, coronary artery disease; GI, gastrointestinal.

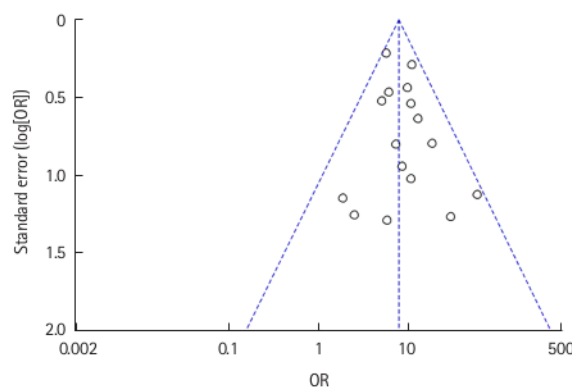


Fig. 2. No publication bias is visible in the funnel plot of the selected studies. This figure displays the qualitatively evaluated asymmetry findings from each study. OR, odds ratio.

pedic surgeries performed during and before the start of the COVID-19 pandemic and discovered that the numbers of surgeries performed did not significantly differ. Nonetheless, postoperative mortality increased significantly during the pandemic.

During the COVID-19 pandemic, 7,795 injuries were reported (Supplementary Table 3), with 15 cases (0.19%) not being treated surgically. According to Table 2 [9–24], we identified 6,996 COVID-19-negative patients (93.89%) and 456 COVID-19-positive patients (6.11%) among the 7,452 operative patients who underwent COVID-19 testing via polymerase chain reaction testing of a nasopharyngeal swab. Meanwhile, 134 COVID-19-positive patients (29.38%) died after surgery compared to 5.30% of the COVID-19-negative group, despite the small number of COVID-19-positive patients. The mortality rate of COVID-19-positive patients ranged from 14.28% to 50% among included studies.

Complications due to COVID-19 were most commonly reported as the primary cause of postoperative death among COVID-19-positive patients. The reported primary causes of postoperative death, complications, underlying disease, and mean hospital stay in both groups are shown in Table 3 [9–24]. Eight studies [11–15,19,20,22] did not report the cause of death in their research.

A total of 1,616 reported surgeries from seven studies [13,16–18,20–22] are shown in Supplementary Table 4. In contrast, nine studies [9–12,14,15,19,23,24] did not specify the surgeries performed in their studies. Only Lim et al. [18] reported the type of anesthesia used in both groups.

Fig. 2 depicts the qualitative analysis of each study's funnel plot to determine the degree of asymmetry. Egger regression test was calculated with  $P = 0.34$ . A funnel plot and Egger test showed no evidence of publication bias. As shown in Figs. 3–6 [9–24], we established a forest plot and subgroup analysis to illustrate the



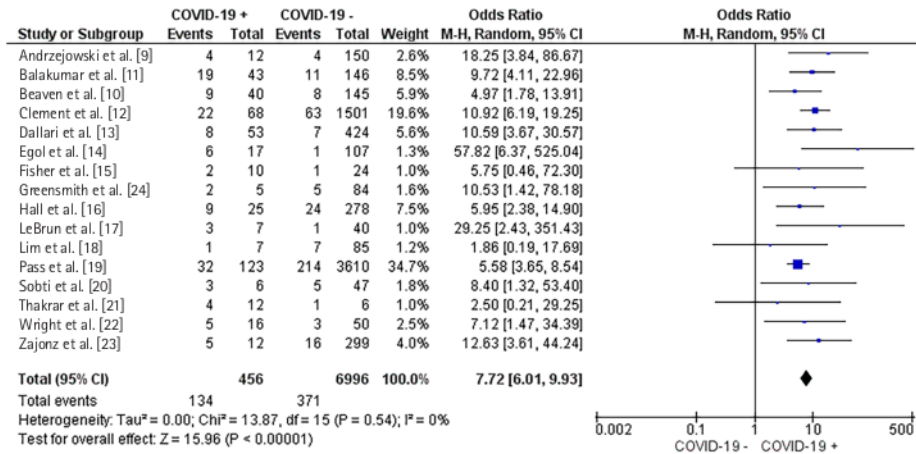


Fig. 3. Forest plot of all the articles included in this study. M-H, Mantel-Haenszel test; Random, random-effects model; CI, confidence interval.

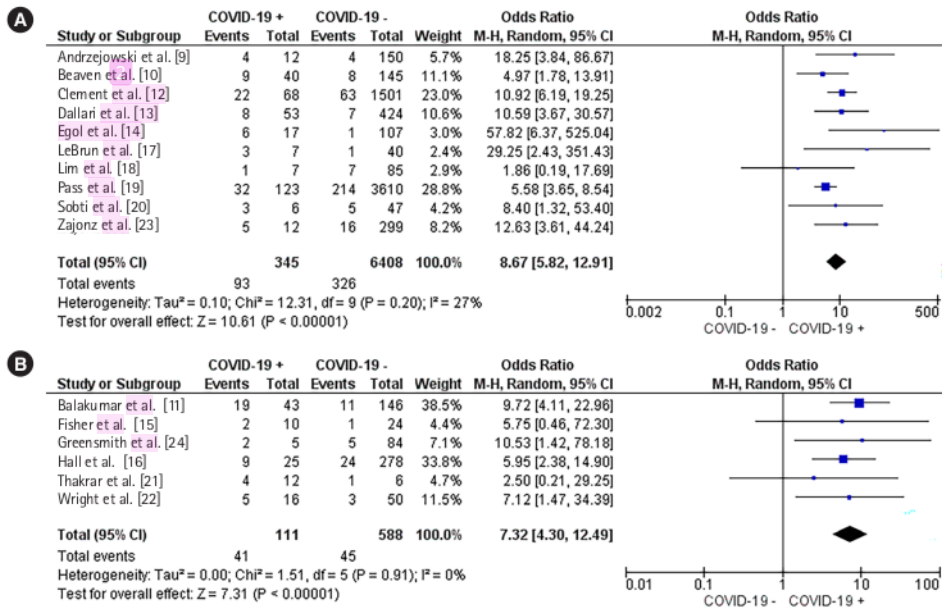


Fig. 4. Postoperative mortality of (A) during index hospitalization and (B) 30-day follow-up. M-H, Mantel-Haenszel test; Random, random-effects model; CI, confidence interval.

significance among all studies included in our meta-analysis. We analyzed the 16 trials and established a random-effects model, resulting in an overall OR of 7.72 (95% confidence interval [CI], 6.01–9.93;  $P < 0.001$ ;  $I^2 = 0\%$ ). The test for subgroup differences in Figs. 4 and 5 [9–24] indicated a statistically significant subgroup effect ( $P < 0.05$ ) for index hospitalization (OR, 8.67; 95% CI, 5.82–12.91), 30-day follow-up (OR, 7.32; 95% CI, 4.30–12.49), and in patients with a mean age of  $> 60$  years (OR, 7.75; 95% CI, 6.02–

9.97). Mortality in COVID-19-positive patients with a mean age of  $< 60$  years showed an increase in one study, but this increase was not statistically significant (OR, 5.75; 95% CI, 0.46–72.30;  $P = 0.18$ ). As shown in Fig. 6 [13–15,17,23], the incidence of venous thromboembolism (VTE) was increased among COVID-19-positive patients (OR, 4.08; 95% CI, 1.23–13.58). According to these findings, COVID-19 positivity might increase the mortality rate and occurrence of thromboembolism in patients undergoing orthopedic surgery.

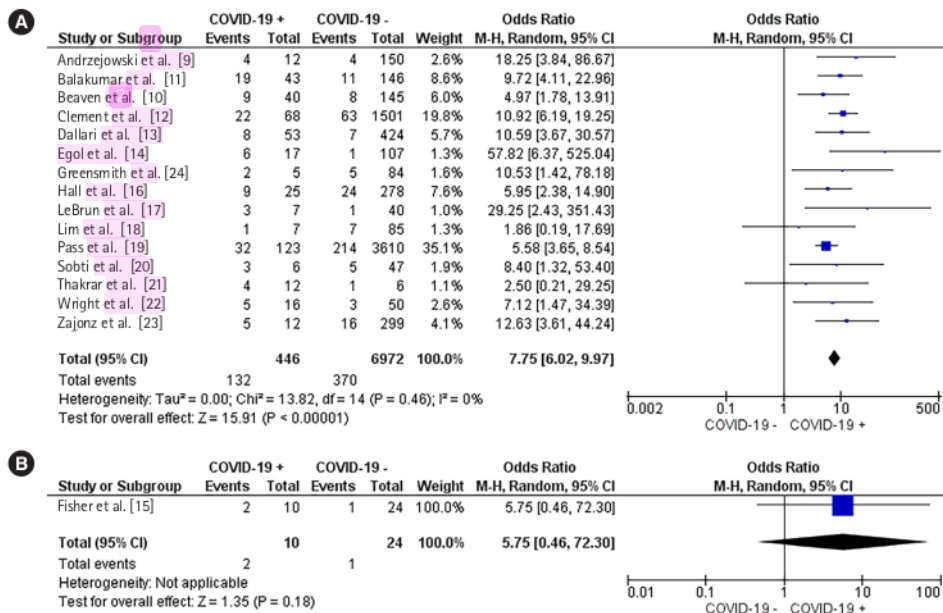


Fig. 5. Postoperative mortality in the patients with a mean age of (A) >60 years and (B) <60 years. M-H, Mantel-Haenszel test; Random, random-effects model; CI, confidence interval.

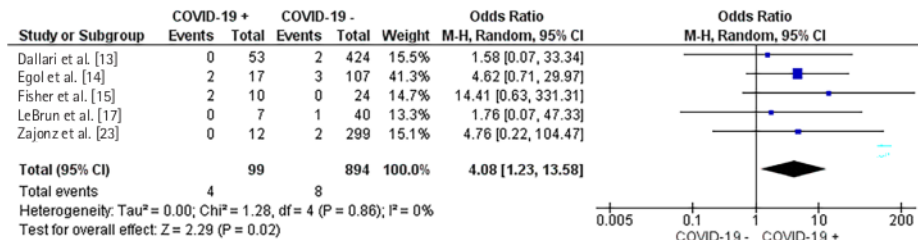


Fig. 6. Occurrence of venous thromboembolism in COVID-19–positive and COVID-19–negative groups. M-H, Mantel-Haenszel test; Random, random-effects model; CI, confidence interval.

## DISCUSSION

This systematic review and meta-analysis looked at the death rate among COVID-19–positive and COVID-19–negative trauma patients undergoing orthopedic surgery. Most of the participants in this study were > 60 years old. This finding is consistent with those of Atinga et al. [28], who found that geriatric trauma cases are increasing every year and now account for > 25% of all significant trauma cases in the United Kingdom. Aging is associated with progressive physiological changes that affect various systems. Elderly people respond to trauma in a physiologically different manner than other people. Physiological responses in the elderly might vary due to co-occurring diseases, premonitory frailty,

and prescribed drugs.

Previous research has linked hip fracture in the elderly to greater morbidity, a loss of autonomy in activities of daily living, a high rate of institutionalization, and mortality. Conservatively, mortality after hip fracture surgery is high in the first year, being approximately 30% of all cases [29–31]. In this study, 70 of the 134 patients with postoperative deaths among 456 COVID-19–positive patients who underwent orthopedic surgery had a hip or femur fracture.

According to Supplementary Table 4, the most commonly performed procedure in this study was hip arthroplasty. Haskel et al. [32] discovered that hip fracture volume in the elderly did not decrease during the lockdown period, even in areas severely af-

ected by COVID-19 outbreaks. Age, a large waist circumference, a lower skeletal muscle index, bone mass density, vitamin D level, physical function, nutritional status, and cognitive function are linked to hip fractures in the elderly [33,34].

VTE involves both pulmonary embolism and deep vein thrombosis, respectively, and occurs in 0.6% to 1.5% of patients undergoing total joint arthroplasty. The risk factors for VTE are described by Virchow triad, which are venous stasis, endothelial damage, and a hypercoagulable state. VTE is typically the result of the interaction of two or less causes. Venous stasis can occur both during and after surgery due to intraoperative immobilization. Prolonged immobility raises the possibility of VTE development [35].

Previous research found that COVID-19-positive patients had a higher mortality rate during hip and femur fracture surgery [36–39]. Surgery within 48 hours of hospital admission does not correlate with a lower mortality rate in COVID-19-positive patients [13]. As shown in Table 3 [9–24], the mean hospital stay length among COVID-19-positive patients undergoing hip and femur surgery was longer than that among COVID-19-negative patients. This result is in line with the study by Kayani et al. [37], which stated that hip surgery in COVID-19-positive patients was associated with a longer hospital stay, longer immobilization, more hospitalizations in the intensive care unit, an increased chance of peri-operative complications, and greater mortality rates. COVID-19-positive patients with a smoking history and multiple (>3) significant comorbidities have a higher risk of death. Identifying factors that contribute to a higher death rate may improve prognostic classification and interdisciplinary perioperative care.

This review has some limitations. The majority GRADE rating in Table 1 was low because the evidence came from observational studies. Inaccurate studies with smaller sample sizes of COVID-19-positive patients may be influenced by chance. Of the 16 studies, only nine provided information about the type of surgery performed, eight reported the primary cause of postoperative death, and just one provided information about the type of anesthesia used in both groups. All of the included studies were conducted prior to the availability of COVID-19 vaccines.

In conclusion, the postoperative mortality rate among COVID-19-positive patients was 7.72 times greater than that of COVID-19-negative patients. Identifying risk factors for increased mortality may improve prognostic classification and perioperative interdisciplinary management. The findings of this study should be considered by the larger orthopedic community when developing guidelines for treating orthopedic trauma in specific populations in the COVID-19 era.

## SUPPLEMENTARY MATERIALS

**Supplementary Table 1.** Joanna Briggs Institute risk of bias quality assessment for cohort studies

**Supplementary Table 2.** Joanna Briggs Institute risk of bias quality assessment for cross-sectional studies

**Supplementary Table 3.** Indications for orthopedic surgery during the COVID-19 pandemic

**Supplementary Table 4.** The reported surgery in this study

**Supplementary Material 1.** PRISMA (Preferred Reporting Items for Systematic reviews and Meta-Analyses) checklist.

Supplementary materials are available at <https://doi.org/10.15441/ceem.22.403>.

## ETHICS STATEMENT

Not applicable.

## CONFLICT OF INTEREST

No potential conflict of interest relevant to this article was reported.

## FUNDING

None.

## AUTHOR CONTRIBUTIONS

Conceptualization: HDP; Formal analysis: VH, RP; Methodology: all authors; Project administration: HDP; Writing—original draft: HDP; Writing—review & editing: all authors. All authors read and approved the final manuscript.

## ORCID

Husna Dharma Putera <https://orcid.org/0000-0002-5879-1242>

Valentina Halim <https://orcid.org/0000-0003-4699-4621>

Roselina Panghiyangani <https://orcid.org/0000-0002-6233-1978>

## REFERENCES

1. Kurozumi T, Minehara H, Kim JW, Oh CW, Miclau EE, Balogh ZJ. Orthopaedic trauma care during the early COVID-19 pandemic in the Asia-Pacific region. *OTA Int* 2021;4(1 Suppl):e119.
2. Pamungkas KM, Dewi PI, Dyatmika IK, Maharjana MA, Merigawa PF. The impact of the COVID-19 pandemic on trauma

- cases in the orthopedics and traumatology services: a systematic review. *J Kedokt Kesehat Indones* 2022;13:68–78.
3. Nunez JH, Sallent A, Lakhani K, et al. Impact of the COVID-19 pandemic on an emergency traumatology service: experience at a tertiary trauma centre in Spain. *Injury* 2020;51:1414–8.
  4. Haleem A, Javaid M, Vaishya R, Vaish A. Effects of COVID-19 pandemic in the field of orthopaedics. *J Clin Orthop Trauma* 2020;11:498–9.
  5. Simunovic N, Devereaux PJ, Sprague S, et al. Effect of early surgery after hip fracture on mortality and complications: systematic review and meta-analysis. *CMAJ* 2010;182:1609–16.
  6. Page MJ, McKenzie JE, Bossuyt PM, et al. The PRISMA 2020 statement: an updated guideline for reporting systematic reviews. *BMJ* 2021;372:n71.
  7. JBI. Critical appraisal tools for use in JBI systematic reviews: checklist for cohort studies [Internet]. JBI; 2020 [cited 2022 Sep 28]. Available from: <https://jbi.global/critical-appraisal-tools>
  8. JBI. Critical appraisal tools for use in JBI systematic reviews: checklist for analytical cross sectional studies [Internet]. JBI; 2020 [cited 2022 Sep 28]. Available from: <https://jbi.global/critical-appraisal-tools>
  9. Andrzejowski PA, Howard A, Vun JSH, et al. COVID-19: the first 30 days at a UK level 1 trauma centre and lessons learnt. *Cureus* 2020;12:e11547.
  10. Beaven A, Piper D, Plant C, Sharma A, Agrawal Y, Cooper G. Thirty-day mortality for proximal femoral fractures treated at a U.K. elective center with a site-streaming policy during the COVID-19 pandemic. *JB JS Open Access* 2021;6:e21.00009.
  11. Balakumar B, Nandra RS, Woffenden H, et al. Mortality risk of surgically managing orthopaedic trauma during the COVID-19 pandemic. *Bone Jt Open* 2021;2:330–6.
  12. Clement ND, Hall AJ, Makaram NS, et al. IMPACT-Restart: the influence of COVID-19 on postoperative mortality and risk factors associated with SARS-CoV-2 infection after orthopaedic and trauma surgery. *Bone Joint J* 2020;102-B:1774–81.
  13. Dallari D, Zagra L, Cimatti P, et al. Early mortality in hip fracture patients admitted during first wave of the COVID-19 pandemic in Northern Italy: a multicentre study. *J Orthop Traumatol* 2021;22:15.
  14. Egol KA, Konda SR, Bird ML, et al. Increased mortality and major complications in hip fracture care during the COVID-19 pandemic: a New York City perspective. *J Orthop Trauma* 2020;34:395–402.
  15. Fisher ND, Bi AS, Aggarwal V, Leucht P, Tejwani NC, McLaurin TM. A Level 1 Trauma Center's response to the COVID-19 pandemic in New York City: a qualitative and quantitative story. *Eur J Orthop Surg Traumatol* 2021;31:1451–6.
  16. Hall AJ, Clement ND, Farrow L, et al. IMPACT-Scot report on COVID-19 and hip fractures. *Bone Joint J* 2020;102-B:1219–28.
  17. LeBrun DG, Konaris MA, Ghahramani GC, et al. Hip fracture outcomes during the COVID-19 pandemic: early results from New York. *J Orthop Trauma* 2020;34:403–10.
  18. Lim JA, Thahir A, Amar Korde V, Krkovic M. The impact of COVID-19 on neck of femur fracture care: a major trauma centre experience, United Kingdom. *Arch Bone Jt Surg* 2021;9:453–60.
  19. Pass B, Vajna E, Knauf T, et al. COVID-19 and proximal femur fracture in older adults: a lethal combination? An analysis of the registry for geriatric trauma (ATR-DGU). *J Am Med Dir Assoc* 2022;23:576–80.
  20. Sobti A, Memon K, Bhaskar RR, Unnithan A, Khaleel A. Outcome of trauma and orthopaedic surgery at a UK District General Hospital during the COVID-19 pandemic. *J Clin Orthop Trauma* 2020;11(Suppl 4):S442–5.
  21. Thakrar A, Chui K, Kapoor A, Hambidge J. Thirty-day mortality rate of patients with hip fractures during the COVID-19 pandemic: a single centre prospective study in the United Kingdom. *J Orthop Trauma* 2020;34:e325–9.
  22. Wright EV, Musbahi O, Singh A, Somashekar N, Huber CP, Wiik AV. Increased perioperative mortality for femoral neck fractures in patients with coronavirus disease 2019 (COVID-19): experience from the United Kingdom during the first wave of the pandemic. *Patient Saf Surg* 2021;15:8.
  23. Zajonc D, Vaitl P, Edel M, et al. Effects of SARS-CoV-2 infections on inpatient mortality of geriatric patients after proximal femoral fracture surgery. *Orthopadie (Heidelb)* 2022;51:573–9.
  24. Greensmith TS, Faulkner AC, Davies PS, et al. Hip fracture care during the 2020 COVID-19 first-wave: a review of the outcomes of hip fracture patients at a Scottish Major Trauma Centre. *Surgeon* 2021;19:e318–24.
  25. Egger M, Davey Smith G, Schneider M, Minder C. Bias in meta-analysis detected by a simple, graphical test. *BMJ* 1997;315:629–34.
  26. Schunemann H, Brozek J, Guyatt G, Oxman A, editors. GRADE handbook for grading quality of evidence and strength of recommendations [Internet]. The GRADE Working Group; 2013 [cited 2022 Sep 28]. Available from: <https://guidelinedevelopment.org/handbook>
  27. GRADEpro GDT: GRADEpro guideline development tool [software]. McMaster University and Evidence Prime; 2022. Avail-

- able from: <https://www.gradepr.org>
28. Atinga A, Shekkeris A, Fertleman M, Batrick N, Kashef E, Dick E. Trauma in the elderly patient. *Br J Radiol* 2018;91:1087.
  29. Civinini R, Paoli T, Cianferotti L, et al. Functional outcomes and mortality in geriatric and fragility hip fractures: results of an integrated, multidisciplinary model experienced by the "Florence hip fracture unit". *Int Orthop* 2019;43:187–92.
  30. Mariconda M, Costa GG, Cerbasi S, et al. The determinants of mortality and morbidity during the year following fracture of the hip: a prospective study. *Bone Joint J* 2015;97-B:383–90.
  31. Downey C, Kelly M, Quinlan JF. Changing trends in the mortality rate at 1-year post hip fracture: a systematic review. *World J Orthop* 2019;10:166–75.
  32. Haskel JD, Lin CC, Kaplan DJ, et al. Hip fracture volume does not change at a New York City level 1 trauma center during a period of social distancing. *Geriatr Orthop Surg Rehabil* 2020; 11:2151459320972674.
  33. Liu LK, Lee WJ, Chen LY, et al. Association between frailty, osteoporosis, falls and hip fractures among community-dwelling people aged 50 years and older in Taiwan: results from the Lan Longitudinal Aging Study. *PLoS One* 2015;10:e0136968.
  34. Steingrimsdottir L, Halldorsson TI, Siggeirsdottir K, et al. Hip fractures and bone mineral density in the elderly: importance of serum 25-hydroxyvitamin D. *PLoS One* 2014;9:e91122.
  35. Santana DC, Emara AK, Orr MN, et al. An update on venous thromboembolism rates and prophylaxis in hip and knee arthroplasty in 2020. *Medicina (Kaunas)* 2020;56:416.
  36. Freitas T, Ibrahim A, Lourenco A, Chen-Xu J. Mortality in COVID-19 patients after proximal femur fracture surgery: a systematic review and meta-analysis. *Hip Int* 2023;33:762–70.
  37. Kayani B, Onochie E, Patil V, et al. The effects of COVID-19 on perioperative morbidity and mortality in patients with hip fractures. *Bone Joint J* 2020;102-B:1136–45.
  38. Levitt EB, Patch DA, Mabry S, et al. Association between COVID-19 and mortality in hip fracture surgery in the National COVID Cohort Collaborative (N3C): a retrospective cohort study. *J Am Acad Orthop Surg Glob Res Rev* 2022;6:e21.00282.
  39. Wang KC, Xiao R, Cheung ZB, Barbera JP, Forsh DA. Early mortality after hip fracture surgery in COVID-19 patients: a systematic review and meta-analysis. *J Orthop* 2020;22:584–91.

# T - The impact of COVID-19 on mortality in trauma patients undergoing orthopedic surgery a systematic review and meta-analysis

## ORIGINALITY REPORT

9%

SIMILARITY INDEX

8%

INTERNET SOURCES

6%

PUBLICATIONS

%

STUDENT PAPERS

## PRIMARY SOURCES

1

[doaj.org](https://doaj.org)

Internet Source

6%

2

Fateme Mirzaee, Bahareh Ahmadinejad, Alireza Jalali, Amir Farahanchi Baradaran. "The Prevalence and Mortality in COVID-19 Positive Patients with Hip Fracture: a Case-Series and Literature Review", Archives of Anesthesia and Critical Care, 2023

Publication

2%

3

[air.uniud.it](https://air.uniud.it)

Internet Source

2%

Exclude quotes On

Exclude matches < 2%

Exclude bibliography On