

Turnitin Chek - IJERE - Rizky Amelia

by Rizky Amelia

Submission date: 19-Mar-2023 08:51PM (UTC-0500)

Submission ID: 2041104217

File name: Turnitin_chek-Revision-26619-53542-1-RV.docx (511.21K)

Word count: 7251

Character count: 41987

Student's acceptance of the Nearpod application: An investigation in elementary school

Rizky Amelia^{1,2}, Zamzani³, Ali Mustadi², Ahmad Suriansyah¹, Aslamiah¹

¹Department of Elementary School Teacher Education, Universitas Lambung Mangkurat, Banjarmasin, Indonesia

²Department of Primary Education, Universitas Negeri Yogyakarta, Yogyakarta, Indonesia

³Department of Indonesian Language Education, Universitas Negeri Yogyakarta, Yogyakarta, Indonesia

Article Info

Article history:

Received mm dd, yyyy

Revised mm dd, yyyy

Accepted mm dd, yyyy

Keywords:

Digital learning,
Nearpod application,
Student's acceptance,
UTAUT2 model.

ABSTRACT

The use of technology can increase teacher innovation in carrying out mass learning. Innovations that can standardize in terms of media use or digital supporting devices that reduce the learning barrier and help students succeed. One of the components of multimedia-based learning media is the Nearpod application. This research aims to ascertain the purpose and behavior of primary school pupils utilizing the Nearpod application via an extension of the UTAUT2 model. The researchers employed a quantitative research method by distributing questionnaires to 217 students at SDN 004 Tanjung Teb, Berau Regency, East Kalimantan, Indonesia. Data from this study were analyzed using Partial Least Square Structural Equation Modeling (PLS-SEM). The findings revealed that behavioral intention (BI) is significantly positively influenced by hedonic motivation (HM), Habit (H), and habitual behavior (HB). In addition, Habit (H) also has a significant positive effect on Behavior (UB). It can conclude this study can explain that the adoption of technology in the elementary school environment has different causal factors.

3

This is an open access article under the CC BY-SA license.



Corresponding Author:

Rizky Amelia

Department of Primary Education Program, Faculty of Education and Psychology

Universitas Negeri Yogyakarta

Colombo Street No.1 Yogyakarta, 55281, Yogyakarta, Indonesia

Email: rizkyamelia.2020@student.uny.ac.id

1. INTRODUCTION

The 21st-century technological era is an era that makes it easier for humans to interact with each other. Humans can engage and communicate through sophisticated devices that are developing today [1]. These devices such as laptops, smartphones, and computers are connected to the internet network and further can connect people worldwide. Thus, the condition of technological era of the 21st century has its opportunities and challenges [2], [3]. One of the opportunities and challenges experienced in the advancement of 21st-century technology is related to the field of education [4], opportunities related to teaching and learning innovation as well as opportunities and innovations in learning assessment [5]. The contribution of technological advances in the 4.0 era and society 5.0 is challenging for teachers, especially in learning by integrating technological skills. Teachers must be able to get to know technology, apply technology, and develop learning products that integrate technology [6], [7]. These three things can be one of the keys to successful learning in the 21st century.

The use of technology can massively increase teacher innovation in carrying out learning [8]. Innovations that can be standardized, for example, in media use or digital supporting devices, make it easier for students to comprehend the material. Teachers can develop android-based media, digital multimedia, or the development of presentation materials from power points and prezi [9], [10]. Teachers can innovate learning through digital games. Teachers will maximize technological potential if they are able to employ them wisely and optimally. Digitally packaged instructional resources facilitate student learning, increase activities, and

have implications for student motivation. Innovative teaching materials are also able to increase the creativity of teachers and students in the classroom [11], students are not easily bored [12], train student independence [13], tend to utilize their gadgets in a more helpful direction [14], and boost technological skills [15].

In education, the influence of the Covid-19 epidemic has been felt, one of which is the use of technological devices and digital learning as a form of adaptation to online learning [16]. Elementary schools have adopted and adapted new learning habits by integrating technology into learning ⁶olistically. Teachers can utilize digital technology optimally through digital literacy of synchronous virtual ⁶face-to-face learning, asynchronous learning, and blended learning [17], [18]. The results of the field observations showed that, on average, 80-90% found that elementary school students learning independence are still deficient, because students still need a lot of guidance [19]. Furthermore, the pandemic period affected an average of 80% of their learning motivation because learning did not contribute to the heterogeneity of students' modalities or learning ⁴⁰styles [20]. The use of online education is also able to accommodate a person's learning style, even able to accommodate a variety of different learning styles [21]. The presence of digital facilities with various features and advantages can provide freedom to students or users to learn according to their wishes [22]. Using online learning as a form of digitization in learning can improve learning strategies carried out by teachers [23]. In addition, teachers and students are also required to be better prepared for learning skills in the 21st-century era [24].

One of the facts in primary education is that teachers have limited knowledge in developing learning tools, especially digital teaching materials. Teachers are not used to using digital teaching materials and have never even developed teaching materials that are packaged digitally to make it easier to carry out online learning [25], [26]. Teachers ⁴⁷at the primary school level do not yet fully have the skills to use technology in teaching. That is due to the transformation of face-to-face learning towards virtual learning, so teachers need to adapt again to learning methods that are tailored to their needs [27].

In addition, various factors can encourage students' interest in the learning process in the classroom including complex material when learned, boring learning styles, and unpleasant learning media [28]. A lack of interest in learning can result in a person's interest in a particular subject, and it can even reduce attitudes of rejection toward teachers [29]. Teaching materials that are still glued only to books whose presentation of the material is dense, the appearance is unattractive, the number of questions and the tasks given by the teacher cause students to be saturated in learning [30]. Student satisfaction is a positive behavior over the facilities of the learning and teaching system implemented by the teacher. There needs to be a similarity between what is expected and the reality it receives. The students will feel satisfied if the accepted teaching and learning mechanism facilities are exactly what the students desire. If the service received is unsuitable, students will not utilize it [31].

Media can assist the educational process and facilitate students to easily understand the learning [32]. Learning media have their characteristics according to their functions. These characteristics can be classified into several types. Various learning media are classified into four parts: (1) audio media is media in the form of sound presentation, such as radio or sound recordings; ⁴⁶visual media is a medium related to eye function, such as describing various images related to the material; (3) audio-visual media, namely media that combines elements of sound and image in one unit; (4) and multimedia, i.e., media that relates all human senses such as three-dimensional models [33]. One of the components of multimedia-based learning media is the Nearpod application [34].

Nearpod application learning media is a tool teachers can use to teach science subject content and other subject contents [35]. Nearpod is an online educational tool that serves and manages interactions while regulating learning knowledge [36]. One of the particular uses of the Nearpod application is to support the activeness of students learning more actively in class in teaching and learning sessions with various features provided by Nearpod to involve students in a class [34]. Therefore, Nearpod can be a solution to increasing student interaction and participating directly and supporting teaching materials that can be accessed using smartphones, tablets, and laptops [37]. Another study suggests that digital ²technology in learning is fun and attracts students, thus fostering attitudes and interests in using technology in the learning process [38].

This study experimented to determine the intention and behavior of using the Nearpod application from elementary school students in Indonesia using an extension of the UTAUT model. One of Venkatesh's most recent technology acceptance models is UTAUT [39]. Eight of the most popular ideas on how technology is accepted are combined into one concept called UTAUT. The UTAUT model explains how users ¹⁸ive when using technology [40]. This model synthesizes eight previously existing practical concepts. Effort Expectancy (EE), Social Impact (SI), ⁶⁰Facilitating Conditions (FC), and Performance Expectancy (PE) are the main constructs that influence user behavior (UB) and behavioral intention (BI) of information technology [41]. The UTAUT model was chosen as the primary research model. It is considered a theory of technological acceptance that has been update, relevant, and well-developed by the present researchers because it combines previously recognized theories of technical approval [42]. Then, Venkatesh also developed the UTAUT method

under the name UTAUT2. The extension of this study is a UTAUT2-based model coupled with two new factors, namely the Nearpod Design and Parental Assistance factors. These two factors are added to understand user behavior based on the characteristics of elementary students.

This study intends to carry out an identification process related to factors that affect student acceptance of Nearpod applications in elementary school students. This study proposes a UTAUT2-based extension model. Price Value was not listed because the Nearpod application used was free. In addition, moderation factors were also not considered in this study because this study only aimed to find out the factors that determine user acceptance. The hypotheses of the study are given below.

- H1. Performance Expectation (PE) strongly influences Behavioral Intention (BI) favorably.
- H2. E-learning (Nearpod) Design (ED) has a substantial beneficial influence on Behavioral Intention (BI).
- H3. Effort Expectancy (EF) strongly influences Behavioral Intention (BI) favorably.
- H4. Habit (H) has a substantial, positive influence on Behavioral Intention (BI).
- H5. Social Influence (SI) significantly positively affects Behavioral Intention (BI).
- H6. Hedonic Motivation (HM) significantly positively affects Behavioral Intention (BI).
- H7. Parental Assistance (PA) significantly beneficial effects Behavioral Intention (BI).
- H8. Facilitating Conditions (FC) significantly beneficially affect Behavioral Intention (BI).
- H9. Behavioral Intention (BI) considerably influences Use Behavior (UB).
- H10. Facilitating Conditions (FC) alter Use Behavior (UB) in a considerably beneficial way.
- H11. Habit (H) considerably influences Use Behavior (UB) favorably.
- H12. Parental Assistance (PA) has a substantial, favorable effect on Use Behavior (UB).

2. METHOD

2.1 Questionnaire Design

This study applied a quantitative method with online surveys. The questionnaire built into the study consisted of two parts. In the first part of the test, participants were asked basic personal details like their names, ages, genders, and educational backgrounds. The questionnaire included 37 items on the Lickert scale. These 37 items are a compilation of previous UTAUT2 research questions and some research related to parental support in education and Nearpod application design for students. References to questionnaire items are listed in Table 1. From the collection of questionnaire items, 37 indicators or questionnaire items were obtained that were used in the study.

Table 1. Questionnaire Item Reference

Questionnaire Items	Reference
1 Behavioral Intention (BI)	[43]
2 Use Behavior (UB)	[41]
3 Performance Expectancy (PE)	[39], [43], [44]
4 Social Influence (SI)	[43]
5 E-learning Design (ED)	[35], [45]
6 Facilitating Condition (FC)	[39], [43]
7 Parental Assistance (PA)	[46], [47]
8 Effort Expectancy (EE)	[48]
9 Habit (H)	[49]
10 Hedonic Motivation (HM)	[50]

2.2 Data Collection

Data collection in this study used SDN 004 Tanjung Redeb, Berau Regency, East Kalimantan, as the case study's target. The respondents were elementary school students of SDN 004 Tanjung Redeb consisting of students in grades 1 – 6 of elementary school. SDN 004 Tanjung Redeb was chosen as a study participant because this school implemented the Nearpod application as a learning medium during the Covid-19. Questionnaires to collect the data of this study were distributed offline with the help of the teachers.

2.3 Data Analysis Techniques

Partial Least Square Structural Equation Modeling (PLS-SEM) was the method of data analysis employed in this research. The statistical modeling method known as structural equation modeling, or SEM, has universal and linear features [51]. Included in SEM include factor analysis, regression, and path analysis. One of the models of SEM is PLS-SEM. The researchers used the PLS-SEM method since it is more suitable for predicting key constructs and validating an extension of a pre-existing theory [52]. In

PLS-SEM, the model is divided into outer and inner models. The internal model, or structural model, is a part that serves to display the relationship between constructions or factors to be evaluated. The outer or measurement model assesses the relationship between indicator variables and related constructions [53]. It was carried out in 3 stages to test the outer model, namely, the evaluation of loading factor values, convergent validity, and construct reliability. Meanwhile, the assessment of the inner model was carried out by conducting a coefficient of determination test.

3 RESULTS AND DISCUSSION

After collecting data using an online questionnaire that was open for one month, this study found 217 respondents who were considered valid. The profiles of the respondents are in Table 2.

Table 2. Respondent Profile

Category	Information	Sum	Percentage
Grade	1	20	9.22%
	2	18	8.29%
	3	31	14.29%
	4	33	15.21%
	5	60	27.65%
	6	55	25.35%
Gender	Male	102	47%
	Female	115	53%
Age (years)	6	5	2.30%
	7	16	7.37%
	8	15	6.91%
	9	31	14.29%
	10	36	16.59%
	11	65	29.95%
	12	45	20.74%
	13	4	1.84%

This study employed the PLS-SEM method to analyze the data obtained with the help of the SmartPLS 3 application. The researchers chose this method because PLS-SEM is more suitable for predicting critical constructions and validating an existing model extension. The analysis process was carried out through three stages: testing the model's reliability and validity, measuring the Coefficient of Determination (R²), and testing hypotheses.

3.1 Reliability and Validity Testing

The first step to measuring a model's reliability and validity was to measure each indicator's loading factor. An indicator must have a loading factor greater than 0.5 to be considered valid. Indicators with a loading factor of <0.5 should be discarded [54]. The test results of the model's loading factor value are listed in Table 3.

Table 3. Evaluation of Loading Factor Value

Indicators	Loading Factor	Results	Indicators	Loading Factor	Results
Behavioral Intention 1 (BI1)	0.832	✓	Effort Expectancy 2 (EE2)	0.739	✓
Behavioral Intention 2 (BI2)	0.768	✓	Effort Expectancy 3 (EE3)	0.672	✓
Behavioral Intention 3 (BI3)	0.745	✓	E-learning Design 1 (ED1)	0.881	✓
Behavioral Intention 4 (BI4)	0.869	✓	E-learning Design 2 (ED2)	0.853	✓
Performance Expectancy 1 (PE1)	0.645	✓	E-learning Design 3 (ED3)	0.664	✓
Performance Expectancy 2 (PE2)	0.836	✓	E-learning Design 4 (ED4)	0.492	X
Performance Expectancy 3 (PE3)	0.749	✓	E-learning Design 5 (ED5)	0.827	✓
Performance Expectancy 4 (PE4)	0.806	✓	Habit 1 (H1)	0.661	✓
Use Behavior 1 (UB1)	0.896	✓	Habit 2 (H2)	0.769	✓
Use Behavior 2 (UB2)	0.65	✓	Habit 3 (H3)	0.774	✓
Use Behavior 3 (UB3)	0.687	✓	Habit 4 (H4)	0.828	✓
Facilitating Condition 1 (FC1)	0.7	✓	Parental Assistance 1 (PA1)	0.782	✓
Facilitating Condition 2 (FC2)	0.654	✓	Parental Assistance 2 (PA2)	0.753	✓
Facilitating Condition 3 (FC3)	0.694	✓	Parental Assistance 3 (PA3)	0.706	✓
Facilitating Condition 4 (FC4)	0.638	✓	Parental Assistance 4 (PA4)	0.754	✓
Hedonic Motivation 1 (HM1)	0.893	✓	Parental Assistance 5 (PA5)	0.427	X
Hedonic Motivation 2 (HM2)	0.89	✓	Social Influence 1 (SI1)	0.813	✓

Hedonic Motivation 3 (HM3)	0.888	√	Social Influence 2 (SI2)	0.873	√
Effort Expectancy 1 (EE1)	0.741	√			

Information: Valid (√) and Invalid (X)

Table 3 shows that out of 37 indicators, two are considered invalid because they have a loading factor value less than 0.5, namely the ED4 indicator with an extreme loading value of 0.492 and PA5 with an extreme loading value of 0.427. According to the assessment criteria of the PLS-SEM method, indicators considered invalid should be omitted from the model because they could not measure the constructs or latent associated variables [53]. The elimination of indicators was continued by re-estimation. The results of retesting the loading factor of the model are in Table 4.

Table 4. Results of Re-estimating the Value of the Loading Factor

Indicators	Loading Factor	Results	Indicators	Loading Factor	Results
Behavioral Intention 1 (BI1)	0.832	√	Effort Expectancy 2 (EE2)	0.739	√
Behavioral Intention 2 (BI2)	0.768	√	Effort Expectancy 3 (EE3)	0.672	√
Behavioral Intention 3 (BI3)	0.745	√	E-learning Design 1 (ED1)	0.881	√
Behavioral Intention 4 (BI4)	0.869	√	E-learning Design 2 (ED2)	0.853	√
Performance Expectancy 1 (PE1)	0.645	√	E-learning Design 3 (ED3)	0.664	√
Performance Expectancy 2 (PE2)	0.836	√	E-learning Design 5 (ED5)	0.827	√
Performance Expectancy 3 (PE3)	0.749	√	Habit 1 (H1)	0.661	√
Performance Expectancy 4 (PE4)	0.806	√	Habit 2 (H2)	0.769	√
Use Behavior 1 (UB1)	0.896	√	Habit 3 (H3)	0.774	√
Use Behavior 2 (UB2)	0.65	√	Habit 4 (H4)	0.828	√
Use Behavior 3 (UB3)	0.687	√	Parental Assistance 1 (PA1)	0.782	√
Facilitating Condition 1 (FC1)	0.7	√	Parental Assistance 2 (PA2)	0.753	√
Facilitating Condition 2 (FC2)	0.654	√	Parental Assistance 3 (PA3)	0.706	√
Facilitating Condition 3 (FC3)	0.694	√	Parental Assistance 4 (PA4)	0.754	√
Facilitating Condition 4 (FC4)	0.638	√	Social Influence 1 (SI1)	0.813	√
Hedonic Motivation 1 (HM1)	0.893	√	Social Influence 2 (SI2)	0.873	√
Hedonic Motivation 2 (HM2)	0.89	√			
Hedonic Motivation 3 (HM3)	0.888	√			
Effort Expectancy 1 (EE1)	0.741	√			

Information: Valid (√) and Invalid (X)

After 35 indicators have loading factor values that are considered valid, the next step in testing validity and reliability was to test the construct reliability of the model. The matrix used in construct reliability testing is the composite reliability value. The combined reliability value is considered to meet the criteria is ≥ 0.7 because it indicates that the construct has reliable reliability [54]. The results of the composite reliability test of the model are in Table 5.

Table 5. Composite Reliability Value

No	Constructs	Composite Reliability	Information
1	Behavioral Intention (BI)	0.88	Reliable
2	Use Behavior (UB)	0.792	Reliable
3	Performance Expectancy (PE)	0.846	Reliable
4	Social Influence (SI)	0.831	Reliable
5	E-learning Design (ED)	0.885	Reliable
6	Facilitating Condition (FC)	0.767	Reliable
7	Habit (H)	0.845	Reliable
8	Parental Assistance (PA)	0.84	Reliable
9	Effort Expectancy (EE)	0.761	Reliable
10	Hedonic Motivation (HM)	0.92	Reliable

From Table 5, the composite reliability test results show that each construct has a combined reliability value of more than 0.7, so all constructs in this study are reliable. The next step was to perform convergent validity testing. Convergent validity is a quantity by which the convergent construct is to explain the variance of its items. The metric used is Average Variance Extracted (AVE). AVE that is considered valid is 0.5 or greater [55]. The AVE test results obtained in this study are in Table 6.

Table 6. AVE value

No	Constructs	AVE
1	Behavioral Intention (BI)	0.648
2	Use Behavior (UB)	0.565
3	Performance Expectancy (PE)	0.582

4	Social Influence (SI)	0.712
5	E-learning Design (ED)	0.661
6	Facilitating Condition (FC)	0.451
7	Habit (H)	0.578
8	Parental Assistance (PA)	0.567
9	Effort Expectancy (EE)	0.515
10	Hedonic Motivation (HM)	0.792

Table 6 shows that this study's 9 out of 10 constructs have an AVE value of more than 0.5. One construct has an AVE value less than the recommended value, namely the Facilitating Conditions (FC) construct, with an AVE value of 0.451. Based on the principle of the PLS-SEM method, to correct the AVE value that is less than the minimum value, the researchers should remove one indicator on the construct with the lowest loading factor value [55]. Based on Table 6, the FC construct indicator with the lowest loading factor value is the FC4 indicator, so the researchers must remove it and re-estimate it. The re-estimation results of the composite reliability and AVE values are found in Table 7.

Table 7. Composite Reliability and AVE Re-estimation Results

No	Constructs	Composite Reliability	AVE
1	Behavioral Intention (BI)	0.88	0.648
2	Use Behavior (UB)	0.792	0.561
3	Performance Expectancy (PE)	0.846	0.582
4	Social Influence (SI)	0.831	0.712
5	E-learning Design (ED)	0.885	0.661
6	Facilitating Condition (FC)	0.767	0.535
7	Habit (H)	0.845	0.578
8	Parental Assistance (PA)	0.84	0.567
9	Effort Expectancy (EE)	0.761	0.515
10	Hedonic Motivation (HM)	0.92	0.792

Table 7 shows data showing that each construct's composite reliability and AVE values exceeded the specified minimum values of 0.7 and 0.5, respectively. Thus, the model is declared to meet the criteria for testing validity and reliability.

3.2 Coefficient of Determination (R^2)

The coefficient of determination is the proportion of variation in the predictable dependent variable caused by the independent variable (R^2). Figure 4 shows that the R^2 values for the two dependent variables, Behavioral Intention and Use Behavior, are 0.682 and 0.269, respectively. In other words, 68.2% of the differences in behavioral intentions could be explained by eight latent variables: social influence, performance expectation, facilitating conditions, hedonic motivation, effort expectation, habit, Nearpod design application, and parental assistance. Meanwhile, four variables, namely Parental Assistance, Facilitating Condition, Behavioral Intention, and Habit, can explain 26.9% of the variance in Use Behavior.

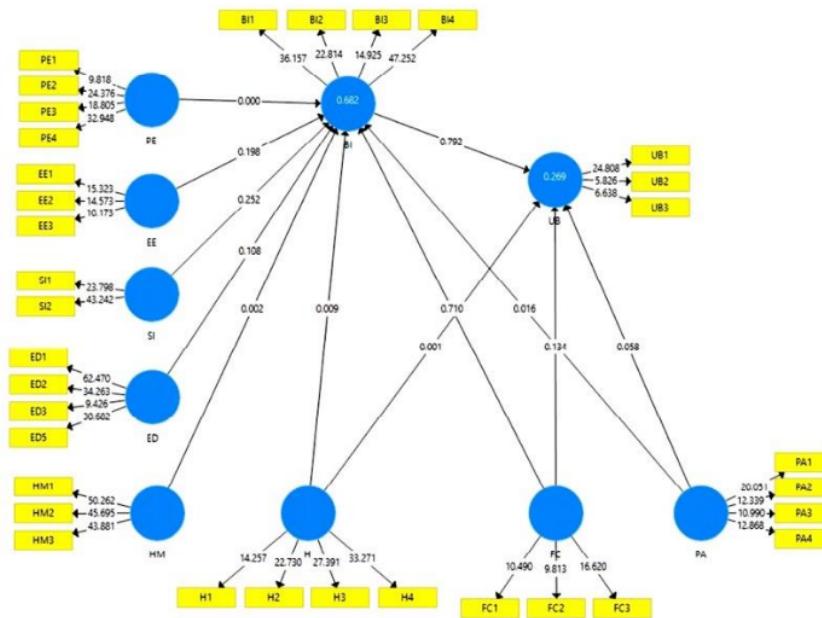


Figure 1. Model Evaluation Results

3.3 Hypothesis Test

This study used t-test analysis for the hypothesis testing process. The Bootstrap process was carried out with the help of the SmartPLS application by forming a double-sided test with a significance level of 5% and 1000 subsamples. A hypothesis is accepted if it has a t-test value greater than 1.96 and a p-value smaller than 0.1 [55]. The results of the hypothesis testing of this study are shown in Table 8.

Table 8. Hypothesis Testing Results

Hypothesis	Variables	t-value	p-value	Result
H1	PE → BI	3.706	0	Significant
H2	ED → BI	1.607	0.108	Insignificant
H3	EE → BI	1.288	0.198	Insignificant
H4	H → BI	2.62	0.009	Significant
H5	SI → BI	1.145	0.252	Insignificant
H6	HM → BI	3.154	0.002	Significant
H7	PA → UB	1.895	0.058	Significant
H8	FC → BI	0.372	0.71	Insignificant
H9	BI → UB	0.263	0.792	Insignificant
H10	FC → UB	1.499	0.134	Insignificant
H11	H → UB	3.266	0.001	Significant
H12	PA → BI	2.409	0.016	Significant

Table 8 shows that for hypotheses H1, H4, H6, H11, and H12, there is a strong positive correlation between variables associated with each hypothesis. Each of the hypotheses has a t-value of less than 1.96 and a p-value of less than 0.05. It indicates that there is a positive and statistically significant association between two variables in each hypothesis. Hence, consistent with the findings of [44], [56]–[58], the influence of Behavioral Intention and Habit has a considerable beneficial effect on Use Behavior.

Performance expectation (PE) test findings on the behavior or intention to use (BI) variable produce a coefficient of 0 and a t-value of 3.706. This test demonstrates that there is a positive relationship between performance expectation and behavior intention to use. The results show that the variable performance expectations affect what students want to do when they use the Nearpod app [59]. The respondents considered that using the Nearpod application could help them improve their performance/achievement in learning. The students also recognized the ease and speed of completing school assignments, increasing their intention to use the Nearpod application [60].

The results of testing **Hedonic motivation (HM)** on students' behavior **intention to use (BI)** in using the Nearpod application prove that there is a positive influence between the influence of **hedonic motivation (HM)** on behavior **intention to use (BI)**. In this study, it is known that HM is the pleasure users get from a system or technology [58]. The findings demonstrate that hedonic motivation plays no role in determining users' intent to use the Nearpod app. This study is consistent with the findings of Putra et al. [61] that hedonic motivation, or the joy of utilizing technology, influences the intention of users to use the Nearpod application. Table 8 reveals a substantial positive association between Parental Assistance and Behavioral Intention for the Parental Assistance variable, but no important positive link between Parental Assistance and Usage Behavior. It indicates that the more intense parental assistance when students learn with the Nearpod application, the more students' desire to use the Nearpod application increases.

It shows **significant** relationship between the variables in each hypothesis for **H2, H3, H5, H7, H8, H9, and H10**. The results of the **Effort expectancy (EE)** test on students' behavior **intention to use (BI)** in using the Nearpod application prove a coefficient of $0.198 < t\text{-count}$, which implies that **effort expectancy** has **no significant effect on the intention to use the Nearpod application**. In this study, it is known that EE is the level of ease felt by an individual related to the use of the system [58]. This study is consistent with the results, which show no positive effect between EE and BI [34]. The end result is brought about as a consequence of student perceptions that are more focused on usability in the context of learning [34]. The students no longer think that the Nearpod application used by schools is a complex system that is easy to learn. That does not affect the intensity of students in using the system.

The results of **social influence (SI)** testing on students' **behavior intention** to use (BI) in the Nearpod application prove no positive influence. It demonstrates that social influence variables do not influence the level of user intention in using the Nearpod application. This hypothesis can occur because using the Nearpod application for students of SDN 004 Tanjung Redeb Berau Regency is mandatory, so Social Influence is not a factor influencing students' intentions to use the Nearpod application. In this study, it is known that **social influence is the extent to which a person believes that other people** can influence other people to use the new system [58]. Research Buttrey reveals that social influence positively affects user intentions [62]. The respondents felt that the social environment around them, such as friends and family, did not affect their interest in using Nearpod application.

H2, H3, H5, H7, H8, H9, and H10 showed no significant relationship to the variables on each of the hypotheses. This hypothesis can occur because using the Nearpod application for students of SDN 004 Tanjung Redeb, Berau Regency is mandatory, so Social Influence is not a factor that affects students' intention to use the Nearpod application. Meanwhile, for the Facilitating Conditions variable that **does not have a significant positive relationship to both Behavioral Intention and Use Behavior**. This may happen because students use the facilities provided by the student's parents, so it is not their concern when using the Nearpod application. Students who are constantly helped out by their parents throughout the learning process have a greater propensity to struggle more when it comes to reacting to new and complicated information, which in turn hinders their ability to acquire new technologies [32]. For the Nearpod Design Application variable, there is not any significant positive relationship occurs between the ED variable and Behavioral Intention. That is because the type of Nearpod application used by students of SDN 004 Tanjung Redeb, Berau Regency, only has one application, so students do not have a comparison application related to the design of the Nearpod application.

4 CONCLUSION

This research tries to pinpoint the elements that affect Nearpod application users from the viewpoint of elementary school students. The Nearpod Application Design and Parental Assistance factors are two further elements added to the UTAUT2 basic model in the proposed UTAUT extension. This research discovered that Hedonic Motivation, Performance Expectation, Habit, and Parental Assistance had a strong beneficial effect on Behavioral Intention. Additionally, habit significantly improved use behavior. It can be stated that this study explains how the adoption of technology in elementary and higher education environments has distinct root causes. Generally speaking, the suggested model was able to explain 26.9% of the variation for actual usage of Nearpod apps and 68.2% of the variance for students' desire to use Nearpod applications. The students no longer think that the Nearpod application used by schools is a complex system that is easy to learn. That does not affect the intensity of students in using the system. The respondents considered that using the Nearpod application could help them improve their performance/achievement in learning. The students also recognized the ease and speed of completing school assignments, increasing their intention to use the Nearpod application.

ACKNOWLEDGEMENTS

Thank you to the editors of the **International Journal of Evaluation and Research in Education (IJERE)** for publishing this article. The Faculty Research Support Fund supported this study.




REFERENCES

- [1] B. Tarman and S. Dev, "Learning transformation through innovation and sustainability in educational practices," *Res. Soc. Sci. Technol.*, vol. 3, no. 1, pp. i–ii, 2018. <https://doi.org/10.46303/ressat.03.01.ed>
- [2] C. Ebert and C. H. C. Duarte, "Digital Transformation.," *IEEE Softw.*, vol. 35, no. 4, pp. 16–21, 2018. <https://doi.org/10.1109/ms.2018.2801537>
- [3] A. A. Bilyalova, D. A. Salimova, and T. I. Zelenina, "Digital transformation in education," in *International Conference on Integrated Science*, 2019, pp. 265–276. https://doi.org/10.1007/978-3-030-22493-6_24
- [4] M. A. Ali, N. Sahari, and S. Fadzilah, "Identifying Students' Learning Patterns in Online Learning Environments: A Literature Review," *Int. J. Emerg. Technol. Learn.*, vol. 17, no. 8, p. 189, 2022. <https://doi.org/10.3991/ijet.v17i08.29811>
- [5] S. Elayyan, "The future of education according to the fourth industrial revolution," *J. Educ. Technol. Online Learn.*, vol. 4, no. 1, pp. 23–30, 2021. <https://doi.org/10.31681/jetol.737193>
- [6] L. Kaye, *Young children in a digital age: Supporting learning and development with technology in early years*. Routledge, 2016. <https://doi.org/10.4324/9781315752709>
- [7] D. Uerz, M. Volman, and M. Kral, "Teacher educators' competences in fostering student teachers' proficiency in teaching and learning with technology: An overview of relevant research literature," *Teach. Teach. Educ.*, vol. 70, pp. 12–23, 2018. <https://doi.org/10.1016/j.tate.2017.11.005>
- [8] K. McKnight, K. O'Malley, R. Ruzic, M. K. Horsley, J. J. Franey, and K. Bassett, "Teaching in a digital age: How educators use technology to improve student learning," *J. Res. Technol. Educ.*, vol. 48, no. 3, pp. 194–211, 2016. <https://doi.org/10.1080/15391523.2016.1175856>
- [9] M.-L. Hung and C. Chou, "Students' perceptions of instructors' roles in blended and online learning environments: A comparative study," *Comput. Educ.*, vol. 81, pp. 315–325, 2015. <https://doi.org/10.1016/j.compedu.2014.10.022>
- [10] K. Komalasari, "Living Values Based Interactive Multimedia in Civic Education Learning.," *Int. J. Instr.*, vol. 12, no. 1, pp. 113–126, 2019. <https://doi.org/10.2991/acec-18.2018.27>
- [11] K. Maass, P. Cobb, K. Krainer, and D. Potari, "Different ways to implement innovative teaching approaches at scale," *Educ. Stud. Math.*, vol. 102, no. 3, pp. 303–318, 2019. <https://doi.org/10.1007/s10649-019-09920-8>
- [12] M. Henderson, N. Selwyn, and R. Aston, "What works and why? Student perceptions of 'useful' digital technology in university teaching and learning," *Stud. High. Educ.*, vol. 42, no. 8, pp. 1567–1579, 2017. <https://doi.org/10.1080/03075079.2015.1007946>
- [13] M.-M. Fernandez-Antolin, J. M. del Río, and R.-A. Gonzalez-Lezcano, "The use of gamification in higher technical education: perception of university students on innovative teaching materials," *Int. J. Technol. Des. Educ.*, vol. 31, no. 5, pp. 1019–1038, 2021. <https://doi.org/10.1007/s10798-020-09583-0>
- [14] A. Odeh and I. Keshta, "Impact of COVID-19 pandemic on education: Moving towards e-learning paradigm," *Int J Eval Res Educ ISSN*, vol. 2252, no. 8822, p. 8822. <https://doi.org/10.11591/ijere.v11i2.21945>
- [15] F. Weng, H.-J. Ho, R.-J. Yang, and C.-H. Weng, "The influence of learning style on learning attitude with multimedia teaching materials," *Eurasia J. Math. Sci. Technol. Educ.*, vol. 15, no. 1, p. em1659, 2018. <https://doi.org/10.29333/ejmste/100389>
- [16] N. Zhiyenbayeva, A. Sabirov, M. Troyanskaya, E. Ryabova, and S. Salimova, "Implementing a conceptual model of participative management into an integrated e-learning system," *World J. Educ. Technol. Curr. Issues*, vol. 14, no. 1, pp. 255–267, 2022.
- [17] C. M. Tang and L. Y. Chaw, "Digital Literacy: A Prerequisite for Effective Learning in a Blended Learning Environment?," *Electron. J. E-learning*, vol. 14, no. 1, pp. 54–65, 2016. <https://doi.org/10.18844/wjet.v14i1.6723>
- [18] S. N. Ismail, M. N. Omar, Y. Don, Y. W. Purnomo, and M. D. Kasa, "Teachers' acceptance of mobile technology use towards innovative teaching in Malaysian secondary schools," *Int J Eval Res Educ ISSN*, vol. 2252, no. 8822, p. 8822, 2021. <https://doi.org/10.11591/ijere.v11i1.21872>
- [19] R. Perdana, A.-N. Apriani, R. Richardo, E. Rochaendi, and C. Kusuma, "Elementary Students' Attitudes towards STEM and 21st-Century Skills.," *Int. J. Eval. Res. Educ.*, vol. 10, no. 3, pp. 1080–1088, 2021. <https://doi.org/10.11591/ijere.v10i3.21389>
- [20] C. F. Pasani, R. Amelia, and Z. Hassanhassan, "Covid-19 impact in Indonesia's education sector: Challenges and strategy," *J. Adv. Res. Dyn. Control Syst.*, vol. 12, no. 7 Special Issue, pp. 1722–1731, 2020, doi: 10.5373/JARDCS/V12SP7/20202281.
- [21] T. K. F. Chiu, T.-J. Lin, and K. Lonka, "Motivating online learning: The challenges of COVID-19 and beyond," *The asia-pacific education researcher*, vol. 30, no. 3. Springer, pp. 187–190, 2021.



-
- <https://doi.org/10.1007/s40299-021-00566-w>
- [22] C. Moreno-Morilla, F. Guzmán-Simón, and E. García-Jiménez, "Digital and information literacy inside and outside Spanish primary education schools," *Learn. Cult. Soc. Interact.*, vol. 28, p. 100455, 2021. <https://doi.org/10.1016/j.lcsi.2020.100455>
- [23] N. Ronzhina, I. Kondyurina, A. Voronina, K. Igishev, and N. Loginova, "Digitalization of modern education: problems and solutions," *Int. J. Emerg. Technol. Learn.*, vol. 16, no. 4, pp. 122–135, 2021. <https://doi.org/10.3991/ijet.v16i04.18203>
- [24] B. E. Penprase, "The fourth industrial revolution and higher education," *High. Educ. era fourth Ind. Revolut.*, vol. 10, pp. 978–981, 2018. https://doi.org/10.1007/978-981-13-0194-0_9
- [25] L. Chitkushev, I. Vodenska, and T. Zlateva, "Digital learning impact factors: Student satisfaction and performance in online courses," *Int. J. Inf. Educ. Technol.*, vol. 4, no. 4, p. 356, 2014. <https://doi.org/10.7763/ijet.2014.v4.429>
- [26] K. Sarnok, P. Wannapiroon, and P. Nilsook, "Digital learning ecosystem by using digital storytelling for teacher profession students," *Int. J. Inf. Educ. Technol.*, vol. 9, no. 1, pp. 21–26, 2019. <https://doi.org/10.18178/ijet.2019.9.1.1167>
- [27] A. Prasetyo, G. Anggadwita, and R. D. Pasaribu, "Digital Learning Challenge in Indonesia," in *IT and the Development of Digital Skills and Competences in Education*, IGI Global, 2021, pp. 56–71. <https://doi.org/10.4018/978-1-7998-4972-8.ch004>
- [28] H. Luo, T. Yang, J. Xue, and M. Zuo, "Impact of student agency on learning performance and learning experience in a flipped classroom," *Br. J. Educ. Technol.*, vol. 50, no. 2, pp. 819–831, 2019. <https://doi.org/10.1111/bjet.12604>
- [29] C. Carmichael, R. Callingham, and H. M. G. Watt, "Classroom motivational environment influences on emotional and cognitive dimensions of student interest in mathematics," *ZDM*, vol. 49, no. 3, pp. 449–460, 2017. <https://doi.org/10.1007/s11858-016-0831-7>
- [30] Y.-T. Sung, K.-E. Chang, and T.-C. Liu, "The effects of integrating mobile devices with teaching and learning on students' learning performance: A meta-analysis and research synthesis," *Comput. Educ.*, vol. 94, pp. 252–275, 2016. <https://doi.org/10.1016/j.compedu.2015.11.008>
- [31] I. Engeness, "Developing teachers' digital identity: towards the pedagogic design principles of digital environments to enhance students' learning in the 21st century," *Eur. J. Teach. Educ.*, vol. 44, no. 1, pp. 96–114, 2021. <https://doi.org/10.1080/02619768.2020.1849129>
- [32] E. N. Patrikakou, "Parent Involvement, Technology, and Media: Now What?," *Sch. Community J.*, vol. 26, no. 2, pp. 9–24, 2016. https://doi.org/10.1300/j005v20n01_08
- [33] J. L. Plass and U. Kaplan, "Emotional design in digital media for learning," in *Emotions, technology, design, and learning*, Elsevier, 2016, pp. 131–161. <https://doi.org/10.1016/b978-0-12-801856-9.00007-4>
- [34] A. Feri and Z. Zulherman, "Development of nearpod-based e module on science material" energy and its changes" to improve elementary school student learning achievement," *Int. J. Educ. Learn.*, vol. 3, no. 2, pp. 165–174, 2021. <https://doi.org/10.31763/ijele.v3i2.400>
- [35] T. A. Susanto, I. Fathurohman, and H. Pratama, "Developing Nearpod E-Media Through Model Discovery to Improve Learning Independence for Elementary School Students," *Uniglobal J. Soc. Sci. Humanit.*, vol. 1, no. 1, pp. 44–53, 2022. <https://doi.org/10.31004/basicedu.v5i5.1399>
- [36] M. A. A. Musa and J. A. Al Momani, "University Students' Attitudes towards Using the Nearpod Application in Distance Learning," *J. Educ. e-Learning Res.*, vol. 9, no. 2, pp. 110–118, 2022. <https://doi.org/10.20448/jeelr.v9i2.4030>
- [37] T. Měkota and M. Marada, "The influence of the Nearpod application on learning social geography in a grammar school in Czecha," *Educ. Inf. Technol.*, vol. 25, no. 6, pp. 5167–5184, 2020. <https://doi.org/10.1007/s10639-020-10214-3>
- [38] R. Amelia, S. I. A. Dwiningrum, and A. Mustadi, "Pandemic Pedagogy in The Era of Digital Transformation," in *ICLIQE 2021: Proceeding of The 5th International Conference on Learning Innovation and Quality Education*, 2021, pp. 1–7. <https://doi.org/10.1145/3516875.3516911>
- [39] S. A. Raza, W. Qazi, K. A. Khan, and J. Salam, "Social isolation and acceptance of the learning management system (LMS) in the time of COVID-19 pandemic: an expansion of the UTAUT model," *J. Educ. Comput. Res.*, vol. 59, no. 2, pp. 183–208, 2021. <https://doi.org/10.1177/0735633120960421>
- [40] N. R. W. Mohamed, D. Sharif, and M. N. Muhayiddin, "Literature review on technology acceptance model: The enhanced variables of Venkatesh's UTAUT model on students' acceptance of use on online distance learning," in *AIP Conference Proceedings*, 2021, vol. 2347, no. 1, p. 20172. <https://doi.org/10.1063/5.0051924>
- [41] S. Attuquayefio and H. Addo, "Using the UTAUT model to analyze students' ICT adoption," *Int. J. Educ. Dev. using ICT*, vol. 10, no. 3, 2014. <https://doi.org/10.1080/02188791.2020.1776213>
-

-
- [42] E. Bakheet and A. Gravel, "Investigating factors based on an extended UTAUT Model to confirm Computer Science instructors' behavioural intention to adopt the flipped classroom," *Int. J. Inf. Educ. Technol.*, vol. 10, no. 10, pp. 736–743, 2020.
- [43] V. N. Hoi, "Understanding higher education learners' acceptance and use of mobile devices for language learning: A Rasch-based path modeling approach," *Comput. Educ.*, vol. 146, p. 103761, 2020. <https://doi.org/10.1016/j.compedu.2019.103761>
- [44] G. García Botero, F. Questier, S. Cincinnato, T. He, and C. Zhu, "Acceptance and usage of mobile assisted language learning by higher education students," *J. Comput. High. Educ.*, vol. 30, no. 3, pp. 426–451, 2018. <https://doi.org/10.1007/s12528-018-9177-1>
- [45] M. Hubalovska, "Implementation of e-learning at primary school education," in *Proc. 2015 International Conference on Education and Modern Educational Technologies (EMET 2015)*, 2015, pp. 74–79. <https://doi.org/10.21125/iceri.2020.0705>
- [46] G. Silinskas and E. Kikas, "Parental involvement in math homework: Links to children's performance and motivation," *Scand. J. Educ. Res.*, vol. 63, no. 1, pp. 17–37, 2019. <https://doi.org/10.1080/00313831.2017.1324901>
- [47] A. Hafidz, A. Muzakki, S. Anam, and M. Sholeh, "Parental engagement in children's online learning during the Covid-19 pandemic," in *International Joint Conference on Arts and Humanities (IJCAH 2020)*, 2020, pp. 1186–1192. <https://doi.org/10.2991/assehr.k.201201.199>
- [48] M. Al-Okaily, H. Alqudah, A. Matar, A. Lutfi, and A. Taamneh, "Dataset on the Acceptance of e-learning System among Universities Students' under the COVID-19 Pandemic Conditions," *Data Br.*, vol. 32, p. 106176, 2020. <https://doi.org/10.1016/j.dib.2020.106176>
- [49] P. Tak and S. Panwar, "Using UTAUT 2 model to predict mobile app based shopping: evidences from India," *J. Indian Bus. Res.*, 2017. <https://doi.org/10.1108/jibr-11-2016-0132>
- [50] R. Madigan, T. Louw, M. Wilbrink, A. Schieben, and N. Merat, "What influences the decision to use automated public transport? Using UTAUT to understand public acceptance of automated road transport systems," *Transp. Res. part F traffic Psychol. Behav.*, vol. 50, pp. 55–64, 2017. <https://doi.org/10.1016/j.trf.2017.07.007>
- [51] S. Haryono and P. Wardoyo, "Structural equation modeling," *Bekasi PT Intermedia Pers. Utama*, 2012. <https://doi.org/10.1002/9781119579038.ch1>
- [52] J. F. Hair, J. J. Risher, M. Sarstedt, and C. M. Ringle, "When to use and how to report the results of PLS-SEM," *Eur. Bus. Rev.*, vol. 31, no. 1, pp. 2–24, 2019. <https://doi.org/10.1108/ebr-11-2018-0203>
- [53] M. A. Memon, T. Ramayah, J. H. Cheah, H. Ting, F. Chuah, and T. H. Cham, "PLS-SEM statistical programs: a review," *J. Appl. Struct. Equ. Model.*, vol. 5, no. 1, pp. 1–14, 2021. [https://doi.org/10.47263/jasem.5\(1\)06](https://doi.org/10.47263/jasem.5(1)06)
- [54] Sugiyono, "Metode Penelitian Pendidikan Kuantitatif, kualitatif dan R & D. Bandung: Alfabeta," *Metod. Penelit.*, 2016.
- [55] M. I. Nasution, M. Fahmi, and M. A. Prayogi, "The quality of small and medium enterprises performance using the structural equation model-part least square (SEM-PLS)," in *Journal of Physics: Conference Series*, 2020, vol. 1477, no. 5, p. 52052. <https://doi.org/10.1088/1742-6596/1477/5/052052>
- [56] A. Raman and Y. Don, "Preservice teachers' acceptance of learning management software: An application of the UTAUT2 model," *Int. Educ. Stud.*, vol. 6, no. 7, pp. 157–164, 2013. <https://doi.org/10.5539/ies.v6n7p157>
- [57] S. Hao, V. P. Dennen, and L. Mei, "Influential factors for mobile learning acceptance among Chinese users," *Educ. Technol. Res. Dev.*, vol. 65, no. 1, pp. 101–123, 2017. <https://doi.org/10.1007/s11423-016-9465-2>
- [58] V. Venkatesh, J. Y. L. Thong, and X. Xu, "Consumer acceptance and use of information technology: extending the unified theory of acceptance and use of technology," *MIS Q.*, pp. 157–178, 2012. <https://doi.org/10.2307/41410412>
- [59] M. Sanmugam, A. Selvarajoo, B. Ramayah, and K. W. Lee, "Use of nearpod as interactive learning method," *Inted2019 Proc.*, vol. 1, pp. 8908–8915, 2019. <https://doi.org/10.21125/inted.2019.2219>
- [60] J. Wang and I. Chia, "Engaging students via Nearpod® in synchronous online teaching," *Manag. Teach. Rev.*, vol. 7, no. 3, pp. 245–253, 2022. <https://doi.org/10.1177/2379298120974959>
- [61] A. P. Putra, M. Arafik, and I. Pratiwi, "Use of Nearpod to Enhance Student Engagement in Online Learning," in *2021 7th International Conference on Education and Technology (ICET)*, 2021, pp. 298–303. <https://doi.org/10.1109/icet53279.2021.9575062>
- [62] K. Buttrey, "Inclusion, Engagement, and Nearpod: Providing a Digital Alternative to Traditional Instruction," *Kentucky Teach. Educ. J. J. Teach. Educ. Div. Kentucky Counc. Except. Child.*, vol. 8, no. 1, p. 2, 2021. <https://digitalcommons.murraystate.edu/ktej/vol8/iss1/2>
-

BIOGRAPHIES OF AUTHORS


Rizky Amelia    is a Ph.D. Candidate, Department of Primary Education, Faculty of Education and Psychology, Universitas Negeri Yogyakarta & Lecturer in Department of Elementary School Teacher Education, Universitas Lambung Mangkurat, Banjarmasin, Indonesia. She received awards from Elsevier as a reviewer in the journal Heliyon (Scopus Q1) and the Journal of Computer Speech & Language (Scopus Q2). She has also been a reviewer of articles in the Australasian Journal of Educational Technology (Scopus Q1), Frontiers in psychology (Q1), Educational studies (Q2), Journal of Turkish Science Education (Q2), Multidisciplinary journal of educational research (Q2), International Journal of Information and Education Technology (Q3), International Journal of Learning, Teaching and Educational Research (Q3), International Journal of Cognitive Research in Science, Engineering and Education (Q3), and Eğitim ve Öğretim (Q4). Her research focuses on teaching and learning in primary school, linguistic education, writing skill, digital literacy, learning design, STEAM Education, and Indonesian language education. She can be contacted at email: rizkyamelia.2020@student.uny.ac.id and rizkyamelia@ulm.ac.id






Zamzani   is a Senior Professor of Indonesian Language Education Department and Chairman of the Senate of Universitas Negeri Yogyakarta, Colombo Street No.1 Yogyakarta, Yogyakarta 55281, Indonesia. His research focuses on Indonesian language learning, language skill education, linguistics, teaching and learning education, and learning evaluation. He can be contacted at email: zamzani@uny.ac.id






Ali Mustadi    is a Professor and researcher in undergraduate (S1) of Elementary School Teacher Education Department, Master, and Doctoral Program of Primary Education Department, Post Graduate, Universitas Negeri Yogyakarta. He also a secretary of Primay Education Forum of Indonesia. He joined Sandwich Program in Ohio State University, USA (2009-2010). Actively participated in Short Course on Lesson Study (SToLS) JICA in Japan (2013). Participated in SEA-ESD UNESCO team member 2018-now. Boards of Indonesia Association of Primary Education Lecturers since 2013-now, active member in Comparative Education Society of Asia (CESA) and WCCES since 2012-now, also active member in World association of Lesson Study (WALS), ISPI, TEFLIN, AsiaTefl. His research focuses on thematic learning in primary school, authentic assessment, digital media for learning, disaster literation, and teaching and learning in primary school. He can be contacted at email: ali_mustadi@uny.ac.id



Ahmad Suriansyah    is a senior Professor of researcher in undergraduate (S1) of Elementary School Teacher Education Department, Master and Doctoral Program of Management Education Department, Post Graduate, Universitas Lambung Mangkurat, and Director of Postgraduate Program in ULM. His research focuses on leadership management, transformational leadership, chaeacter education, education in primary school, digita transformation, and learning strategy. He can be contacted at email: a.suriansyah@ulm.ac.id



Aslamiah    is a senior Professor of researcher in undergraduate (S1) of Elementary School Teacher Education Department, Master and Doctoral Program of Management Education Department, Post Graduate, Universitas Lambung Mangkurat. Her research focuses on leadership management, transformational leadership, chaeacter education, education in primary school, digital transformation, and learning strategy. She can be contacted at email: aslamiah@ulm.ac.id

Turnitin Chek - IJERE - Rizky Amelia

ORIGINALITY REPORT

18%

SIMILARITY INDEX

11%

INTERNET SOURCES

13%

PUBLICATIONS

6%

STUDENT PAPERS

PRIMARY SOURCES

1	Submitted to Universitas International Batam Student Paper	2%
2	www.researchgate.net Internet Source	1%
3	ijere.iaescore.com Internet Source	1%
4	Submitted to Pepperdine University Student Paper	1%
5	commons.erau.edu Internet Source	1%
6	eprints.gla.ac.uk Internet Source	1%
7	online-journal.unja.ac.id Internet Source	1%
8	repository.stie-yai.ac.id Internet Source	<1%
9	Wahyudi Sutopo, Dana Prianjani, Fakhрина Fahma, Eko Pujiyanto, Amran Rasli, Tan Owee Kowang. "Open Innovation in Developing an	<1%

Early Standardization of Battery Swapping According to the Indonesian National Standard for Electric Motorcycle Applications", Journal of Open Innovation: Technology, Market, and Complexity, 2022

Publication

10

"Complex, Intelligent and Software Intensive Systems", Springer Science and Business Media LLC, 2021

Publication

<1 %

11

Mario Rojas Sánchez, Pedro R. Palos-Sánchez, Felix Velicia-Martin. "Eco-friendly performance as a determining factor of the Adoption of Virtual Reality Applications in National Parks", Science of The Total Environment, 2021

Publication

<1 %

12

talenta.usu.ac.id

Internet Source

<1 %

13

www.mdpi.com

Internet Source

<1 %

14

www.jatit.org

Internet Source

<1 %

15

Guoteng Xu, Tingjie Lu, Xia Chen, Yiman Liu. "The convergence level and influencing factors of China's digital economy and real economy based on grey model and PLS-

<1 %

SEM", Journal of Intelligent & Fuzzy Systems,
2022

Publication

16

Winfred Yaokumah, Rebecca Adwoa Amponsah. "Examining the Contributing Factors for Cloud Computing Adoption in a Developing Country", International Journal of Enterprise Information Systems, 2017

Publication

<1 %

17

Rezty Fauziah Novianty, Juliater Simamarta, Dinar Dewi Kurnia, Jermanto Setia Kurniawan. "CUSTOMER LOYALTY AND PASSENGER SATISFACTION ON LION AIR'S LOW COST CARRIER", Journal of Business Studies and Mangement Review, 2021

Publication

<1 %

18

The Electronic Library, Volume 33, Issue 2 (2015)

Publication

<1 %

19

Sandy Kosasi, Vedyanto, Hendra Kurniawan. "Mediating Roles of IT Governance Effectiveness in E-Service Quality of Higher Education", 2019 5th International Conference on New Media Studies (CONMEDIA), 2019

Publication

<1 %

20

Submitted to Universitas Negeri Surabaya The State University of Surabaya

Student Paper

<1 %

21	www.e-iji.net Internet Source	<1 %
22	"HCI International 2022 – Late Breaking Papers: HCI for Today's Community and Economy", Springer Science and Business Media LLC, 2022 Publication	<1 %
23	Submitted to Universitas Diponegoro Student Paper	<1 %
24	Submitted to University of Glasgow Student Paper	<1 %
25	Lian, Jiunn-Woei. "Critical factors for cloud based e-invoice service adoption in Taiwan: An empirical study", International Journal of Information Management, 2015. Publication	<1 %
26	dokumen.pub Internet Source	<1 %
27	www2.mdpi.com Internet Source	<1 %
28	Faria Kanwal, Mariam Rehman. "Factors Affecting E-Learning Adoption in Developing Countries–Empirical Evidence from Pakistan's Higher Education Sector", IEEE Access, 2017 Publication	<1 %

29

Jacky Chin, Bernard Jiang, Ilma Mufidah, Satria Persada, Bustanul Noer. "The Investigation of Consumers' Behavior Intention in Using Green Skincare Products: A Pro-Environmental Behavior Model Approach", Sustainability, 2018

Publication

<1 %

30

Rizky Amelia, Siti Irene Astuti Dwiningrum, Haryanto, Zamzani, Ali Mustadi. "Pandemic Pedagogy in The Era of Digital Transformation", ICLIQE 2021: Proceeding of The 5th International Conference on Learning Innovation and Quality Education, 2021

Publication

<1 %

31

Yuanyuan Ma, Mengxia Zhou, Wenli Yu, Ziyue Zou et al. "Using the Unified Theory of Acceptance and Use of Technology (UTAUT) and e-health literacy(e-HL) to Investigate the Tobacco Control Intentions and Behaviors of Non- Smoking College Students in China: A Cross-Sectional Investigation", Research Square Platform LLC, 2022

Publication

<1 %

32

ieomsociety.org

Internet Source

<1 %

33

Baharudin Baharudin, Yoyon Suryono, Sugito Sugito, Habibi Habibi, Ida Fiteriani. "Islamic elementary school quality improvement in

<1 %

capital theory perspective", International Journal of Evaluation and Research in Education (IJERE), 2022

Publication

34

Kleopatra Nikolopoulou, Vasilis Gialamas, Konstantinos Lavidas. "Habit, hedonic motivation, performance expectancy and technological pedagogical knowledge affect teachers' intention to use mobile internet", Computers and Education Open, 2021

Publication

<1 %

35

Submitted to School of Business and Management ITB

Student Paper

<1 %

36

Wilert Puriwat, Suchart Tripopsakul. "Explaining Social Media Adoption for a Business Purpose: An Application of the UTAUT Model", Sustainability, 2021

Publication

<1 %

37

eprints.unhasy.ac.id

Internet Source

<1 %

38

jemi.edu.pl

Internet Source

<1 %

39

joltida.org

Internet Source

<1 %

40

www.journalppw.com

Internet Source

<1 %

41

Á. Herrero Crespo, I. Rodríguez del Bosque, M. M. García de los Salmones Sánchez. "The influence of perceived risk on Internet shopping behavior: a multidimensional perspective", Journal of Risk Research, 2009

Publication

<1 %

42

"Intelligent Interactive Multimedia Systems and Services 2017", Springer Science and Business Media LLC, 2018

Publication

<1 %

43

Abd. Aziz, Kundharu Saddhono, Bagus Wahyu Setyawan. "A parental guidance patterns in the online learning process during the COVID-19 pandemic: case study in Indonesian school", Heliyon, 2022

Publication

<1 %

44

Chi-hoon Song, Sang Woo Kim, Young-woo Sohn. "Acceptance of public cloud storage services in South Korea: A multi-group analysis", International Journal of Information Management, 2020

Publication

<1 %

45

Christopher Lisson, Margeret Hall, Wibke Michalk, Christof Weinhardt. "Chapter 6 What Drives the Usage of Intelligent Traveler Information Systems?", Springer Science and Business Media LLC, 2017

Publication

<1 %

46

Evi Rusmiaty, Helmia Tasti Adri, Annisa Mawardini. "DEVELOPMENT OF SCIENCE LEARNING MEDIA MONSAINS (SCIENCE MONOPOLY) IN HUMAN DIGESTION SYSTEM MATERIALS FOR CLASS V SD", Indonesian Journal of Social Research (IJSR), 2020

Publication

<1 %

47

K C Dewi, P I Ciptayani, H D Surjono, Priyanto. "Critical Success Factor for Implementing Vocational Blended Learning", Journal of Physics: Conference Series, 2018

Publication

<1 %

48

Kwame Owusu Kwateng, Rabbi Osei Okyere, Muizz Oluwatobiloba Ottun, Julius Nani Gadah. "Empirical Analysis of Students' Behavior Towards Advance Traveler Information Systems", International Journal of Innovation and Technology Management, 2020

Publication

<1 %

49

Pratim Datta. "A preliminary study of ecommerce adoption in developing countries", Information Systems Journal, 02/2010

Publication

<1 %

50

bera-journals.onlinelibrary.wiley.com

Internet Source

<1 %

51	downloads.hindawi.com Internet Source	<1 %
52	link.springer.com Internet Source	<1 %
53	www.cell.com Internet Source	<1 %
54	Maryam Nasser AL-Nuaimi, Omar Said Al Sawafi, Sohail Iqbal Malik, Rana Saeed Al-Marroof. "Extending the unified theory of acceptance and use of technology to investigate determinants of acceptance and adoption of learning management systems in the post-pandemic era: a structural equation modeling approach", Interactive Learning Environments, 2022 Publication	<1 %
55	Natalia Limantara, Jevan Jovandy, Anindya Khansalihara Wardhana, Steven Steven, Fredy Jingga. "Evaluation of one of leading Indonesia's digital wallet using the unified theory of acceptance and use of technology", Indonesian Journal of Electrical Engineering and Computer Science, 2021 Publication	<1 %
56	iptek.its.ac.id Internet Source	<1 %

57

"Recent Advances in Technology Acceptance Models and Theories", Springer Science and Business Media LLC, 2021

Publication

<1 %

58

Mirjana Pejić Pejić Bach, Amir Klinčar, Ana Aleksić, Sanda Rašić Rašić Jelavić, Jusuf Zeqiri. "Supply Chain Management Maturity and Business Performance: The Balanced Scorecard Perspective", Applied Sciences, 2023

Publication

<1 %

59

Rudsada Kaewsaeng-on, Suhaib Khaled AL-Takhayneh, Farooq Ahmed Jam, Bang-Lee Chang, Mahir Pradana, Saqib Mahmood. "A three wave longitudinal study of school innovation climate and entrepreneurship teachers' acceptance to technology: Moderating role of knowledge sharing and knowledge hiding", Frontiers in Psychology, 2022

Publication

<1 %

60

ijournalse.org

Internet Source

<1 %

61

repository.uin-suska.ac.id

Internet Source

<1 %

Exclude quotes Off

Exclude matches Off

Exclude bibliography On