

PAPER • OPEN ACCESS

## International Conference on Agricultural Technology and Engineering, and Environmental Sciences

To cite this article: 2022 *IOP Conf. Ser.: Earth Environ. Sci.* **1116** 011001

View the [article online](#) for updates and enhancements.

You may also like

- [International Conference on Civil Engineering and Infrastructural Issues in Emerging Economies \(ICCIEE 2017\)](#)
- [Preface](#)
- [THE CHANDRA COSMOS LEGACY SURVEY: CLUSTERING OF X-RAY-SELECTED AGNs AT  \$2.9 < z < 5.5\$  USING PHOTOMETRIC REDSHIFT PROBABILITY DISTRIBUTION FUNCTIONS](#)  
V. Allevato, F. Civano, A. Finoguenov et al.



**Connect with decision-makers at ECS**

Accelerate sales with ECS exhibits, sponsorships, and advertising!

▶ Learn more and engage at the 244th ECS Meeting!

# INTERNATIONAL CONFERENCE ON AGRICULTURAL TECHNOLOGY AND ENGINEERING, AND ENVIRONMENTAL SCIENCES

(ICATES 2022)

“Agricultural and Environmental Engineering for Food, Water, and Energy  
Security Through Innovations and Disseminations”

Banda Aceh, August 10, 2022



Organized by:



Department of Agricultural Engineering

Supported by:



Faculty of Civil Engineering  
Technology



Fakulti  
Sains Gunaan



Perhimpunan Teknik  
Pertanian Cabang Aceh



Pusat Riset Mekanisasi dan  
Perbengkelan Pertanian



Content from this work may be used under the terms of the [Creative Commons Attribution 3.0 licence](https://creativecommons.org/licenses/by/3.0/). Any further distribution of this work must maintain attribution to the author(s) and the title of the work, journal citation and DOI.

## INTERNATIONAL SCIENTIFIC COMMITTEES

*Professor Ts. Dr. Mohd Rosli Hainin, P. Tech (Universiti Teknologi Malaysia)*

*Professor Dr. Badorul Hisham Abu Bakar (Universiti Sains Malaysia)*

*Professor. Ir. Zulkifli Nasution, M.Sc, Ph.D (Universitas Sumatera Utara)*

*Professor. Dr. Ir. Sigit Supadmo Arif, M.Eng (Universitas Gadjah Mada)*

*Professor. Dr. Ir. Lilik Sutiarmo, M.Eng (Universitas Gadjah Mada)*

*Professor. Dr. Ir. Asep Sapei, MS (Institut Pertanian Bogor)*

*Professor. Dr. Sabaruddin, M.Agric. (Universitas Syiah Kuala)*

*Professor. Dr. Ir. Darusman, M.Sc (Universitas Syiah Kuala)*

*Professor Dr. Elke Pawelzik (Germany)*

*Associate Professor Dr. Tony Hadibarata (Curtin University, Australia)*

*Associate Professor Dr. Haryati Awang (Universiti Malaysia Pahang)*

*Dr. Khairil Azman Masri (Universiti Malaysia Pahang)*

*Dr. Abdullahi Ali Mohamed (University of Nottingham, UK)*

*Dr. Euniza Jusli (University College of Technology Sarawak)*

*Dr. Ir. Desrial, M.Eng (Institut Pertanian Bogor)*

## STEERING COMMITTEES

*Prof. Dr. Ir. Marwan, M. Sc, IPU (Rector of Universitas Syiah Kuala)*

*Prof. Dr. Taufik Fuadi Abidin, S.Si, M.Tech (LPPM Universitas Syiah Kuala)*

*Prof. Dr. Samadi, M.Sc. (Dean Faculty of Agriculture, Universitas Syiah Kuala)*

*Dr. rer.hort. Indera Sakti Nasution, S.TP, M.Sc. (Head of Agricultural Engineering Department, Universitas Syiah Kuala)*

*Dr. Ichwana, ST, MP (Universitas Syiah Kuala)*

*Dr. Ir. Syahrul, M.Sc (Universitas Syiah Kuala)*

*Dr. Muhammad Idkham, M.Si (Universitas Syiah Kuala)*

*Prof. Ir. Zulkifli Nasution, M.Sc., Ph.D (Universitas Sumatera Utara)*

*Prof. Dr. Ir. Sigit Supadmo Arif, M.Eng (Universitas Gadjah Mada)*

*Dr. Ir. Desrial, M.Eng (Institut Pertanian Bogor)*

## ORGANIZING COMMITTEES

Chairman	:	Dr. T. Ferijal, M.Sc
Co-Chairman	:	Dr. Muhammad Yasar, M.Sc
Secretariat	:	Raida Agustina, S.TP, M.Sc Barno, S.Pt Suzanna Verinica, SH, MH
Reviewer	:	Dr. Yusmanizar, ST, MP Dr. Darwin, S.TP, M.Sc Dr. Rita Khathir, S.TP, M.Sc Dr. Zulfahrizal, S.TP, M.Si
Treasure and Registration	:	Dr. Sri Hartuti, S.TP, M.Sc. Bahagia, SE
Accommodation and equipment	:	Dr. Purwana Satriyo, S.TP, MT Syafriandi, S.TP, M.Si. Ahmad Ridwan, SP
Documentation and promotion	:	Dr. Rahmat Fadhil, S.TP, M.Sc Bambang Sukarno Putra, M.Si Khairul Anwar, S.TP Ahmad Muttaqina Imama
Food Logistics and Souvenir	:	Dr. Devianti, S.TP, MP Dr. Ramayanty Bulan, ST, M.Si Nurbani, A.Md
Editorial	:	Mustaqimah, S.TP, M.Sc Dr. Andriani Lubis, S.TP, M.Si Dr. Hendri Syah, S.TP, M.Si
IOP proceeding and Publication	:	Dr.-Ing. Agus Arip Munawar, M.Sc Ratna, S.TP, M.T Dian Kamisna, S.TP
Schedule and Virtual Conference	:	Dr. Safrizal, S.TP, M.Si Dr. Muhammad Dhafir, ST, M.Si

## EXTENDED PREFACE

For this 4th annual conference, the theme is "Agricultural and Environmental Engineering for food, Water and Energy Security through Innovations and Disseminations" We received nearly 160 articles from 13 countries. We were pleasantly impressed by the researchers' enthusiasm and trust in this conference.

Due to the unforeseen circumstances of global pandemic COVID-19, the 4th ICATES 2022 conference was carried out virtually as same as ICATES 2021 by zoom meeting platform. We took this option because this conference was already designated and funded. Keynote and invited speakers were also scheduled for this event. Many delegations and authors requested for this conference to be performed, even virtually, since they need it to cover their publication and sharing knowledge requirements.

The conference itself was run as planned on 10 August 2022 with the support from virtual event organizer started from 8.00 am to 19.00 pm. The ICATES committee members were managed this event in a particular room as a studio along with two appointed MCs. The conference was officially opened by the Rector of Syiah Kuala University, and it is broadcast lively via YouTube platform with recorded participants reach 475 were joined. The discussion session was performed directly once the speaker was completed his/her presentation.

Moreover, parallel sessions were started after all keynote speaker session and participants were divided into 8 breakout rooms in zoom platform based on their related sub-topics. The operator acted as virtual Host and Co-host to manage and ensure all presenters and participants were put in the right place. Each participant and presenter was identified by renaming their name to room number and author full name. Presenter was given about 10 minutes for power point presentation via Screen Sharing and 5 minutes for discussion and shifted to next presenter. During the conference, video capabilities were turned on to ensure dynamic conference.

On behalf of the whole committee we want to acknowledge and express gratitude to the rector of Universitas Syiah Kuala, the dean of Agriculture Faculty of Universitas Syiah Kuala, the head of Research and Community Service Institution Universitas Syiah Kuala and to our partner Universiti Malaysia PAHANG and Universiti Teknologi MARA. We also appreciate endlessly support from Agricultural Engineering alumni organization (IKATETA) and Research center and workshop for agricultural mechanization. Hopefully in the future, ICATES will remain a venue for sharing high-quality research findings.

*Chairperson*

Dr. T. Ferijal

Keynote Speaker Abstract

## **Dietary Patterns and Their Impact on the Environment: What Does It Mean For Agricultural Production?**

Prof. Dr. Elke Pawelzik

Georg-August-University Goettingen,  
Department of Crop Sciences, Quality of  
Plant Products, Carl-Sprengel-Weg 1, 37075

### Abstract

Food production has different impacts on the environment depending on the specific commodities produced. The increasing demand for Western diets in many parts of the world, which is based on high consumption of animal products, is putting pressure on the global food supply. However, the high consumption of animal products is one of the main reasons contributing to the negative impact of the modern diet on global and individual health and on the environment. On the other hand, for several years, there has been an increasing demand for plant-based alternative products in industrialized countries to replace animal-based foods. This, in turn, may mean that agriculture will increasingly have to produce plant products intended directly for human consumption. Based on the current state of knowledge as well as own studies on nutritional value, sensory properties, and environmental impacts of plant-based alternative products, possible implications for future agricultural production will be presented.

## Keynote Speaker Abstract

**Sustainable Agromaritime Development in Indonesia**

Prof.Dr.Ir. Ari Purbayanto, M.Sc.

Division Head of Resource and Capture Fisheries Area,

Faculty of Fisheries and Marine Sciences,

IPB University Bogor West Java

Chairman, Indonesian Professor Association

Director, Executive Board of National Accreditation Agency for Higher Education

[purbayanto@apps.ipb.ac.id](mailto:purbayanto@apps.ipb.ac.id)

## Abstract

The 2030 agenda for sustainable development adopted by all member states of the United Nations in 2015, provides a common blueprint for peace and prosperity for people and the planet, now and in the future. At its heart are the 17 Sustainable Development Goals (SDGs), which are an urgent call for action by all developed and developing countries in a global partnership. They recognize that ending poverty and other deprivation must go hand in hand with strategies to improve health and education, reduce inequality, and spur economic growth—all while tackling climate change and working to conserve our oceans and forests. In connection with the agenda, in a more focused scope on the agromaritime sector, the adoption of the big concept of the 2030 agenda for sustainable development needs to be carried out in a well-planned for community welfare and the sustainability of the Indonesian land and sea environment. The rapid increase in population with various social and economic problems, coupled with the Covid-19 pandemic that has been going on for the last 3 years, is a challenge faced by Indonesia and other countries worldwide. On the other hand, the industrial era 4.0 provides great opportunities for every country to move forward and be able to take advantage of the opportunities and challenges of the era of technological disruption. Through the ICates-4 international seminar forum, I would like to discuss sustainable development in Indonesia's agricultural, marine and fisheries sectors.

Keynote Speaker Abstract

## **Eco-Innovations for Sustainable Development: Drivers and Barriers in Natural Fiber Composites**

Dr. Siti Hasnah Kamarudin

Eco-Technology, School of Industrial Technology,  
Faculty of Applied Sciences  
UiTM Shah Alam, 40450 Shah Alam, Selangor, Malaysia

### Abstract

Eco-innovation is critical to the successful implementation of sustainable development. The overall goal of eco-innovation is to minimize the environmental impact while also creating new market opportunities, products, services, or processes designed to improve environmental performance. Eco-innovation affects not only businesses but also their surroundings, i.e. existing socio-cultural norms and institutional structures. The purpose of this article is to recognize how eco-innovations can aid in sustainable development, as well as to examine the possibilities and limitations of incorporating them into natural fiber composites. The study demonstrates that eco-innovations are interpreted in the literature not only as a tool for sustainable development in general, as well as in terms of process and as a source of ecological and economic effects. According to the findings of this analysis, eco-innovation is an element of sustainable growth at the enterprise, societal, and state levels that should be used throughout the product or service life-cycle to contribute to the achievement of economic and environmental benefits. Its implementation is contingent on a variety of drivers and barriers. Because eco innovations are connected to different barriers independent of companies, significant state support is required to overcome current difficulties. Changes in economic system can help to support eco-innovations. By incorporating sustainability into a business strategy, the idea of Eco-innovation can help small and medium-sized businesses made up from natural fiber composites become more resilient, even during times of crisis.



Keynote Speaker Abstract

## Application of Near Infrared Spectroscopy for Food and Agriculture

Ravipat Lapcharoensuk

Department of Agricultural Engineering  
School of engineering, King Mongkut's Institute of Technology Ladkrabang,  
Thailand  
ravipat.la@kmitl.ac.th

### Abstract

Near infrared (NIR) spectroscopy is the study of the interaction between NIR radiation (NIR: 800 – 2500 nm, i.e., 12500 – 4000  $\text{cm}^{-1}$ ) and vibration of the molecular-based on overtones and combinations, especially hydrogen bonds (C-H, O-H and N-H). NIR spectroscopy is a non-destructive, fast, and environmentally friendly technique for assessing the quality of food and agricultural product. However, we cannot use it directly as spectral information from a NIR spectrometer for monitoring quality of material because the characteristics of the spectra are very complex, broad, and overlapping. Knowledge in the field of mathematics, statistics and computer science has always been used for extracting hidden information from complex chemical data, including multivariate data analysis, chemometric technique and machine learning. NIR spectroscopy can be applied for qualitative and quantitative evaluation. The typical procedures for NIR spectroscopy included the pre-processing of the NIR spectra data, training the mathematical model, evaluation of model performance and deployment of technique in the real world. Many pre-processing techniques were applied in NIR spectroscopy process such as smoothing, multivariate scatter correction (MSC), normalization, derivative, and others. The popular algorithms for modelling NIR spectroscopy such as partial least squares (PLS) regression, support vector machine, artificial neural networks (ANN). The NIR spectroscopy was successfully applied in food and agriculture in previous research such as evaluation of quality of food and agricultural product, assessment of energy of biomass, identification of geographical origin of agricultural product, and determination of adulteration in food and agricultural product. In the future, NIR spectrometer must be developed to be portable, inexpensive, and highly efficient. This information indicated that NIR spectroscopy is interested technique to apply in global food and agricultural industry.

Keynote Speaker Abstract

## **The Application of Machine Learning in Detecting Damage Structures**

Asst. Prof.Ts Dr. Zahrah Yahya

Deputy Vice Cancellor Academic

Kolej Universiti Poly-Tech Mara Kuala Lumpur

UTM Malaysia

zahrah@kuptm.edu.my

### Abstract

The occurrence and development of damage to engineering structures is still not fully understood and is very difficult to detect, locate and quantify. Structural health monitoring (SHM) techniques using vibration-based damage detection (VBDD) are defined as a process to detect, locate and quantify structural damage. However, for a large, complex structure with joints, the VBDD method requires some knowledge of the damage location, which is itself a costly and time-consuming procedure due to the complex behaviour of the structural joints. This research aims to propose an advanced AI-based solution, namely machine learning (ML), to detect the presence of damage in the jointed structure. The newly developed algorithm of ML, which uses artificial neural networks (ANNs) and modal testing techniques, is used to effectively and accurately predict the presence of damage in the structure. The algorithm ML is used to build the new prediction model and establish maximum correlation with the target response of the frequency response function (FRF) associated with the ensemble parameters. ML can learn from the data itself and find the optimal set for the given target. This leads to significant savings in terms of experimental effort, computational efficiency and faster decision making in detecting damage in the jointed structure. The result of the research, the development of the ML algorithms, will be able to learn from the data of the damaged structure itself and make predictions based on the learned data of the generated model.

PAPER • OPEN ACCESS

## Peer Review Statement

To cite this article: 2022 *IOP Conf. Ser.: Earth Environ. Sci.* **1116** 011002

View the [article online](#) for updates and enhancements.

You may also like

- [Peer review declaration](#)
- [Peer review declaration](#)
- [Peer Review Declaration Form Guidance](#)



**ECS**

**Connect with decision-makers at ECS**

Accelerate sales with ECS exhibits, sponsorships, and advertising!

▶ Learn more and engage at the 244th ECS Meeting!

## Peer Review Statement

All papers published in this volume have been reviewed through processes administered by the Editors. Reviews were conducted by expert referees to the professional and scientific standards expected of a proceedings journal published by IOP Publishing Publishing.

- **Type of peer review:** Single Anonymous
- **Conference submission management system:** Morressier
- **Number of submissions received:** 136
- **Number of submissions sent for review:** 119
- **Number of submissions accepted:** 115
- **Acceptance Rate (Submissions Accepted / Submissions Received × 100):** 84.6
- **Average number of reviews per paper:** 1
- **Total number of reviewers involved:** 27
- **Contact person for queries:**  
**Name:** Mustaqimah  
**Email:** [icates@unsyiah.ac.id](mailto:icates@unsyiah.ac.id)  
**Affiliation:** Syiah Kuala University - Agricultural Engineering



# Table of contents

Volume 1116

**2022**

◀ Previous issue    Next issue ▶

**The 4th International Conference on Agricultural Technology, Engineering, and Environmental Sciences 2022 09/08/2022 - 10/08/2022 Banda Aceh, Indonesia**

Accepted papers received: 18 November 2022

Published online: 30 December 2022

Open all abstracts

---

## Preface

---

**OPEN ACCESS**

011001

International Conference on Agricultural Technology and Engineering, and Environmental Sciences

+ Open abstract     View article     PDF

---

**OPEN ACCESS**

011002

Peer Review Statement

+ Open abstract     View article     PDF

---

## Agricultural Engineering and Technology

---

**OPEN ACCESS**

012001

This site uses cookies. By continuing to use this site you agree to our use of cookies. To find out more, see our [Privacy and Cookies policy](#).  
Model validation of carbon-fiber and glass-fiber reinforced elastomeric isolators using finite element method



H I Rofiq, Tavo and D Iranata

[+ Open abstract](#)

[View article](#)

[PDF](#)

---

**OPEN ACCESS**

012002

Model validation of hollow core slab with overlay using Response-2000

S N Salma, Tavo and D Iranata

[+ Open abstract](#)

[View article](#)

[PDF](#)

---

**OPEN ACCESS**

012003

A review on the potency of *Dioscorea hispida* Dennst as a source of prebiotic for kampung super chicken

D A Putra, F S Rosyad, S Prihatin, T A Bramastya, Z S Al Rahman and M Cahyadi

[+ Open abstract](#)

[View article](#)

[PDF](#)

---

**OPEN ACCESS**

012004

Feasibility study of post-harvest handling of betel nut using a self-developed betel nut cutting machine

R Bulan, S Noviasari, M Abrar, K Siregar, M Y Wardhana, R Yana, D Laryea, L Isma and A Sitorus

[+ Open abstract](#)

[View article](#)

[PDF](#)

---

**OPEN ACCESS**

012005

The Differences of sensory quality in kimchi from Korea and Indonesia: A Systematic Review

Anastasia Audrey Umrison Teiseran, Cicilia, Paula Natalia, Vinnca Natalia Christian, Yan Miharti and Elisabeth Rukmini

[+ Open abstract](#)

[View article](#)

[PDF](#)

---

**OPEN ACCESS**

012006

Improving the visual impressions of wood-based craft products through two-dimensional engraving of patterns

H Nugraha, F B Leksono and D Angelina

[+ Open abstract](#)

[View article](#)

[PDF](#)

This site uses cookies. By continuing to use this site you agree to our use of cookies. To find out more, see our [Privacy and Cookies policy](#).



**OPEN ACCESS**

012007

In vitro and molecular docking of  $\alpha$ -Glucosidase inhibitor potency from *Artabotrys suaveolens* leaf and stem bark

D Rosa, B Elya, M Hanafi and A Khatib

[+ Open abstract](#)

[View article](#)

[PDF](#)

**OPEN ACCESS**

012008

Measurement of quality non-specific and specific-parameters of 70% ethanol extract and simplicia from cascara coffee robusta (*Coffea canephora* L.) and its potency as antioxidant.

N F Utami, B Elya, Hayun and Kusmardi

[+ Open abstract](#)

[View article](#)

[PDF](#)

**OPEN ACCESS**

012009

In vitro ultra violet (UV) protection of *curculigo latifolia* extract as a sunscreen candidate

S Nur, M Hanafi, H Setiawan and B Elya

[+ Open abstract](#)

[View article](#)

[PDF](#)

**OPEN ACCESS**

012010

Traceability system for lobsters supply chain: a review finding and method

N Elfiana, I Sulaiman and Yusriana

[+ Open abstract](#)

[View article](#)

[PDF](#)

**OPEN ACCESS**

012011

A review of a smart coffee roaster: electronics, design, and artificial intelligence

J W Wibowo, A Munandar, O Mahendra, J V Josary, D I S Ningrum and B Sejati

[+ Open abstract](#)

[View article](#)

[PDF](#)

**OPEN ACCESS**

012012

Innovative bolted steel box for seismic-resistant dry-precast concrete beam-column connection

This site uses cookies. By continuing to use this site you agree to our use of cookies. To find out more, see our Privacy and Cookies policy.



Donny Kurniawan Prasetya and Tavio

[+ Open abstract](#)

[View article](#)

[PDF](#)

---

**OPEN ACCESS**

012013

Long-term climate variabilities across rice food estate of new capital city, Indonesia

L Fitriana, S Susanto, M K Zaki, C Setyawan and Ngadisih

[+ Open abstract](#)

[View article](#)

[PDF](#)

---

**OPEN ACCESS**

012014

Optical characteristics of fermented cocoa pod husk based on Nears Infrared Reflectance Spectroscopy and evaluation of its quality as animal feed materials

Samadi, R W Nasution, S Wajizah, Z Zulfahrizal and A A Munawar

[+ Open abstract](#)

[View article](#)

[PDF](#)

---

**OPEN ACCESS**

012015

A Novel Method for Removal of Iron Ion Contamination in Patchouli Essential Oil

D A Luthfiah, I Machdar, F Zakiah, S A Arpa and H Usman

[+ Open abstract](#)

[View article](#)

[PDF](#)

---

**OPEN ACCESS**

012016

Performance analysis of hydroponic system on verticulture technique of spinach (*Ipomoea aquatica*)

R E Putri, A Feri, P Irriwad and A Hasan

[+ Open abstract](#)

[View article](#)

[PDF](#)

---

**OPEN ACCESS**

012017

The Utilization of Sentinel-1 Soil Moisture Satellite Imagery for Runoff Coefficient Analysis

M. Ramadhan AG, Hanggar Ganara Mawandha, M. Wiji Nur Huda and Ngadisih Ngadisih

[+ Open abstract](#)


[View article](#)

[PDF](#)

This site uses cookies. By continuing to use this site, you agree to our use of cookies. To find out more, see our Privacy and Cookies policy.





**OPEN ACCESS****012018****Effect of delignification and bleaching stages on cellulose purity of oil palm empty fruit bunches****S Susi, M Ainuri, W Wagiman and M A F Falah****+ Open abstract** **View article** **PDF****OPEN ACCESS****012019****Effect of ultrasonic-assisted extraction method on the oil yield and fatty acid profile of *Thraustochytrium multirudimentale* and *Rhodotorula mucilaginosa*****S H Anwar, M Muzaiifa, Asmawati and E Rozana****+ Open abstract** **View article** **PDF****OPEN ACCESS****012020****Application of NIRS adaptive technology for prediction of in vitro digestibility parameters of feed ingredients from Fermented Cocoa Pods****Samadi, M Fizar, S Wajizah, Z Zulfahrizal and A A Munawar****+ Open abstract** **View article** **PDF****OPEN ACCESS****012021****Encapsulation of patchouli (*Pogostemon cablin* Benth), nutmeg (*Myristica fragrans*), and citronella (*Cymbopogon nardus*) essential oil using a combination of coating materials with complex coacervation method****Y Aisyah, A L Sabilla and D Yunita****+ Open abstract** **View article** **PDF****OPEN ACCESS****012022****Effect of Fermentation with The Addition of Yeast Tape on The Sensory Quality of Gayo Arabica Coffee****M Assayuti, R Fadhil and C Erika****+ Open abstract** **View article** **PDF**

This site uses cookies. By continuing to use this site you agree to our use of cookies. To find out more, see our [Privacy and Cookies policy](#).



**OPEN ACCESS**

012023

**Application of chemometric combination NIRS technology for analysis of mixed coconut oil levels in Aceh Patchouli Oil**

Aris Munandar, Sri Mulyati, Hasanuddin and Zulfahrizal

**+** Open abstract View article PDF**OPEN ACCESS**

012024

**The addition of dried broccoli (*Brassica oleracea* L.) leaves can improve the nutrition of noodles**

M Devi, S Soekopitojo, A Putri, H Pratikto, A P Wibawa and M A Hamid

**+** Open abstract View article PDF**OPEN ACCESS**

012025

**Analysis of pH parameters and color of palm sap since tapping**

Ansar, Nazaruddin and Atri Dewi Azis

**+** Open abstract View article PDF**OPEN ACCESS**

012026

**Effect of media on the percentage of *Cratoxylum arborescens* cutting**

R S Wahyuningtyas, N K Kartikawati, A Nirsatmanto, S Sunarti, A I Putri, T Herawan, L Haryjanto, P B Santosa, F Lestari and A Rimbawanto

**+** Open abstract View article PDF**OPEN ACCESS**

012027

**Non-destructive measurement of malic acid content of sapodilla fruit using visible near infrared (VisNIR) spectroscopy with variations in storage temperature**

D N Rahmia, E Z D Pratiwi, M F R Pahlawan, H Z Amanah and R E Masithoh

**+** Open abstract View article PDF**OPEN ACCESS**

012028

**Mini plant factory development using IoT and cloud system for urban greens cultivation**

This site uses cookies. By continuing to use this site you agree to our use of cookies. To find out more, see our Privacy and Cookies policy.



M A F Dzaky, A P Nugroho, Y D Prasetyatama, M A F Falah, L Sutiarto and T Okayasu

[+ Open abstract](#) [View article](#) [PDF](#)

---

**OPEN ACCESS**

012029

Analysis of airflow distribution on urban mini plant factory using computational fluid dynamics

R Suwardana, A P Nugroho, Y D Prasetyatama, M A F Falah, L Sutiarto and T Okayasu

[+ Open abstract](#) [View article](#) [PDF](#)

---

**OPEN ACCESS**

012030

Workload analysis on the operation of a type II pivot trailer on a hand tractor using tire wheels in oil palm plantations

M Dhafir, M Idkham and M K A Ayyubi

[+ Open abstract](#) [View article](#) [PDF](#)

---

**OPEN ACCESS**

012031

The performance of dry spell-based index to predict agricultural drought

T Ferijal and Subhan

[+ Open abstract](#) [View article](#) [PDF](#)

---

**OPEN ACCESS**

012032

Characteristics of roasting arabica and robusta coffee beans with rotary cylinder tube roast machine with electric heat source

Syafriandi, A Lubis, R Fadhil and O Paramida

[+ Open abstract](#) [View article](#) [PDF](#)

---

**OPEN ACCESS**

012033

Drying kinetics, modelling and total flavonoid content of *Phyllanthus niruri* L. under different drying temperature

W Agusta, Maisaroh, H D Hermansyah, D Anggraeni, Astuti, Harianto, W Purwanto and L P Manalu

[+ Open abstract](#) [View article](#) [PDF](#)

This site uses cookies. By continuing to use this site you agree to our use of cookies. To find out more, see our [Privacy and Cookies policy](#).



**OPEN ACCESS**

012034

Reliable classification of nutmeg fruits from some geographical origins using SWNIR spectroscopy associated with PLS-DA and SVM methods: Case Study in Aceh Province, Indonesia

Devianti, Sufardi and Yusmanizar

[+ Open abstract](#)[View article](#)[PDF](#)**OPEN ACCESS**

012035

Workload Analysis during Operation Coconut Coir Peeler Operation

M Idkham, M Dhafir, Safrizal and M R Aulia

[+ Open abstract](#)[View article](#)[PDF](#)**OPEN ACCESS**

012036

Drying Kinetics of Banana (*Musa paradisiaca L.*) Slices in GHE Solar Dryer

H Syah and Yusmanizar

[+ Open abstract](#)[View article](#)[PDF](#)**OPEN ACCESS**

012037

Solvent extraction of Amla (*Phyllanthus emblica*) seed oil using hexane

N P Mauliza, C M Rosnelly, Satriana and M D Supardan

[+ Open abstract](#)[View article](#)[PDF](#)**OPEN ACCESS**

012038

The effect of adding electrolyte solution to the cream demulsification technique on the purification of palm oil-based MDAG

N Suriaini, Y Syamsuddin, N Arpi and M D Supardan

[+ Open abstract](#)[View article](#)[PDF](#)**OPEN ACCESS**

012039

Prospect of Essential Oil Industrial Waste as Energy Resources for Essential Oil Production Process

This site uses cookies. By continuing to use this site you agree to our use of cookies. To find out more, see our Privacy and Cookies policy.



S E Agustina and L S Kholifah

[+ Open abstract](#)

[View article](#)

[PDF](#)

## Sustainable Agriculture

OPEN ACCESS

012040

The system dynamics modeling of tenant rice farmer in Aceh Besar regency

L Hakim, Monalisa, N Juliaviani and C Faradilla

[+ Open abstract](#)

[View article](#)

[PDF](#)

OPEN ACCESS

012041

Lactobacillus Substitution as a Chicken Antibiotic Growth Promotor: A Systematic Review

S Kristianti, C Vivienne, S Andela and E Rukmini

[+ Open abstract](#)

[View article](#)

[PDF](#)

OPEN ACCESS

012042

Utilizing forest genetic resources in developing a new variety of *Acacia* hybrid (*Acacia mangium* × *Acacia auriculiformis*) to support the sustainable use of plants in Indonesia

A Nirsatmanto, S Sunarti, N K Kartikawati, A I Putri, T Herawan, L Haryjanto, R S Wahyuningtyas, P B Santoso, F Lestari and A Rimbawanto

[+ Open abstract](#)

[View article](#)

[PDF](#)

OPEN ACCESS

012043

Development of morphological marker on natural interspecific hybrid seedling of *Acacia* (*Acacia mangium* × *Acacia auriculiformis*) verified by molecular marker

S Sunarti, A Nirsatmanto, A I Putri, N K Kartikawati, A Rimbawanto, L Haryjanto, T Herawan, R S Wahyuningtyas, P B Santoso, F Lestari *et al*

[+ Open abstract](#)

[View article](#)

[PDF](#)

OPEN ACCESS

012044

This site uses cookies. By continuing to use this site you agree to our use of cookies. To find out more, see our Privacy and Cookies policy.

**In vitro rumen fermentation characteristics of fermented complete feed based on rice straw with moringa leaves (*Moringa oleifera*) addition**

S Wajizah, F A Fhonna, F Khairi and M Delima

[+ Open abstract](#) [View article](#) [PDF](#)**OPEN ACCESS**

012045

**Identification of paddy field conversion rate in relation to food security in Aceh Besar District, Aceh Province, Indonesia**

M Yasar, M K Kamarudin, N Diana Mohd Idris, T D Kiswayadi, R Salima and J Foo

[+ Open abstract](#) [View article](#) [PDF](#)**OPEN ACCESS**

012046

**Coccidiosis in Bali Cattle from Extensive Farm Management**

W Nurany, C W Attahirah, D M Nuraini, W Pawestri and M Cahyadi

[+ Open abstract](#) [View article](#) [PDF](#)**OPEN ACCESS**

012047

**Rice (*Oryza sativa L.*) response on increased drought and salinity in the vegetative phase**

C N Ichsan, G Erida, M Hayati and Yuliawati

[+ Open abstract](#) [View article](#) [PDF](#)**OPEN ACCESS**

012048

**Differences in morphometric characterization of female BSA hybrid chickens fed on wet fermented diet containing a combination of maggot flour (*Hermetia illucens*) and active digestive enzymes in ration**

M. Aman Yaman, Farhan Ananda Rangkuti, M. Daud and Zulfan

[+ Open abstract](#) [View article](#) [PDF](#)**Energy, soil, and water engineering****Open Access** cookies. By continuing to use this site you agree to our use of cookies. To find out more, see our [Privacy and Cookies policy](#).

012048

## Comparison of carbon content in soil and biomass in various types of sub-optimal dryland use in Aceh Besar, Indonesia

S Sufardi, S Syafruddin, T Arabia, K Khairullah and HA Umar

[+ Open abstract](#) [View article](#) [PDF](#)

---

### OPEN ACCESS

012050

## Current development of polyurethane foam as adsorbent filler: a review

R Sunartaty, A Muslim, S Aprilia and Mahidin

[+ Open abstract](#) [View article](#) [PDF](#)

---

### OPEN ACCESS

012051

## Detection of groundwater sources in Lembor village using geoelectrical resistivity method schlumberger configuration

M F R Hasan, A Pradiptiya, Y Setiawan, P A M Agung, A Susilo and Sunaryo

[+ Open abstract](#) [View article](#) [PDF](#)

---

### OPEN ACCESS

012052

## A review of climate change studies on paddy agriculture in Indonesia

M F Ikhwal, S Nur, D Darmansyah, A M Hamdan, N S Ersa, N Aida, A Yusra and A Satria

[+ Open abstract](#) [View article](#) [PDF](#)

---

### OPEN ACCESS

012053

## Simultaneous landfill leachate treatment and electricity production by sediment microbial fuel cell

N Emalya, R Berutu, Alfiansyah, E Munawar, Tarmizi, Suhendrayatna and Yunardi

[+ Open abstract](#) [View article](#) [PDF](#)

---

### OPEN ACCESS

012054

## Agricultural waste from crop production as an energy resource

T I Andreenko, S V Kiseleva and Yu Yu Rafikova

[+ Open abstract](#) [View article](#) [PDF](#)

This site uses cookies. By continuing to use this site you agree to our use of cookies. To find out more, see our Privacy and Cookies policy.



---

**OPEN ACCESS**

012055

The potential of dewaka banana stems as raw materials for bioethanol

N L S Suryaningsih, Mursalim, A Laga and H Natsir

[+ Open abstract](#)[View article](#)[PDF](#)

---

**OPEN ACCESS**

012056

Chicken eggshells as a soil amendment and their relationship with the morphological response of mustard plants (*Brassica juncea*, L.)

Muyassir Muyassir, Helmi Helmi, Ilyas Ilyas, Munawar Khalil and Sabaruddin Zakaria

[+ Open abstract](#)[View article](#)[PDF](#)

---

**OPEN ACCESS**

012057

Chemical Characteristics of Dryland Soils from Aceh Besar Regency As A Fertilizer Design Reference

Mustaqimah, Devianti, AA Munawar, Ferijal and Sufardi

[+ Open abstract](#)[View article](#)[PDF](#)

---

## Post-harvest handling and technology

---

**OPEN ACCESS**

012058

Physicochemical Changes of Grobogan Variety Soybean (*Glycine max*) during Pilot Plant Scale Steam Flash Explosion – A Reaction Kinetics Approach

J Kahfi, N Laily, NS Palupi and P Hariyadi

[+ Open abstract](#)[View article](#)[PDF](#)

---

**OPEN ACCESS**

012059

Medicinal Plant Extraction of Zingiber Officinale Rhizome using Response Surface Methodology (RSM) and Characterization of the Product

A S Nasori, B Wiguna, A Sulaswati, P Atmaji, E Mardiyati, W Purwanto, I B Susetyo, J Kahfi, D Rachman, R G Sativa *et al*[+ Open abstract](#)[View article](#)[PDF](#)

This site uses cookies. By continuing to use this site you agree to our use of cookies. To find out more, see our [Privacy and Cookies policy](#).





**OPEN ACCESS**

012060

**Initial Characterization of Bifidus Milk Quality with Different Starter Levels of *Bifidobacterium longum***

Yurliasni Yurliasni, Zuraida Hanum, Mira Delima, Herawati Latif and Nurul Hidayati

**+** Open abstract View article PDF**OPEN ACCESS**

012061

**The Viability of The Pasteurized milk with the addition Cinnamon (*Cinnamomum burmannii*) Extract**

Z Hanum, Yurliasni, N Sofiandi, Z M Gaznur and Z Aini

**+** Open abstract View article PDF**OPEN ACCESS**

012062

**Classification of tomato (*Lycoersicon Esculentum* Miil) ripeness levels based on HSV color using digital image processing**

Ifmalinda, Andasuryani and I Rasinta

**+** Open abstract View article PDF**OPEN ACCESS**

012063

**Effect of size reduction on yellow soybean seed characterization based on colorimetry**

F R Abadi, R E Masithoh, L Sutiarto and S Rahayoe

**+** Open abstract View article PDF**OPEN ACCESS**

012064

**Preparation and characterization of nanofiltration (NF) polyethersulfone and its preliminary studies on beta-carotene concentration from crude palm oil**

F Razi, A Azwar, S Sofyana, N M Erfiza and M Luxyana

**+** Open abstract View article PDF**OPEN ACCESS**

012065

**Drying Kinetics and Modelling of Keladi Tikus (*Tynphonium flagelliforme* (Lodd) Blume)**

This site uses cookies. By continuing to use this site you agree to our use of cookies. To find out more, see our Privacy and Cookies policy.



Maisaroh, Astuti, D Anggraeni, L N Prasetyani, H D Hermansyah, W Agusta, L P Manalu and W Purwanto

[+ Open abstract](#) [View article](#) [PDF](#)

---

**OPEN ACCESS**

012066

Optimization of sensory characteristics of bilimbi tea drink (Averrhoa Tea)

Juanda, Raida Agustina and Sri Hartuti

[+ Open abstract](#) [View article](#) [PDF](#)

---

**OPEN ACCESS**

012067

Physico-chemical characteristics of Pliek-U in Aceh

R Agustina, R Hayati, H Hasanuddin and R Fadhil

[+ Open abstract](#) [View article](#) [PDF](#)

---

**OPEN ACCESS**

012068

Loaf volume and porosity for sourdough bread based modified cassava flour by linier regression and sensory evaluation approach

Z Zaidiyah, B M Nur, Y M. Lubis, I S Nasution, F Nadia and U Khaira

[+ Open abstract](#) [View article](#) [PDF](#)

---

**OPEN ACCESS**

012069

Monitoring and performance of stem stalk water hyacinth drying using modified greenhouse dryer

I S Nasution, P Satriyo, Raaini and S Moulida

[+ Open abstract](#) [View article](#) [PDF](#)

---

## Environmental Sciences

---

**OPEN ACCESS**

012070

Analysis of community adaptation on sinking coastal settlement in the Sriwulan, Demak Regency, Indonesia

This site uses cookies. By continuing to use this site you agree to our use of cookies. To find out more, see our Privacy and Cookies policy.  
B Rahman, N A B Wicaksono, M Karmila and M A Ridlo



[+ Open abstract](#) [View article](#) [PDF](#)

---

**OPEN ACCESS**

012071

Analysis of habitat canopy cover for bird's family bucerotidae with canopy capture in pocut meurah intan forest park, aceh besar

Khairil, Yuri Gagarin, Abdullah and Cut Nurmaliah

[+ Open abstract](#) [View article](#) [PDF](#)

---

**OPEN ACCESS**

012072

Modular Rainwater Storage Design Planning in Support of the Urban Infrastructure Systems Program

A Kurniawan, T Abieza, P T S Sembada and F N M Jayatri

[+ Open abstract](#) [View article](#) [PDF](#)

---

**OPEN ACCESS**

012073

The polyamine compound to response for biotic and abiotic stresses in *Zea mays* plant

R Hayati, E Rosa, R Rahmiati, S Savitri, S Fitri and K Khumaira

[+ Open abstract](#) [View article](#) [PDF](#)

---

**OPEN ACCESS**

012074

Performance of SCC Concrete with Additional Materials of Rice Husk Ash

Amalia, L Tiyani, Y Setiawan and M F R Hasan

[+ Open abstract](#) [View article](#) [PDF](#)

---

**OPEN ACCESS**

012075

The Assessment of material resource and cycle (MRC) of architectural finishing works for tall building construction

A M Hajji, A Yulistyorini, C P Dewi and M H Ahmad

[+ Open abstract](#) [View article](#) [PDF](#)

---

This site uses cookies. By continuing to use this site you agree to our use of cookies. To find out more, see our [Privacy and Cookies policy](#).

**OPEN ACCESS**

012076

## Spatial distribution of elephant populations and habitat characteristics in the Serbajadi-Lokop forest area of Aceh Indonesia

Z Zulfikar, D Dahlan and A Abdullah

[+ Open abstract](#) [View article](#) [PDF](#)

---

**OPEN ACCESS**

012077

## Hydrothermal pretreatment optimization of hemicellulose dissolution of sugar palm starch industrial waste

H.M.A. Hakim, W. Supartono, M. Ainuri and J.N.W. Karyadi

[+ Open abstract](#) [View article](#) [PDF](#)

---

**OPEN ACCESS**

012078

## Aceh traditional village landscape patterns as a way of adapting to the climate in modern housing

C Nursaniah, L Qadri and Z Fuady

[+ Open abstract](#) [View article](#) [PDF](#)

---

**OPEN ACCESS**

012079

## Net Ecosystem Exchange of Carbon Dioxide in Rice Summer – Autumn crop of the lower Mekong delta, Vietnam

H Q Pham, M Pavelka, J Dušek, V X Nguyen, K H N Vu, A T Bui and S T Le

[+ Open abstract](#) [View article](#) [PDF](#)

---

**OPEN ACCESS**

012080

## Evaluation and usability testing on integrated forest and land fire patrol application in Sumatera Region

R Gusmendasari, L S Sitanggang, F Ardiansyah, L Syaufina, H Rahmawan, R Trisminingsih and Wulandari

[+ Open abstract](#) [View article](#) [PDF](#)

---

**OPEN ACCESS**

012081

## The potential habitat for bird migration in the coastline area of Banda Aceh City

Khairunisak, Abdullah, I Huda, Khairil and Asiah

[+ Open abstract](#) [View article](#) [PDF](#)

This site uses cookies. By continuing to use this site, you agree to our use of cookies. To find out more, see our Privacy and Cookies policy.



**OPEN ACCESS**

012082

**Bioremediation to increase the ex-mining land reclamation in Indonesia**

E Rosa, S Sufardi, S Syafruddin and M Rusdi

**+** Open abstract View article PDF**OPEN ACCESS**

012083

**Chemical analysis of mangrove land in north Aceh**

R Harifia, M Irham, Muhammadar, Faisal and M Rusdi

**+** Open abstract View article PDF**OPEN ACCESS**

012084

**Lands Cover Dynamics of Siais Lake Catchment Area, Tapanuli Selatan District, Indonesia**

Samsuri, A Zaitunah, AG Ahmad and I Pasaribu

**+** Open abstract View article PDF**OPEN ACCESS**

012085

**Distribution and breeding site of *Scylla serata* (Forsk.) in south west coast of Aceh**

M D Asiah, D Syafrianti, Wardiah, F A Uhusna and Zulfikar

**+** Open abstract View article PDF**OPEN ACCESS**

012086

**Prediction of Settlement Growth in Meulaboh Urban Area (MUA) and Its Implication for Carrying Capacity**

Auliaur Rahman, Ichwana Ramli, Mirza Irwansyah and Ashfa Achmad

**+** Open abstract View article PDF**OPEN ACCESS**

012087

**Improving the performance and physical condition of the intestines of the Lohman MB202 broiler chicken intestine by using fermented****local herbs**

This site uses cookies. By continuing to use this site you agree to our use of cookies. To find out more, see our [Privacy and Cookies policy](#).



Zulhelmi, M Daud and Allaily

[+ Open abstract](#)

[View article](#)

[PDF](#)

---

**OPEN ACCESS**

012088

Andesite Mine Handling Strategy as an Effort to Minimize Significant Impacts of Environmental Damage in Aceh Jaya, Indonesia

M Rizaldi, I Ramli and A Deli

[+ Open abstract](#)

[View article](#)

[PDF](#)

---

**OPEN ACCESS**

012089

Solid–Liquid Separation of Dairy Barn by Electrocoagulation with Cationic Polymer Coagulant

Toshinori Takahashi, Thenuwara Arachchige Omila Kasun Meetiyyagoda, Rasheed Bakare, Enjeh Fobang, Ken Takeda and Takeshi Fujino

[+ Open abstract](#)

[View article](#)

[PDF](#)

**JOURNAL LINKS**

---

[Journal home](#)

---

[Journal scope](#)

---

[Information for organizers](#)

---

[Information for authors](#)

---

[Contact us](#)

---

[Reprint services from Curran Associates](#)

This site uses cookies. By continuing to use this site you agree to our use of cookies. To find out more, see our [Privacy and Cookies policy](#).





physicsworld  
VIDEOS



**HAMAMATSU**  
PHOTON IS OUR BUSINESS

The ORCA-Quest  
camera with qCMOS  
technology from  
*Hamamatsu*

Filmed at the APS  
Meeting in Las Vegas,  
*Hamamatsu* is looking to  
hear from partners who  
may have a unique  
application for this  
camera and the new  
technology it brings

watch now

This site uses cookies. By continuing to use this site you agree to our use of cookies. To find out more, see our Privacy and Cookies policy.





# The 4<sup>th</sup> International Conference on Agricultural Technology, Engineering, and Environmental Sciences (ICATES) 2022

Address: Agricultural Engineering Department, Faculty of Agriculture, Universitas Syiah Kuala  
Jln. Tgk. Hasan Krueng Kalee, No. 3, Banda Aceh-Indonesia, Email: [icates@unsyiah.ac.id](mailto:icates@unsyiah.ac.id)  
Website: <http://icates.unsyiah.ac.id> ; Mobile: +6285314534351



## Paper Acceptance 74/ICATES/FP/TP/2022

07 August 2022

IOP-74

Dear

**Susi Susi, Makhmudun Ainuri, W Wagiman and M A F Falah**

We are pleased to inform you that your paper entitled: “*Effect Of Delignification And Bleaching Stages On Cellulose Purity Of Oil Palm Empty Fruit Bunches*” is **accepted**. Please upload your final ready paper in MS Word file to this URL: <https://bit.ly/ICATES-2022-MSword>

Accepted and presented paper will be submitted for the publication in IOP EES scheduled in 4<sup>th</sup> quarter 2022 of the forthcoming volume: <http://iopublishing.org/ees-forthcoming-volumes/>. Detailed information and conference program can be found in our official website at <http://icates.unsyiah.ac.id/>.

Please feel free to contact us if you have any questions regarding the conference by citing your abstract ID. Thank you very much for your interest, and we look forward to working with you on a successful conference.

Cordially yours,



Dr. T. Ferijal, M.Sc  
Chairperson ICATES 2022, Banda Aceh-Indonesia  
Website: [icates.unsyiah.ac.id](http://icates.unsyiah.ac.id)



Department of Agricultural  
Engineering



Faculty of Civil Engineering and  
Earth Resources



Pusat Riset Mekanisasi dan  
Perbengkelan Pertanian



Fakulti  
Sains Gunaan



# CERTIFICATE

of Appreciation



awarded to

## SUSI

for scientific contribution as **PRESENTER** during

**The 4th International Conference on Agricultural Technology, Engineering, and Environmental Science (ICATES) 2022**

organized by Agricultural Engineering Department – Universitas Syiah Kuala

10-11 August 2022, Banda Aceh, Indonesia



Prof. Dr. Ir. Samadi, M.Sc.  
Dean of Faculty of Agriculture



Dr. rer. hort. Indera Sakti Nasution, S.TP., M.Sc.  
Head of Agricultural Engineering Department



Dr. T. Ferijal, S.TP., M.Sc.  
Chairman Of ICATES 2022





# The 4<sup>th</sup> International Conference on Agricultural Technology, Engineering, and Environmental Sciences (ICATES) 2022

Address: Agricultural Engineering Department, Faculty of Agriculture, Universitas Syiah Kuala  
Jln. Tgk. Hasan Krueng Kalee, No. 3, Banda Aceh-Indonesia, Email: [icates@unsyiah.ac.id](mailto:icates@unsyiah.ac.id)  
Website: <http://icates.unsyiah.ac.id> ; Mobile: +6285314534351



## Paper Acceptance 74/ICATES/FP/TP/2022

07 August 2022

IOP-74

Dear

**Susi Susi, Makhmudun Ainuri, W Wagiman and M A F Falah**

We are pleased to inform you that your paper entitled: “*Effect Of Delignification And Bleaching Stages On Cellulose Purity Of Oil Palm Empty Fruit Bunches*” is **accepted**. Please upload your final ready paper in MS Word file to this URL: <https://bit.ly/ICATES-2022-MSword>

Accepted and presented paper will be submitted for the publication in IOP EES scheduled in 4<sup>th</sup> quarter 2022 of the forthcoming volume: <http://iopublishing.org/ees-forthcoming-volumes/>. Detailed information and conference program can be found in our official website at <http://icates.unsyiah.ac.id/>.

Please feel free to contact us if you have any questions regarding the conference by citing your abstract ID. Thank you very much for your interest, and we look forward to working with you on a successful conference.

Cordially yours,



Dr. T. Ferijal, M.Sc  
Chairperson ICATES 2022, Banda Aceh-Indonesia  
Website: [icates.unsyiah.ac.id](http://icates.unsyiah.ac.id)



Department of Agricultural  
Engineering



Faculty of Civil Engineering and  
Earth Resources



Pusat Riset Mekanisasi dan  
Perbengkelan Pertanian



Fakulti  
Sains Gunaan



susi susi &lt;susi\_tip@ulm.ac.id&gt;

---

## Your Paper for ICATES-2022

1 message

---

**Morressier Team** <discover@morressier.com>

To: susi\_tip@ulm.ac.id

Fri, Oct 21, 2022 at 4:08 PM

# Morressier<sup>\*</sup>

---

Hi there,

Thank you for your Paper Submission to 'ICATES-2022'. Your Submission 'Effect of delignification and bleaching stages on cellulose purity of oil palm empty fruit bunches' has been provisionally accepted by the Conference Editors. If your Paper is also accepted by the Publisher, you will be notified again when it enters the Production stage.

If you have any problems, please don't hesitate to ask for assistance or advice. Reach us by email at [support@morressier.com](mailto:support@morressier.com) or through the "Get help" option in your personal menu.

[Go to My Submissions](#)

---



**Morressier**

Morressier GmbH

Zossener Straße 55-58

10961 Berlin



susi susi <susi\_tip@ulm.ac.id>

---

## Your Paper for ICATES-2022

2 messages

---

**Morressier Team** <discover@morressier.com>  
To: susi\_tip@ulm.ac.id

Tue, Oct 18, 2022 at 2:42 PM

# Morressier<sup>\*</sup>

---

Hi there,

Thank you for your Paper Submission to 'ICATES-2022'.

The Editor has requested that you resubmit your Paper 'Effect of delignification and bleaching stages on cellulose purity of oil palm empty fruit bunches' with some changes. Go to My Submissions to see any comments from the Reviewers or Editor and submit an updated version of your Paper. The Deadline for resubmitting is October 25, 2022.

Please note that your revised Paper must be a camera-ready manuscript without any highlighted changes. A summary of the changes you have made to your Paper can be included in your Response to Reviewers, which you may upload as a separate document.

**Go to My Submissions**



**Morressier**

Morressier GmbH

[Zossener Straße 55-58](#)

[10961 Berlin](#)

---

**Morressier Team** <discover@morressier.com>  
To: susi\_tip@ulm.ac.id

Tue, Oct 18, 2022 at 2:42 PM

[Quoted text hidden]



susi susi &lt;susi\_tip@ulm.ac.id&gt;

---

## Your Proceedings Paper for ICATES-2022

1 message

---

**Morressier Team** <discover@morressier.com>  
To: susi\_tip@ulm.ac.id

Fri, Aug 5, 2022 at 2:23 PM

# Morressier<sup>\*</sup>

---

Hi there,

Thank you for your Paper Submission to 'ICATES-2022'. Your Submission 'Effect of delignification and bleaching stages on cellulose purity of oil palm empty fruit bunches' has been provisionally accepted for inclusion in the Event Proceedings. If your Paper is also accepted by the Publisher, you will be notified again when it enters the Production stage.

If you have any problems, please don't hesitate to ask for assistance or advice. Reach us by email at [support@morressier.com](mailto:support@morressier.com) or through the "Get help" option in your personal menu.

[Go to My Submissions](#)

---



**Morressier**

Morressier GmbH

Zossener Straße 55-58

10961 Berlin





susi susi &lt;susi\_tip@ulm.ac.id&gt;

---

## Your Proceedings Paper for ICATES-2022

1 message

---

**Morressier Team** <discover@morressier.com>  
To: susi\_tip@ulm.ac.id

Tue, Aug 2, 2022 at 1:15 PM

# Morressier<sup>\*</sup>

---

Hi there,

Thank you for your Paper Submission to 'ICATES-2022'.

The Editor has requested that you resubmit your Paper 'Effect of delignification and bleaching stages on cellulose purity of oil palm empty fruit bunches' with some changes. Go to My Submissions to see any comments from the Reviewers or Editor and submit an updated version of your Paper. The Deadline for resubmitting is August 09, 2022.

Please note that your revised Paper must be a camera-ready manuscript without any highlighted changes. A summary of the changes you have made to your Paper should be included in your Response to Reviewers, which you may upload as a separate document.

**Go to My Submissions**



**Morressier**\*

Morressier GmbH

[Zossener Straße 55-58](#)

[10961 Berlin](#)



susi susi &lt;susi\_tip@ulm.ac.id&gt;

---

**Paper(s) for ICATES-2022 entering Production**

1 message

**Morressier Team** <discover@morressier.com>

To: susi\_tip@ulm.ac.id

Fri, Nov 18, 2022 at 11:29 PM

---

# IOP Publishing **Morressier**

Dear Susi Susi,

We are pleased to inform you that the following Papers have passed the Publisher's checks and are being finalized for publication:

- Effect of delignification and bleaching stages on cellulose purity of oil palm empty fruit bunches

The Papers are now entering the Production process to prepare them for publication on the IOPscience platform. An overview of the publication procedure is available [here](#).

You can access a list of your Submissions using the link below. If you have any problems accessing the link, please contact [support@morressier.com](mailto:support@morressier.com).

**Go to My submissions**



**Morressier<sup>\*</sup>**

Morressier GmbH

[Zossener Straße 55-58](#)

[10961 Berlin](#)

PAPER • OPEN ACCESS

## Effect of delignification and bleaching stages on cellulose purity of oil palm empty fruit bunches

To cite this article: S Susi *et al* 2022 *IOP Conf. Ser.: Earth Environ. Sci.* **1116** 012018

View the [article online](#) for updates and enhancements.

You may also like

- [Delignification of Oil Palm Empty Bunch with Compressive Heat and Naoh Concentration in Separate Lignosellulose](#)  
WR Hartari, F Delvitasari, Sarono *et al.*
- [Alkaline pretreatment of sugarcane bagasse on pilot scale reactor](#)  
W A Rizal, R Maryana, D J Prasetyo *et al.*
- [The effect of alkaline-autoclaving delignification on chemical component changes of sugarcane trash](#)  
D A Pramasari, D Sondari, S A Rachmawati *et al.*



### 244<sup>th</sup> Electrochemical Society Meeting

October 8 – 12, 2023 • Gothenburg, Sweden

50 symposia in electrochemistry & solid state science

Abstract submission deadline:  
**April 7, 2023**

Read the call for papers &  
**submit your abstract!**

# Effect of delignification and bleaching stages on cellulose purity of oil palm empty fruit bunches

S Susi <sup>1,2</sup>, M Ainuri <sup>3\*</sup>, W Wagiman <sup>3</sup> and M A F Falah <sup>3</sup>

- <sup>1</sup>) Doctoral Programme of Agroindustrial Technology, Faculty of Agricultural Technology, Gadjah Mada University. Jl. Flora No 1 Bulaksumur Yogyakarta, Indonesia, 55281
- <sup>2</sup>) Department of Agroindustrial Technology, Faculty of Agriculture, Lambung Mangkurat University, Banjarbaru. Jl. A Yani KM 36 Banjarbaru Kalimantan Selatan 70714
- <sup>3</sup>) Department of Agroindustrial Technology, Faculty of Agricultural Technology, Gadjah Mada University. Jl. Flora No 1 Bulaksumur Yogyakarta, Indonesia, 55281

\*Email: [dun@ugm.ac.id](mailto:dun@ugm.ac.id)

**Abstract.** Oil palm empty fruit bunches (OPEFB) have not been properly utilized by most palm oil mills and communities in Indonesia. The processing and utilization of OPEFB by palm oil mills are still limited. Due to high cellulose contents, it potentially made into various bioproducts, especially as biomaterials. Therefore, a proper extraction technology is needed to obtain a high level of cellulose purity because alkaline treatment can solely remove a part of hemicellulose and lignin. A higher cellulose content can be obtained by further chemical treatments through the bleaching process. However, no information regarding the difference of the isolation performance method to produce cellulose purity by delignification first or vice versa bleaching as an initial stage. The research determined the purity of EFB cellulose with differences in the sequence of bleaching and alkaline delignification stages. The three methods were carried, namely the first method by bleaching using sodium chlorite 3% two times, followed by delignification of NaOH 10% at room temperature, second method with the same conditions but delignification of NaOH 10% at a temperature of 70-80°C and third method by delignification and continued bleaching under the same conditions. The results showed the bleaching method of sodium chlorite of 2 cycles and continued by alkaline delignification (NaOH 10%) at room temperature resulted in higher cellulose purity than other methods. The FTIR test results indicated the detection of the C-O functional group at a wavelength of 1196 cm<sup>-1</sup> and the C-H functional group at a wavelength of 2967 cm<sup>-1</sup>.

## 1. Introduction

The conversion of fresh palm fruit bunches into palm oil in Indonesia produces several wastes, such oil palm empty fruit bunches (OPEFB) which are quite abundant. Indonesia as the producer of palm oil in the world has the largest area of 14.456.611 Ha with a production of 47.12 million tons (2019). It is estimated that in 2021 Indonesia has an area of 15 million Ha with a production of 49.71 million tons [1]. If the OPEFB waste is 25% (12.42 million tons), and only 10% is processed (1.24 million tons) then there are 11.18 million tons of untapped OPEFB waste potential left [2].



Those waste have not been used correctly by most palm oil mills and communities in Indonesia. Processing and utilization of OPEFB by palm oil mills are still very limited. Most of them usually burn OPEFB in incinerators, or other alternatives are open dumping, used as mulch in oil palm plantations, or processed into compost.

OPEFB as lignocellulosic biomass, contains cellulose, hemicellulose, and lignin. The cellulose content of OPEFB is 23.7-65.0%, while the hemicellulose content is 20.6-33.5% and the lignin content is 14.1-30.5% [3]. The high content of cellulose makes it one of the raw materials that have the potential to be developed into various bio products, especially in the field of biomaterials.

Chemical treatment is the most effective way to obtain higher purity cellulose. The combination of chlorite bleaching, alkali treatment, and acid hydrolysis are commonly used to extract cellulose [4]. Chlorite bleaching function as an extracting holocellulose from raw cellulose fibers. The process removes most of the lignin inside the fibercausing defibrillation. Kargarzadeh et al. [5] stated the diameter of the bleached kenaf bark fiber is smaller than the diameter of the raw fiber. Alkali treatment is used to dissolve the lignin and residual pectin and hemicellulose, while acid hydrolysis is used to degrade amorphous cellulose.

Alkali treatment is only available to partially remove hemicellulose and lignin. A higher cellulose content can only be obtained by further chemical treatment with the bleaching process. Therefore, the bleaching process carries the desired cellulose purity. The research examined the effect of the implementation of the bleaching stage at the beginning and after the delignification process on the purity of the cellulose obtained by limiting the concentration of sodium chlorite and sodium hydroxide used.

## 2. Materials and methods

### 2.1. Materials and equipment

The OPEFB from PT Nurciptasari Moeda Sentosa Kalimantan Selatan were taken, NaOH, NaClO<sub>2</sub>, glacial acetic acid, H<sub>2</sub>SO<sub>4</sub>, and distilled water. Some equipments such as a beaker glass, hotplate stirrer, spatula, filter paper, filter cloth, Fourier transform infrared spectroscopy and colorimeter CIELAB lab tool apps were used.

### 2.2. Preparation of OPEFB material

OPEFB was treated after the trashing process from the palm oil mill then were washed using hot water and manually separated into stalks and grains. The OPEFB were rinsed up to 4 times using clean water. Furthermore, the fibers were soaked with 2 % soap (1: 4) to remove residual oil and dust for 5 hours and then rinsed with clean water. They were drained and dried in an oven at 60°C for 48 hours. Dried OPEFB were cut into 5 cm each, then ground and sifted on a 30 mesh sieve.

### 2.3. Cellulose extraction process (delignification and bleaching)

10 grams of OPEFB fibers were bleached using NaClO<sub>2</sub> solution in the ratio of 1: 25 (w/v) at 70-80°C for 2 hours as much as two cycles. The bleached fiber was dried and weighed. The fibers were delignified using 10% NaOH solution with a ratio of 1:20 on a fiber basis at room temperature (Method 1) and 70 – 80°C (Method 2). Then, the cellulose was washed with distilled water and then refluxed for 30 minutes with distilled water for washing and then dried. While in method 3, the delignification process was carried out first and followed by the bleaching process under the same condition as method 1.

### 2.4. Parameter analysis

The obtained cellulose was measured by its yield after the delignification and bleaching process. The obtained cellulose was analyzed including moisture content, water extractive materials, hemicellulose, cellulose, and lignin content, FTIR test using *Attenuated Total Reflectance-Fourier Transform Infrared Spectroscopy* (ATR- FTIR) Thermo Scientific S10, and CIE L\*, a\*, and b\* color test.

### 2.5. Test method for fiber and cellulose

Analysis of fiber components was carried out using the Chesson method [6]. 1 gram powder sample was added with 150 mL of distilled water and refluxed for 2 hours. The sample was filtered and washed until the pH was neutral and then dried at 105°C, weighed, and calculated using equation (1). The residue 1 obtained was added with 150 mL of 0.5 M H<sub>2</sub>SO<sub>4</sub> and refluxed for 2 hours. The sample was then filtered and washed until the pH was neutral, dried at 105°C until dry then weighed and calculated using equation (2). The residue 2 obtained was added with 10 mL of 72% H<sub>2</sub>SO<sub>4</sub> and macerated for 4 hours at room temperature. The sample was added with 150 mL of 0.5 M H<sub>2</sub>SO<sub>4</sub> and refluxed for 2 hours, filtered, and washed until the pH was neutral. The sample was dried at 105°C until dry then weighed and calculated using equation (3). Calculation of lignin content using equation (4) is as follows:

$$\text{water soluble extractive value (\%)} = \frac{\text{initial mass} - \text{mass of residue 1}}{\text{initial mass}} \times 100\% \quad (1)$$

$$\text{hemicellulose content (\%)} = \frac{\text{mass of residue 1} - \text{mass of residue 2}}{\text{initial mass}} \times 100\% \quad (2)$$

$$\text{cellulose content (\%)} = \frac{\text{mass of residue 2} - \text{mass of residue 3}}{\text{initial mass}} \times 100\% \quad (3)$$

$$\text{lignin content (\%)} = \frac{\text{mass of residue 4}}{\text{initial mass}} \times 100\% \quad (4)$$

## 3. Results and discussion


### 3.1. Cellulose yield

As the most sources of cellulose, currently OPEFB has not been explored yet for its use. Several studies examined the use of cellulose from OPEFB for fiber, microcrystalline cellulose, and carboxyl methyl cellulose. It should be noted that the cellulose isolation process is diverse, but the chemical methods are quite effective in separating cellulose from its impurities. The combination of the bleaching process, acid hydrolysis, and alkaline delignification can alternatively increase the purity of cellulose.

Figure 1 showed the conversion of oil palm empty fruit bunches to cellulose. The size of the OPEFB was reduced before processing to expand the surface area in order to facilitate the bleaching process and acid hydrolysis to alkaline delignification. The study demonstrated the effectiveness of the cellulose extraction process by comparing the bleaching process at an early stage with the reverse delignification process method. The bleaching-acid hydrolysis was carried out at the beginning of the process with the assumption that the acid hydrolysis process would make it easier to open the cell wall and break down the hemicellulose and lignin noticeably more. Meanwhile, in the cellulose extraction process with the delignification step at the beginning of the process, assume that the alkaline delignification aimed to remove the lignin, therefore the bleaching process would be lighter. The bleaching and delignification process is a pre-treatment process which in turn will affect reducing lignin, hemicellulose extracted components, increasing surface area, porosity, and pore size, reducing cellulose crystallinity, and increasing enzyme accessibility.

Different concentrations of sodium chlorite and bleaching cycles produced different bleaching and delignification yields in the range of 42 – 54% and 15-22% (table 1). The smallest yield was obtained from the third method which the delignification step was early followed by bleaching. The yield is 42.98% after bleaching, and 15.68% after the delignification process, while the moisture content did not differ significantly in the cellulose produced.





**Figure 1.** a) OPEFB; b) OPEFB fiber; c) Cuts of OPEFB fiber; d) OPEFB powder; e) after bleaching; f) cellulose from OPEFB.

**Table 1.** Yield and moisture content of cellulose extracted by various methods from OPEFB.

Method	Bleaching yield (%)	Delignification yield (%)	Cellulose moisture content (%)
Bleaching Na Chlorite 3% 2x, Delignification NaOH 10%, Room Temp.	44.82	18.69	6.60
Bleaching Na Chlorite 3% 2x, Delignification NaOH 10% Temp. of 70 - 80°C	49.64	16.58	7.47
Delignification NaOH 10% Temp. of 70-80° C, Bleaching Na Chlorite 3% 2x	42.98	15.86	6.34
Bleaching Na Chlorite 1.7% 3x, Delignification NaOH 17.5% Room Temp.	54.5	22.25	-
Bleaching Na chlorite 1.7% 4x, Delignification NaOH 17.5%, Room Temp.	49.3	21.4	-

- : not measured

The obtained cellulose from several extraction methods using some variations in sodium chlorite concentration and the cycle (table 2) illustrated the highest cellulose was obtained in the bleaching method with sodium chlorite of 3% for two cycles followed by delignification using 10% NaOH at room temperature. The delignification process at a higher temperature (70-80°C) did not affect enough to get high cellulose. Likewise, the method that applied NaOH delignification first at 70-80°C only produced 68.41% cellulose. It appeared that the application of high temperature in the delignification process did not significantly affect the purity of cellulose.

The bleaching processes using sodium chlorite of 3% by twice cycles and alkaline delignification at room temperature reduced lignin by approximately 87%, while the delignification at 70-80°C decreased lignin up to 94.41%; however, the hemicellulose was relatively higher. According to Kim [7] that the main reaction during alkaline pre-treatment includes dissolution of lignin and hemicellulose and de-esterification (saponification) of intermolecular ester bonds. This reaction changed the degree of polymerization of each component and the physical properties of the solid. These changes can include surface area, porosity, and crystallinity. The change in crystallinity index was caused by the removal of amorphous regions (lignin and hemicellulose) from the biomass, rather than structural changes in the cellulose fibers. The bleaching treatment of sodium chlorite under acidic conditions (pH 4-4.5) will facilitate delignification at room temperature because there has been a change in the structure of the fiber and partial dissolution of lignin and hemicellulose.

Referring to Seo et al. [8], alkaline reagents used in pretreatment are very selective for lignin separation. They can be used to recover most lignin with relatively high purity. Base pretreatment retained more hemicellulose than acid or neutral pretreatment. Pretreatment using dilute acid or hot water is effective for hemicellulose recovery. With proper selection of the pre-treatment and its sequence of operations, effective fractionation can be achieved. If alkaline treatment is applied in the first step, low lignin biomass and lignin are obtained as products.

**Table 2.** Composition of cellulose extracted by various methods from OPEFB.

Method	Water Extractive Material	Hemicelulose	Cellulose	Lignin	% Decrease in Hemicellulose	% Decrease in Lignin	% Increase in Cellulose
OPEFB fiber	15.73	31.51	32.97	18.79	-	-	-
Bleaching Na Chlorite 3% 2x, Delignification NaOH 10% Room Temp.	7.45	9.86	80.32	2.37	68.71	87.39	143.62
Bleaching Na Chlorite 3% 2x, Delignification NaOH 10% Temp.of 70-80 °C	6.53	24.01	68.41	1.05	23.80	94.41	107.49
Delignification NaOH 10% Temp of 70-80° C, Bleaching Na Chlorite 3% 2x	21.22	11.47	65.26	2.06	63.59	89.04	97.94
Bleaching Na Chlorite 1.7% 3x, Delignification NaOH 17.5% Room Temp.	10.18	16.83	64.84	8.15	46.59	56.63	96.66
Bleaching Na Chlorite 1.7% 4x, Delignification NaOH 17.5% Room Temp	10.56	11.16	70.96	7.32	64.58	62.00	115.22

In using small sodium chlorite, namely at 1.7% concentration, a more intensive bleaching cycle is required to obtain high purity cellulose. Bleaching at 1.7% sodium chlorite for four cycles and followed by the delignification process at a higher concentration of 17.5% was only able to obtain 70.96% cellulose. According to Yimlamai et al. [9], the cellulose extraction process with 17.5% NaOH delignification and two cycles of delignification using sodium chlorite resulted in 83.7% purity of cellulose, hemicellulose 5.6%, and lignin 1.7%. This phenomena indicated that a process is needed optimization to obtain high purity cellulose but with efficient sodium chlorite concentration and bleaching cycle. The bleaching process with acid combination will also allow continued

depolymerization, on the other hand, if it is too short then the impurities are still high, especially the lignin content is still relatively high.

Hemicellulose with a less regular structure is more amorphous than cellulose, thus consequently is easily hydrolyzed by acids or enzymes into monomers. With acid pretreatment, hemicellulose can be easily degraded to decomposition products including furfural. Hemicellulose has a highly branched structure, responsible for a high soluble in water [7].

The components of cellulose, hemicellulose, and lignin biomass are degraded at different temperatures. In contrast to cellulose and hemicellulose, lignin contains many phenyl rings which are relatively strong in structure, although they begin to degrade at about the same temperature as cellulose and hemicellulose (<200°C), lignin is not completely degraded until temperatures over 700°C [9].

### 3.2. Cellulose color

Using sodium chlorite as a bleacher affects the removal of color components in OPEFB fiber. OPEFB was originally yellowish-brown in color and the bleaching process will result in a color fade to white. Characteristics of CIE L, a\*, and b\* (Table 3) can give an idea of the white intensity of the cellulose produced. The cellulose produced tends to be a bright gray color, in the bleaching process of 3% sodium chlorite 2 cycles resulted the whiteness level (CIE L\*) is 81.3 on average. The complete color description is presented in figure 2.

The cellulose resulted from the extraction process by bleaching with 3% sodium chlorite 2 cycles before delignification had a higher brightness level than other methods. Meanwhile, CIE a\* is greener and CIE b\* points to blue. At the CIE a\* value, the positive value tends to be red and the negative value tends to be green. While at the CIE b\* value, the positive value tends to be yellow and the negative value tends to be blue.

**Table 3.** CIE L\*, a\*, b\*, Chroma and HUE of cellulose extracted by various methods from OPEFB.

Method	CIE L*	CIE a*	CIE b*	Chroma	HUE
OPEFB Fiber	61.25	8.40	23.38	24.88	29.9
Bleaching Na Chlorite 3% 2x, Delignification NaOH 10% Room Temp.	81.3	-0.5	-0.9	1.9	180.8
Bleaching Na Chlorite 3% 2x, Delignification NaOH 10% Temp. of 70 °C	79.1	-0.8	1.02	1.43	108.2
Delignification NaOH 10% Temp. of 80° C, Bleaching Na Chlorite 3% 2x	77.28	-0.23	2.64	2.77	65.3

If the chroma value increases, the color will be lighter. While if the chroma value decreases, the color fades. Chroma is a color level based on sharpness which serves to define the color of a product that tends to be shiny or tends to be dull. Chroma follows a percentage that ranges from 0 to 100. The higher the chroma value, the duller the product is, while the lower the chroma value, the shinier it is.



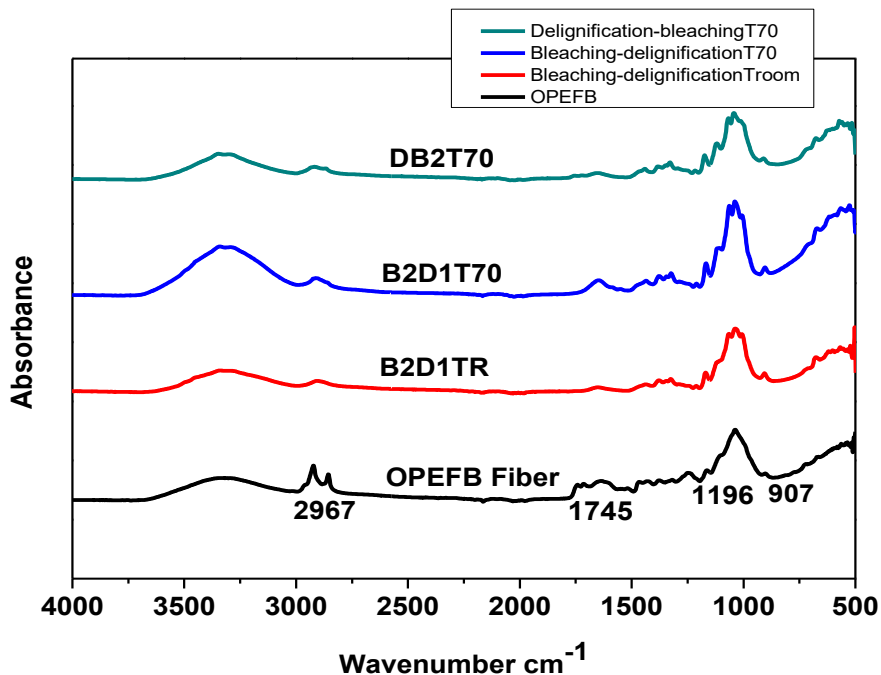
**Figure 2.** Color appearance a) OPEFB fiber; b) Cellulose of bleaching 2x-delignification; c) Cellulose of bleaching 2x-delignification at temp of 70-80°C; d) Cellulose of delignification-bleaching 2x.

Cellulose with a bleaching process of two cycles is still whitish yellow, this is due to the residual lignin content in the remaining structure. Balaji and Nagarajan [10] stated the alkaline delignification process allows the dispersion of NaOH in the amorphous region which causes intermolecular disturbances thereby promoting the removal of non-cellulose parts, especially lignin, from OPEFB fibers. With the washing process, a whiter color and a smoother surface structure will be obtained on the cellulose powder.

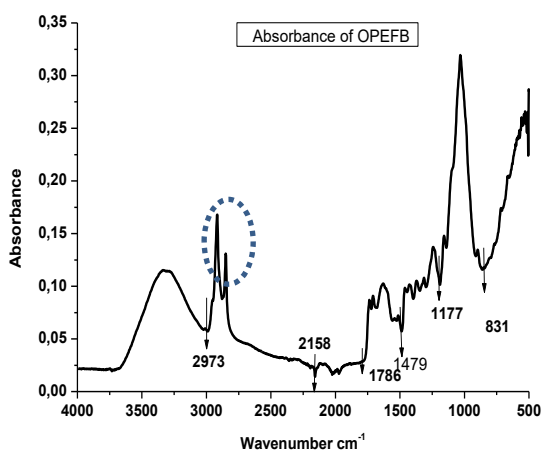
In the chemical bleaching process, the oxidation reaction will form a carboxyl group of lignin which in alkaline conditions will be ionized which in turn will increase the solubility. The principle of this reaction is not sufficient to completely remove lignin from the fiber and in the fragmentation reaction, depolymerization is required to produce small molecules that can escape from the structure of the swollen fiber network. The initial removal of lignin will take place quickly and then slow down so that one oxidative step is not sufficient to completely remove lignin [11].

### 3.3. Fourier transform infrared spectroscopy analysis

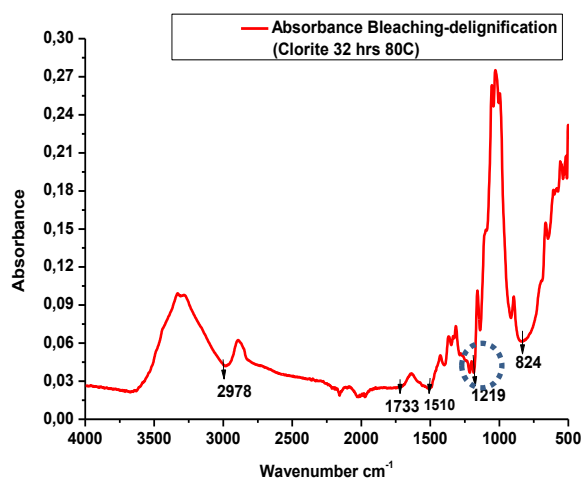
The peak at wave number  $907\text{ cm}^{-1}$  indicated the deformation of C-H which are cellulose and hemicellulose, as well as at  $1196\text{ cm}^{-1}$  a stretching C-O-C which indicates cellulose. Hemicellulose was identified at the peak of wave number  $1745\text{ cm}^{-1}$  where stretching of C=O occurred unconjugated to ketones, carbonyls, and aliphatic groups. Similarly, at the peak, extractive material was detected, namely the presence of stretching C=O in the carbonyl ester. At the peak of wave number  $2967\text{ cm}^{-1}$  indicates the presence of lignin, cellulose, and hemicellulose through symmetrical methyl and methylene stretching.



(a)



(b)



(c)

**Figure 3.** FTIR analysis a) on cellulose from several methods; b) OPEFB fiber c) cellulose with bleaching 2 times and delignification.

Figure 3 indicated a change in the wave number area of 1479 – 1768  $\text{cm}^{-1}$  in OPEFB fiber where the cellulose from the bleaching-delignification method was sloping as well as at the peak of 2857  $\text{cm}^{-1}$  sloping. In the wave number area of 1400  $\text{cm}^{-1}$  was an area of lignin reduction (C=O stretching), while at a wavelength of 1700  $\text{cm}^{-1}$  was an area of hemicellulose reduction (C=O stretching occurred unconjugated to ketones, carbonyls, and aliphatic groups) and extractive materials, namely the presence of stretching C=O in the carbonyl ester. Likewise, the slope at wave number 2857  $\text{cm}^{-1}$  indicated a

decrease in hemicellulose and lignin (asymmetric stretching of methyl and methylene). A sharp peak in Figure 3c pointed at  $1219\text{ cm}^{-1}$ , correlated with an increase of the purity of cellulose after the bleaching and delignification process. The research of Balaji and Narayanan [10] showed that after alkaline delignification treatment, the peak intensity at wave numbers  $3340\text{ cm}^{-1}$ ,  $1750\text{ cm}^{-1}$ ,  $1250\text{ cm}^{-1}$ ,  $1663\text{ cm}^{-1}$ , and  $1600\text{ cm}^{-1}$  was significantly reduced. This illustrated a lower percentage of hemicellulose content and hydroxyl groups.

#### 4. Conclusions

The bleaching process in the early stage using 3 % sodium chlorite in 2 cycles and followed by delignification using 10% NaOH can produce more than 80% cellulose purity. The bleaching process using sodium chlorite can support delignification by reducing hemicellulose and lignin. Indicated the identification of functional groups using FTIR showing a sharp peak at a wave number of  $1219\text{ cm}^{-1}$ .

#### Acknowledgments

The authors would like to thank Gadjah Mada University for the financial support for this research. This research was conducted using Research Grant Funds in 2022 based on the Letter of Assignment No. 3550/UN1.P.III/Dit-Lit/PT.01.05/2022.

#### References

- [1] Direktorat Jenderal Perkebunan 2021 Statistik Perkebunan Unggulan Nasional 2019-2021 *Angew. Chemie Int. Ed.* **6**(11), 951–952.
- [2] Dewanti D P 2018 Cellulose potential of empty fruit bunches waste as the raw material of bioplastics *J. Teknol. Lingkungan.* **19** 81
- [3] Chang S H 2014 An overview of empty fruit bunch from oil palm as feedstock for bio-oil production *Biomass and Bioenergy* **62** 174–81
- [4] Chen D, Lawton D, Thompson M R and Liu Q 2012 Biocomposites reinforced with cellulose nanocrystals derived from potato peel waste *Carbohydr. Polym.* **90** 709–16
- [5] Kargarzadeh H, Ahmad I, Abdullah I, Dufresne A, Zainudin S Y and Sheltami R M 2012 Effects of hydrolysis conditions on the morphology, crystallinity, and thermal stability of cellulose nanocrystals extracted from kenaf bast fibers *Cellulose* **19** 855–66
- [6] Datta R 1981 Acidogenic fermentation of lignocellulose—acid yield and conversion of components *Biotechnol. Bioeng.* **23** 2167–70
- [7] Kim T H 2013 Pretreatment of Lignocellulosic Biomass *Bioprocess. Technol. Biorefinery Sustain. Prod. Fuels, Chem. Polym.* 91–110
- [8] Seo M, Seo M, Choi S E, Shin K, Lee J B, Yang D Y and Kim J W 2020 Cellulose nanofiber-multilayered fruit peel-mimetic gelatin hydrogel microcapsules for micropackaging of bioactive ingredients *Carbohydr. Polym.* **229** 115559
- [9] Yimlamai B, Choorit W, Chisti Y and Prasertsan P 2021 Cellulose from oil palm empty fruit bunch fiber and its conversion to carboxymethylcellulose *J. Chem. Technol. Biotechnol.* **96** 1656–66
- [10] Balaji A N and Nagarajan K J 2017 Characterization of alkali treated and untreated new cellulosic fiber from Saharan aloe vera cactus leaves *Carbohydr. Polym.* **174** 200–8
- [11] Castellan A and Grelier S 2016 Color and Color Reversion of Cellulosic and Lignocellulosic Fibers *Lignocellul. Fibers Wood Handb. Renew. Mater. Today's Environ.* 531–51