

Length-Weight Relationship and Condition Factor of the Silver Rasbora (*Rasbora argyrotaenia*) from Sungai Batang River, South Kalimantan, Indonesia

by Ahmadi .

Submission date: 10-Jun-2023 11:30AM (UTC+0700)

Submission ID: 2112930252

File name: -weight_relationship_and_condition_factor_of_silver_rasbora.pdf (772.75K)

Word count: 9709

Character count: 47512

Length-Weight Relationship and Condition Factor of the Silver Rasbora (*Rasbora argyrotænia*) from Sungai Batang River, South Kalimantan, Indonesia

Ahmadi

Faculty of Marine and Fisheries, Lambung Mangkurat University
Banjarbaru, South Kalimantan, Indonesia
Corresponding Author: ahmadi@ulm.ac.id

ABSTRACT

This study describes the growth pattern, condition factor, length at first capture, length at first maturity, and selection factor (SF) of Silver Rasbora (*Rasbora argyrotænia*) in Sungai Batang River, Indonesia. This species is commercially exploited and highly vulnerable to overfishing. The fish samples were purchased periodically once every 2 wk from the gillnet fishermen. A total of 255 specimens consisting of 121 males and 134 females [79.43–85.56 mm total length (TL) and 4.22–5.21 g body weight (W)] were investigated procedurally. Males showed a negative allometric growth ($b = 2.71$), while females exhibited isometric growth ($b = 3.02$). Males had TL, W, BD (body depth), and the mean ratio of W/TL that are significantly higher than those of females. The highest catch fell between 80–89 mm TL (39.67–43.28%) and weighted between 4–6 g (57.02–65.67%). The condition factor values of males and females were 0.80 ± 0.23 and 0.82 ± 0.20 , thus indicating that the fish were in good condition. The estimated length at first capture and SF were 80–76 mm TL and 3.99–4.20, thus indicating that the used 0.75-in mesh size of gill net was acceptable for fishing practices. However, empirically, the length at first capture was smaller than the length at first maturity (male = 87.53 mm; female = 84.57 mm), leading to growth overfishing. The output of this study could be useful for baseline information in formulating a sustainable fisheries management strategy since many aspects related to *Rasbora* fishery have not been fully studied.

Keywords: condition factor, growth pattern, gillnet, *Rasbora argyrotænia*, selection factor, Sungai Batang River

INTRODUCTION

Rasbora is categorized as schooling fish from the family Cyprinidae, it is widely distributed in freshwater bodies throughout the Indian subcontinent, southern China, and Southeast Asia (Brittan 1954). The genus presently recognized includes some 120 valid species (Kottelat 2012). *Rasbora* was considered the most species-rich genus in the cyprinid subfamily Danioninae (Froese and Pauly 2013) – 45 of them were found in Indonesia and 28 species came from Sumatera (Kottelat *et al.* 1993). In Indonesia, *Rasbora argyrotaenia* is one of the economically important freshwater fish species that beneficially support the culinary business, the fried fish household industries, and the ornamental fish market (Harris 2013; Astuti and Fitrianiingsih 2018; Ningrum *et al.* 2019). Partan *et al.* (2019) recommended eating this fish due to its high level of vitamin D as a new therapeutic modality.

The Inland fishery of Kalimantan islands is one of the potential areas with the highest diversity of fish species in Asia (Winemiller *et al.* 2008). For decades, however, research related to fish in tropical river waters has lagged behind temperate waters. Therefore, it is a great challenge for us to explore various aspects related to biodiversity studies. *R. argyrotaenia* – locally known as “seluang” in Kalimantan, South Sumatera, and Jambi Provinces – is one of the indigenous and omnivore fish species that inhabit the rivers, streams, lakes, and flooding swamps (Arsyad and Syaefudin 2010; Sulistiyarto 2012; Aprilian *et al.* 2016), with most of them caught by the gill nets (Muchlisin *et al.* 2018; Mutiara *et al.* 2019) instead of lift net and fish trap (Dina *et al.* 2019). In the investigated area, the supply and demand of *R. argyrotaenia* are completely dependent on the catch from the wild; meanwhile, the attempt to domesticate and cultivate this species has not yet been performed so

far. The relatively expensive selling price of fish is the main factor that drives overfishing. Excessive fishing pressure, water pollution, and degradation of environmental quality have been attributed to the decline in fish population (Zulkurnain *et al.* 2015; Suryani *et al.* 2019) and finally, reflect the socio-economic condition as a whole (Kalita *et al.* 2015; Hanif *et al.* 2019). This issue should be of great concern to the people and the local authority as a whole to manage fish resources properly and to keep the fishery business sustained. Before going further, it is necessary to have deep knowledge and well understanding, particularly of the biological and ecological aspects of this species.

R. argyrotaenia spawns continuously throughout the year (Rosadi *et al.* 2014). Lisna (2013) confirmed that female *R. argyrotaenia* was a partial spawner, while the male was a total spawner. According to Ginanjar ³*et al.* (2014), the best spawning ratio of male to female *R. argyrotaenia* was 2:1 in terms of spawning frequency, egg production, hatching, and fertilization rates. After that, domestication protocol has been locally introduced in Sebangau and Musi Rivers (Augusta 2018; Mutiara *et al.* 2019). The best larval stocking density for *R. argyrotaenia* aquaculture was 20 individuals/L (Budi *et al.* 2020). ²⁹ The addition of Lemuru fish (*Sardinella lemuru*) oil to the pellets can increase protein retention and feed efficiency of *R. argyrotaenia* by 16.95 and 57.93%, respectively (Ayunda *et al.* 2020). Recently, Adawiyah *et al.* (2020) successfully characterized the morphology and morphometric of sperm *R. argyrotaenia* for further research. It is acknowledged that the growth pattern and sex ratio of fish may considerably differ from a specific geographical location; for example, *R. argyrotaenia* in upstream Barito River grew negatively allometric with the sex ratio of 3:1 (Rosadi *et al.* 2014), while *R. argyrotaenia* in downstream

Sekadau River was reported to have isometric growth pattern with the sex ratio of 1:1 (Suryani *et al.* 2019).

⁵⁸ The length-weight relationship is the most common scientific method used for analyzing growth pattern for an individual species of fish (Plamoottil 2016; Herawati *et al.* 2017), as well as for understanding population structure, maturity, and reproduction in various species from different geographical areas (Sentosa and Djumanto ⁵³ 2010; Sarkar *et al.* 2013; Suryani *et al.* 2019). In fish, the growth was reflected as a function of length and weight (Weatherley and Gill 1987). The heavier fish of a given length was considered healthy and in good shape (Dodds 2002). The fish's health can be seen from its condition factor value (Froese 2006). Studies ⁵ on the length-weight relationship and condition factor can also be used as baseline information on the management and conservation of threatened and commercially important fish species in natural water bodies. In addition, the changes in fish population structure associated with the life history of fish (e.g. stock size and age structures) are greatly influenced by size-selective fishing gear ⁴⁵ (Hsieh *et al.* 2010; Liang *et al.* 2014). To get a clear picture of *R. argyrotaenia* fishery in this area of study, we started investigating ⁷ the length-weight relationship, condition factor, ²¹ length at first capture, length at first maturity, and SF of *R. argyrotaenia* to provide some essential recommendations to maintain ³⁶ the sustainability of the fish in their natural habitat. This is the first morphometric study of *R. argyrotaenia* in this river.

⁵ MATERIALS AND METHODS

Study Site

The research was conducted in Sungai Batang River, sub-district of Martapura, South Kalimantan Province (Figure 1), located on 03°25'32" S and

114°43'21" E, and determined by GPS-60 (Garmin, Taiwan). This river is an important part of the Martapura River, which connects to the Barito River in Banjarmasin City and the Riam Kanan Lake at Aranio in Banjar District, as well as supporting the local economic activities such as fishery, fish farming (*i.e.* Nile tilapia, carp), agriculture, and irrigation. The water depth in the river reaches 6 m. The dried fish processing business driven by fishermen's women was also available. This fishing village consists mostly of a wetland area with water level fluctuation between 0.5–2 m, which strongly influences nutrient cycles in the aquatic system. The fish production of *R. argyrotaenia* was higher in the rainy season compared to the dry season, which is similar to *R. tawarensis* from Lake Laut Tawar in Aceh Province (Muchlisin *et al.* 2011) and *R. argyrotaenia* from Barito River (Rosadi *et al.* 2014). The dry season starts from June–November, while the rainy season is from December–May, and our study was coincided perfectly with the rain season with a rainfall of 268–326 mm. Water in the dry season is blackish brown-colored, and brownish yellow-colored when the rainy season comes. The river water contains suspended solids ranging from 182–567 mg/L, which is categorized as highly turbid water. The water transparency varied from 55–65 cm with water flow ranging from 0.05–0.22 m/s. The surface water temperature ranged from 26.2–28.6 °C. The pH, dissolved oxygen, and ammonia content were 5.7–6.2, 4–6 ppm, and 0.01–0.02 ppm, respectively – which were within tolerance range for *R. argyrotaenia* to growth and survival.

Using the key of Brittan (1954: 205), Kottelat (2012) characterized *R. argyrotaenia* falls within a group of species *R. rheophila*, *R. myersi*, *R. dusonensis*, and *R. philippina* with the dorso-hypural distance falling in front of the posterior margin of the eye when carried forward, 1 or 1½ scale row between the lateral line,

and the origin of the pelvic fin and a continuous dark mid-lateral stripe from the gill opening to the base of the caudal fin and 14 circumpeduncular scale rows (Figure 2). A year later, Ng and Kottelat (2013) redescribed and included *R. tornieri* as a member of *R. argyrotaenia* group. Genetically, Purnama *et al.* (2019) found that species *R. argyrotaenia*, *R. dusonensis*, and *R. borapetensis* have 91% similarity with *R. caudimaculata*. In this river, *R. argyrotaenia* was mostly caught by gillnet with a 0.75-in (19.05 mm) mesh size, which was similarly used for catching *R. argyrotaenia* from Lake Maninjau of West Sumatra (Dina *et al.* 2019). Bamboo stage-trap (*tempirai*) and portable lift net (*hancau*) were also applicable for catching them but in small numbers due to their limited gear functions to reach the fish targeted. We excluded data from these additional fishing gears and were more focused on the catch of gillnet.

Data Collection

⁵ A total of 255 specimens (121 males and 134 females) of different size groups were directly obtained from the gillnet fishermen in the early morning and purchased periodically once every 2 wk during sampling periods (April–May) of rain season. Each individual fish was identified for sex and measured for TL, BD, and W. ¹⁴ TL was measured from the tip of the snout (mouth closed) to the end of the caudal fin. BD was measured vertically from the dorsal fin origin to the ventral midline of the body. A standard ruler to the nearest millimeter was used to measure TL and BD of all individual fishes, while ³ a digital scale with an accuracy of 0.01 g (CE, SF-400, China) was used to weigh the W. The ratio of W/TL and BD/TL were empirically determined with a non-dimension number. The length-weight size distribution of fish was set at 10-mm interval class.

This research substantially complied with recognized ethical principles and guidelines for animal care and experiments authorized by the Dean ⁴⁰ of the Faculty of Marine and Fisheries at Lambung Mangkurat University with the permit number: 455/UN.1.27/AK/2020.

⁷ Length-Weight Relationship

The length-weight relationship of fish was separately estimated ³⁸ for males and females using the standard formula (Froese 2006):

$$W = aL^b \quad (1) \quad \supset 12$$

where W is the total weight in g, L is the total length in mm, a is the constant, showing the initial growth index, and b is the slope showing the growth coefficient. According to Bagenal (1978), the b value varied between 2.5–3.5 and it is usually used to outline the growth pattern of fish. The statistical significance of the isometric exponent (b) was analyzed by a function (Pauly 1984):

$$t = \left(\frac{SD(x)}{SD(y)} \right) \left(\frac{|b - 3|}{\sqrt{1 - R^2}} \right) (\sqrt{n - 2}) \quad (2)$$

where t is the t student statistic test value, $SD(x)$ ²⁰ is the standard deviation of $\log L$, $SD(y)$ is the standard deviation of $\log W$, b is the slope of the curve, R^2 is the coefficient of determination, and n ³⁷ is the number of fish sample. The t -value was compared with the t -table value (0.05) for degrees of freedom at a 95% significance level. ¹⁷ If the t -value was less than the t -table value, the fish grows isometrically ($b = 3$). ¹⁷ If the t -value was greater than the t -table value, fish grows allometrically ($b \neq 3$). The b value has an important biological meaning: when $b > 3$, weight increases more than length (positive allometric). When $b < 3$, the length increases more than weight (negative allometric). ⁵⁷ The coefficient of determination (R^2) and the coefficient of

regression (r) of the length-weight relationship between males and females were also presented.

Condition Factor

The condition factor (K) of fish was calculated by the mean of the following formula (Weatherley and Gill 1987):

$$K = 100(W/L^3) \quad (3)$$

where K is Fulton's condition factor, L is the total length in cm, and W is the body weight in g. The factor of 100 is used to bring the K close to unity. The K value is used to determine the health condition of the fish. Relative condition factor (Kn) was further estimated by following Le Cren (1951) formula:

$$K_n = \frac{W}{^{\wedge}W} \quad (4)$$

where Kn is the relative condition factor (reflecting "fatness" or well-being of fish), W is the observed weight, and $^{\wedge}W$ is the calculated weight derived from the length-weight relationship. The higher the Kn value the healthier condition of the fish. Thus, the Kn value is expected to be equal to or close to 1.

Estimation of Length at First Capture (L_{c50})

The length at first capture is the TL at which 50% of individuals were captured by gillnets. It also represents 50% of the recruits were under full exploitation. The capture probability was projected by plotting the cumulative frequency distribution of the catch (%) with the TL (mm). It was analyzed using a standard selectivity logistic curve fixed at 50% of the resultant cumulative curve (Sparre and Venema 1992).

⁴ Estimation of Length at First Maturity (L_{m50})

The size at first maturity is the length at which 50% of the fish are mature. This information is necessary for fisheries managers to make sound decisions, particularly for fish stock ⁵⁹ management and conservation of the fish population (Soares *et al.* 2020). The L_{m50} value was estimated by using ¹⁶ the Spearman-Kärber formula (Udupa 1986):

$$m = x_k + \frac{x}{2} - (X \Sigma P1) \quad (5)$$

$$\text{antilog} [m \pm 1.96 \sqrt{X^2 \Sigma \{P1 \times q1 / n1 - 1\}}] \quad (6)$$

¹¹ where X_k is the last log size at which 100% of fish are fully mature, X is the log size increment, $P1$ is the proportion of fully mature fish in the first size group, and $q1$ is equal to $1 - P1$.

³³ The mean size at first maturity is given by $\text{antilog}(m) = L_{m50}$.

In addition, gonadal development can be observed both macroscopically and microscopically. Determination of the gonad maturity level can be seen from the changes in the structure of the eggs, which can be divided into five levels (I-V) following Effendie's (1979) criteria with some modifications, and the results would be elucidated in the future study.

Selection Factor

The SF was the index related to the escapement factor expressing the relation between L_{c50} and the mesh size used. The SF was also known as the coefficient of selectivity. The SF was simply predictable with the formula (Pauly 1984):

$$SF = \frac{Lc50}{\text{Mesh size}} \quad (7)$$

Statistical Analysis

The analysis of covariance was used ⁴¹ to determine whether ⁵⁶ there were any significant differences in growth patterns between males and females. A two-sample t-test was used to compare means of body size, size ratio, and condition factor between males and females. The ²⁸ chi-squared test (X^2) was used to calculate the sex ratio, which deviates from the expected values of 1M:1F (Sokal and Rohlf 1995). All tests were analyzed at the 0.05 level of significance using SPSS-18 software.

RESULTS

⁶³ Length-Weight Relationship and Ratio of Body Size

The estimated values of length-weight relationship parameters, the ratio ⁶² of body size, and condition factor of *R. argyrotaenia* males and females are shown in Appendix Tables I and II. Male grew negatively allometric ($b = 2.71$), while female grew isometrically ($b = 3.02$). ³ The length-weight relationships for male and female were expressed as $W = 0.3 \times 10^{-4} TL^{2.7090}$ and $W = 0.7 \times 10^{-5} TL^{3.0178}$ (Figure 3A). The R^2 values ranged from 0.578–0.692, indicating that about 70% of the variability of the weight was explained by the length. The r-value falls between 0.760–0.832, showing that the length-weight relationship was positively correlated. ²³ There were significant differences in TL, W, BD, and the W/TL ratio between males and females ⁴⁴ ($p < 0.001$). The body sizes of males ranged from 65–116 mm TL (85.56 ± 11.86 mm) and 2–15 g W (5.21 ± 2.39 g), while those of females ranged from 65–100 mm TL (79.43 ± 7.40 mm) and 2–8 g W (4.22 ± 1.45 g) – with the male: female ratio at 1.0: 1.1. Males had the mean ratio of W/TL (0.06 ± 0.02) greater than females (0.05 ± 0.01), and the relationship was given by $W/TL = 0.3 \times 10^{-4} TL^{1.7090}$ ($R^2 = 0.472$) for males and $W/TL = 0.7 \times 10^{-5} TL^{2.0178}$ ($R^2 = 0.3799$) for females (Figure 3B). It was

clearly demonstrated that the BD of fish was increasingly proportional to the TL (Figure 3C). Although males had BD (17.21 ± 3.22 mm) considerably higher than females (15.96 ± 2.62); however, their mean ratio of BD/TL was found to be equal (0.20 ± 0.02). The relationship of body size ratios for male and female was expressed as $BD/TL = 0.1535TL^{0.0594}$ and $BD/TL = 0.0445TL^{0.3429}$, respectively (Figure 3D). No significant difference in ²² the sex ratio of males to females (1.0: 1.1) was observed.

Length-Weight Size Distribution

The fish samples in the present study were mostly distributed in the middle size class. The highest catch percentage falls between 80–89 mm TL, which accounted for males (39.67%) and females (43.28%), followed by the length size of 70–79 mm TL (Figure 5A). Less than 10% of the catch was observed for smaller individuals < 70 mm TL or larger individuals > 99 mm TL (Figure 4A). The heaviest catches of males (57.02%) and females (65.67%) weighted between 4–6 g (Figure 4B). More males than females were caught by the gill nets, particularly individuals with body sizes > 89 mm TL and > 6 g W.

Condition Factor

⁹ There was no significant difference in the K value between males and females (Appendix Table III). ⁵ The mean K values obtained for males and females were 0.80 ± 0.23 and 0.82 ± 0.20 , respectively. Nevertheless, the initial growth index of males was greater than that of females. The increase in the ratio of W to TL was corresponding to the condition factor. The relationship was expressed as $W/TL = 0.0418K + 0.0255$ ($R^2 = 0.2527$) for males and $W/TL = 0.0553K + 0.0067$ ($R^2 =$

0.5722) for females (Figure 5). Further analysis obviously revealed that the relative condition factor of females (1.09 ± 0.27) was considerably greater than that of males (0.97 ± 0.27), as shown in Appendix Table III.

⁴ **Estimation of Length at First Capture**

The length at first capture (L_{c50})¹⁶ for male and female *R. argyrotaenia* was estimated at 80 and 76 mm respectively, indicating the sizes at which 50% of the catches were retained by the gill nets. On the basis of L_{c50} , the estimated proportion of smaller and larger individuals of males was 41.79% (< 80 mm) and 35.07% (> 80 mm); for females, the proportion of smaller and larger individuals was 23.14% (< 76 mm) and 75.21% (> 76 mm). The length size of fish was corresponding to the mesh size of gill nets used (Figure 6).

⁶¹ **Estimation of Length at First Maturity**

By using the Spearman-Kärber formula, it was clearly⁴³ found that the size at first maturity for male and female *R. argyrotaenia* was predicted as 85 and 80 mm TL, which were greater than the length at first capture (Figure 7).⁵⁰ The proportion of mature individuals by size class distribution was 54.13% for males and 62.31% for²⁴ females with a sex ratio of 0.8:1. The highest number of mature individuals was found between 83–85 mm TL (31.40%) for males and between 85–87 mm TL (52.96%) for females. Meanwhile, the proportion of sexually immature individuals was estimated as 45.87% for males and 37.69% for²⁴ females with a sex ratio of 1.2:1. The highest number of immature individuals was found between 79–81 mm TL (45.78%) for males and between 85–87 mm TL (52.96%) for females.

Selection Factor

The estimated SF value ²² for males and females was 3.99 and 4.20, respectively. The mesh size used as the main input for calculating the SF value was 0.75 in (19.05 mm) for both males and females. The SF value was directly proportional to the corresponding L_{c50} values (150 mm), but it was inversely proportional to the mesh size used.

DISCUSSION

The most important result ⁵⁴ of the present study on the growth pattern of *R. argyrotaenia* was that males grew negatively allometric, while females grew isometrically. The *b* value ¹⁰ of females was found to be higher than that of males, indicating that females were capable of utilizing their energy allocation for growth efficiently. Females took advantage of the river environment with nutrient sufficiency originating from the flooded organic matter degradation. This ² is in line with the results of Newcomer Johnson *et al.* (2016) and Gordon *et al.* (2020), who reported that ecologically functional floodplains and rivers greatly affect the population dynamics of aquatic organisms. Otherwise, males are more physically active than females, *i.e.* males spend more energy for movement in the flowing stream environment rather than used for growth. In other words, males are more adaptable to higher water-flow velocities as compared to females. According to ⁸ Shukor *et al.* (2008), the population growth and survival of *Rasbora* fish are highly affected by the water current in the river.

R. argyrotaenia in the river are very susceptible to predation pressure from snakeheads *Channa striata* (Ansyari *et al.* 2020), while swimming performance is greatly affected by the body morphology of fishes (Egger *et al.* 2020). Males with a

slender shape and narrower body have a greater predator escape response as compared to females with a round shape and deeper body. The body size of male *R. argyrotaenia* was larger than that of the female. This implies that males with a larger relative eye size could improve their visual acuity in detecting predator presence, which is similar to those of other fish studies (Lönnstedt *et al.* 2013; Meuthen *et al.* 2019; Svanbäck and Johansson 2019). Females being less active than males result in greater predation risk, and it was quite reasonable why females tend to avoid predators more frequently than males by swimming in the slow flow stream, resting, and hiding in surrounding vegetation as a rearing habitat away from predation pressure. This observation is principally very closely related to the findings of previous studies (Hockley *et al.* 2013; del Signore *et al.* 2016).

In nature, predators instinctively prefer not to prey on fish with a deeper body than a narrower body, because a deeper body in fish increases handling times for them. In addition, there was a positive correlation between the relative brain size of prey and predator. Kondoh (2010) reported that prey species had relatively larger brains than predator species. van der Bijl *et al.* (2015) gave empirical evidence that large-brained *Poecilia reticulata* females, but not males, spent less time performing predator inspections that lead to inherently risky behavior for them. Furthermore, Kotrschal *et al.* (2015) confirmed that in the natural environment, small-brained *P. reticulata* females were more vulnerable to the predator attack as compared to large-brained ones – but not males. Besides food availability and predation risk, other factors such as fishing pressure, water quality, and water pollution may also influence the growth rate of *R. argyrotaenia* in Sungai Batang River, which is also naturally experienced by *R. argyrotaenia* living in Siak River in Riau (Zulkurnain *et al.*

2015), Lake le Sayang in Aceh (Astuti and Fitrianiingsih 2018), and Sekadau River in West Kalimantan (Suryani *et al.* 2019).

Negative allometric growth in males has also been observed for *R. argyrotaenia* from Musi, Kumpeh, Rungan, and Cimanuk Rivers (Arsyad and Syaefudin 2010; Lisna 2013; Sulistiyarto 2012; Herawati *et al.* 2017); *R. tawarensis* from Lake Laut Tawar in Aceh (Muchlisin *et al.* 2011); *R. lateristriata* from Babak River in Lombok (Asrial *et al.* 2017); and *R. daniconius* from Ganga-Gomti-Rapti Rivers and Sharavathi Reservoir in India (Kumar *et al.* 2006; Sarkar *et al.* 2013). However, it was contrary to *R. argyrotaenia* sampled from Kumpeh and Sekadau Rivers (Lisna 2013; Suryani *et al.* 2019) and *R. sumatrana* from Way Tulang Bawang Lampung and Kerian River in Malaysia (Yudha 2011; Zakeyudin *et al.* 2012), which exhibited a positive allometric growth. Similar isometric growth in *R. argyrotaenia* female was also documented in *R. sumatrana* from Hulu Langat in Malaysia (Shukor *et al.* 2008) and *R. lateristriata* from Rawa Jombor and Selaka Rivers in Lombok (Khoirudin *et al.* 2016; Asrial *et al.* 2017). Variation in slope may be attributed to sampling size variation, life stages, seasonal changes, gonad development, sex, change in physiological condition during spawning periods, physicochemical conditions of the environment, and food availability (Lisna 2013; Herawati *et al.* 2017).

The maximum size (116 mm TL) of *R. argyrotaenia* samples in our study was comparatively greater than those of other *Rasbora* species such as *R. ataenia* (112 mm) from Alappuzha Stream in India (Plamoottil 2016), *R. tawarensis* (110 mm) from Lake Laut Tawar in Aceh (Muchlisin *et al.* 2010), *R. lateristriata* (79.8 mm) from Babak River in Lombok (Asrial *et al.* 2017), *R. argyrotaenia* (38 mm) from Kumpeh River (Lisna 2013), *R. daniconius* (95 mm) from Sharavathi Reservoir in India

(Kumar *et al.* 2006), *R. Sumatrana* (93 mm) from Hulu Langat in Malaysia (Shukor *et al.* 2008), or *R. argyrotaenia* (79 mm) from Cimanuk River (Herawati *et al.* 2017). However, its size was smaller than that of *R. argyrotaenia* (160 mm) collected from the Barito River (Rosadi *et al.* 2014). It implies that the Sungai Batang River environment was suitable for *R. argyrotaenia* to grow. During fishing season (March–April), it was very likely to collect *R. argyrotaenia* smaller than 65 mm TL using the nets, but fishermen prefer releasing them back to the river rather than selling them for free or at a lower price; conversely, the smaller fish might be untrappable because of fishing gear selectivity (Ahmadi and Rizani 2013). The other way, it was also possible for fishermen to collect larger individuals > 116 mm TL; however, it was beyond our investigation due to the daily transactional selling of fish between fishermen and fish traders was done in the early morning before the fish was transported to the local markets. No record of catches and prices potentially leading to unreported fishing practices. Fishing activity is ongoing throughout the year regardless of seasonal periods, thus resulting in ⁵⁵ the ratio of the fish growth rate to the exploitation rate in this river still being unpredictable. The output of our research could be a good starting point in formulating a sustainable fisheries management strategy.

²⁵ In the present study, the estimated values of condition factor (K) for *R. argyrotaenia* (0.39–2.18) were in agreement with those of other *Rasbora* species from different geographical areas (Appendix Table IV) and reconfirmed that the *R. argyrotaenia* in this river was in good condition. Variation in the K values may be attributed to biological interaction involving intraspecific competition for food and space between species – including ⁵² sex, stages of maturity, state of stomach contents, and availability of food (Sulistiyarto 2012; Morioka *et al.* 2014; Asrial *et al.*

2017). Practically, the K value can be improved by developing the technology of breeding and spawning. The K_n value ⁴⁹ of females was significantly higher than that of males (Appendix Table III), indicating that females grew faster and heavier than males under natural conditions. For survival and growth increment in *R. argyrotaenia*, Budi *et al.* (2020) recommended using 20 fish/L stocking density for larval hatchery culture practices. Dealing with spawning induction, Ningrum *et al.* (2019) proposed using 0.7 mL/kg ovaprim™ to increase its fecundity and fertilization rate. Yusuf (2016), meanwhile, suggested using temperature within 27–28 °C to provide the best hatching and survival rates.

Empirically, the gill net was the most common fishing gear used for catching *Rasbora* species from their natural habitats (Appendix Table V). In the present study, fishermen used 0.75-in mesh size to harvest *R. argyrotaenia* in Sungai Batang River – as also frequently used in Lake Maninjau in West Sumatera (Dina *et al.* 2011), Rungai River in Central Kalimantan (Sulistiyarto 2012), and Kumpeh River in Muaro Jambi (Lisna 2013). The larger mesh size (1.18 in) was also applied for collecting *R. argyrotaenia* in ⁴⁸ Barito River in South Kalimantan, and the catch at the full moon was found two times higher than at dark moon (Rosadi 2014). In other places, the fisher community at Tualang Siak in Riau (Zulkurnain *et al.* 2015), Cimanuk in West Java (Herawati *et al.* 2017), and Sekadau in West Kalimantan (Suryani *et al.* 2019) catching *R. argyrotaenia* by means of 0.20, 0.39, and 0.59 in, respectively. Meanwhile, Muchlisin *et al.* (2010) worked with a 0.39-in mesh size for sampling *R. tawarensis* from the Lake Laut Tawar. These mesh sizes can be adjusted according to the type and size of a targeted species, as well as fish behavior (Banda *et al.* 2019). Optionally, fish traps (*lukah*) had also some success in catching *R. argyrotaenia* (Dina *et al.* 2011). However, it should not be placed in the tributary

paths to the flooding habitat during the spawning season to allow the reproduction process of broodstocks.

None of the studies on the gill nets mentioned above discussed the length at first capture (L_{c50}). From the data available, we estimated the L_{c50} for males and females at 80 and 76 mm, respectively (Figure 6). The present gill net that caught small individual females (41.79%) was 1.8 times higher than those for males (23.14%). On the other hand, the estimated larger individuals for males (75.21%) were 2.1 times higher than those for females (35.07%). It implies that the use of 0.75-in mesh size for catching *R. argyrotaenia* in this river was still allowable. However, the empirical evidence showed that the length at first capture was smaller than the length at first maturity (L_{m50}), indicating that *R. argyrotaenia* has fewer chances of spawning to maintain the fish population, and this condition was highly unexpected in sustainable fisheries management. Therefore, a precautionary measure is needed to prevent growth overfishing. Since the mesh size of the gillnet was closely related to the size of the fish, the length at fish capture can be adjusted by altering the mesh size appropriately. Thus, the use of a larger mesh size (1 in) was recommended for both commercial and conservation purposes. In the present study, the L_{m50} value of males was higher than that of females, which showed the opposite for *R. argyrotaenia* males sampled from Lake Maninjau in West Sumatera (Dina *et al.* 2011). Variation in length at first maturity is attributable to fishing pressure, biotic interaction, and environmental condition (Lappalainen *et al.* 2016; Souza *et al.* 2019). The SF values vary by species and mesh sizes used. However, the SF value is not always dependent on the size of the fish. In the current study, we found that the SF values for *R. argyrotaenia* males and females were 3.99 and 4.20 by means of the 0.75-in mesh size. On the basis of 1.5-in mesh size, *Kryptopterus*

palembangensis was reported to have an SF value of 2.08 (Aryantoni *et al.* 2014), whereas the SF value of 4.41 for *Ompok bimaculatus* corresponding to the 2-in mesh size (Amarasinghe and Pushpalatha 1997) was found relatively higher than that of our finding.

As clearly described in Appendix Table V, gill net with 0.75-in mesh size in the present work was considered female-biased gear – similarly with 0.39, 0.75, and 1 in used for catching *R. argyrotaenia* in Lake Maninjau and Sekadau River (Dina *et al.* 2011; Suryani *et al.* 2019), 0.56 in for *R. tawarensis* in Lake Laut Tawar (Muchlisin *et al.* 2011), or 0.5 in for *R. lateristriata* in Rawa Jombor (Khoirudin *et al.* 2016). Meanwhile, the male-biased gear for *R. argyrotaenia* sampled from Cimanuk, Kumpeh, and Barito Rivers (Herawati *et al.* 2017; Lisna 2013; Rosadi 2014) corresponded to 0.59, 0.75, and 1.18-in mesh size used. Variation in the sex ratio of the fish was closely related to food availability, water temperature, dissolved oxygen, and migration cycle (Rosadi *et al.* 2014; Yusuf 2016). It is not enough to regulate gear selectivity for a certain species or only provide the database information on the length-weight ratio, but the most important thing is that all stakeholders should be directly involved in the fisheries management decision-making process since many aspects related to *Rasbora* fishery have not been fully studied.

CONCLUSION

The *R. argyrotaenia* males showed negative allometric growth, whereas females exhibited isometric growth and were found to be in good condition. Comparatively, the length at first capture was smaller than the length at first maturity, leading to growth overfishing. The involvement of stakeholders in the decision-making process for better fisheries management is strongly encouraged.

ACKNOWLEDGMENTS

This research did not receive any specific grant from funding agencies in the public, commercial, or not-for-profit sectors. Thanks to Mrs. Siti Ubaidah for assisting during fieldwork and resultant measurements. Our gratitude goes to the reviewers for improving significantly the manuscript contents to a publishable level.

REFERENCES

- ADAWIYAH LA, SULMARTIWI L, BUDI DS. 2020. Morphology, morphometrics, and some qualitative parameters of silver rasbora (*Rasbora argyrotaenia*) sperm. IOP Conference Series: Earth Envi Sci 441 [012076]. p. 1–4.
- AHMADI, RIZANI A. 2013. Light traps fishing in Sungai Sipai flood swamp of Indonesia. Recommendations for future studies. Kasertsart Univ Fish Res Bull 37(2): 17–30.
- AMARASINGHE US, PUSHPALATHA KBC. 1997. Gillnet selectivity of *Ompok bimaculatus* (Siluridae) and *Puntius dorsalis* (Cyprinidae) in small scale riverine fishery. J Nat Sci Counc Sri Lanka 25(3): 169–184.
- ANSYARI P, SLAMAT, AHMADI. 2020. Food habits and biolimnology of snakehead larvae and fingerlings from different habitats. AACL Bioflux 13(6): 3520–3531.
- APRILIAN E, ROESMA DI, TJONG DH. 2016. Morphological variation of Bada fish (*Rasbora maninjau*, Lumbantobing) in Maninjau Lake, West Sumatra. J Entomol Zool Stud 4(2): 541–544.
- ASRIAL E, HARRIS A, ABDOLAH. 2017. Fisheries biology aspects of Yellow Rasbora (*Rasbora lateristriata* BLKR 1854) from Central Lombok, Indonesia. Int J Rec Sci Res 8(11): 21547–21553.
- ARSYAD MN, SYAEFUDIN A. 2010. Food and feeding habit of Rasbora (*Rasbora argyrotaenia*, Blkr) in the downstream of Musi River. Proceeding of International Conference on Indonesian Inland Waters II. Research Institute for Inland Fisheries, Palembang. p. 217–224.
- ARYANTONI, TANTULO U, BUCCHAR T. 2014. Relationship aspect of length-weight, reproduction and food of Lais Baji (*Kryptopterus palembangensis*) in Lake Batu Pulangpisau District [Thesis]. Postgraduate Program, Palangka Raya University.

- ASTUTI R, FITRIANINGSIH YR. 2018. Habitat characteristic of Bileh fish (*Rasbora argyrotaenia*) in Lake li Sayang, Woyla Barat, Aceh Barat. *J Aceh Aquat Sci* 2(1): 18–27.
- AUGUSTA TS. 2018. Adaptation Study on Silver rasbora (*Rasbora argyrotaenia*) based on the domestication stages from Sebangau Waters. *J Daun* 5(1): 36–44.
- AYUNDA R, SULMARTIWI L, MUBARAK AS. 2020. Addition of Lemuru fish oil to protein retention and feed utilization efficiency of Silver barb *Rasbora argyrotaenia*. *IOP Conference Series: Earth Envi Sci* 441 [012117].
- BAGENAL T. 1978. *Methods for assessment of fish production in freshwaters*, 3rd ed. Oxford: Blackwell Scientific Publication. 365p.
- BANDA RW, TITUS P, SINGINI W. 2019. Assessment of catch composition and economic analysis of monofilament and multifilament under-meshed gears (Ngongongo) at Likoma Island, Lake Malawi. *J Fish Res* 3(1): 7–17.
- BRITTAN MR. 1954. A revision of the Indo-Malayan fresh-water fish genus *Rasbora*. *Monog Inst Sci Technol Manila* 3: 1–224.
- BUDI DS, RIZKYAN I, PRAYOGO. 2020. The effect of stocking density on the survival and growth of Silver rasbora (*Rasbora argyrotaenia*) larvae. *Polish J Nat Sci* 35(1): 87–95.
- DEL SIGNORE A, LENDERSA HJR, HENDRIKSA AJ, VONKB JA, MULDERC C, LEUVEN RSEW. 2016. Size-mediated effects of water-flow velocity on riverine fish species. *River Res App* 32: 390–398.
- DINA R, BOER M, BUTET NA. 2011. Length profile and gonad maturity level of Bada fish (*Rasbora argyrotaenia*) on different fishing gears in Lake Maninjau. *Oseanol Limnol Indonesia* 37(1): 105–118.
- DINA R, SAMIR O, LUKMAN, HARYANI GS, NASUTION SH. 2019. Fish and fisheries of Bada (*Rasbora* spp.) in Lake Maninjau, West Sumatra. *IOP Conference Series: Earth Envi Sci* 306 [012004].
- DODDS WK. 2002. *Freshwater Ecology. Concepts and Environmental Applications*. San Diego: Academy Press. 569p.
- EGGER B, WIEGLEB J, SEIDEL F, BURKHARDT-HOLM P, HIRSCH PE. 2020. Comparative swimming performance and behaviour of three benthic fish species: the invasive round goby (*Neogobius melanostomus*), the native bullhead (*Cottus gobio*), and the native gudgeon (*Gobio gobio*). *Ecol Freshwat Fish*. p. 1–15.
- EFFENDIE MI. 1979. *Metode Biologi Perikanan*. Bogor: Yayasan Dewi Sri. 112p.

- FROESE R. 2006. Cube law, condition factor and weight-length relationships: history, meta-analysis and recommendations. *J App Ichthyol* 22: 241–253.
- FROESE R, PAULY D eds. 2013. FishBase [World Wide Web electronic publication]. Retrieved on 14 Mar 2021 from <http://www.fishbase.org>
- FUADI Z, DEWIYANTI I, PURNAWAN S. 2016. Length-weight relationship of fish caught in Krueng Simpoe, Bireun District, Aceh. *Jurnal Ilmiah Mahasiswa Kelautan dan Perikanan Unsyiah* 1(1): 169–176.
- GINANJAR R, ZAMRONI M, NURHIDAYAT. 2014. Optimization of different sex ratios in ornamental fish spawning of *Rasbora (Rasbora argyrotaenia)*. *Prosiding Forum Inovasi Teknologi Akuakultur*. p. 947–954.
- GORDON BA, DOROTHY O, LENHART CF. 2020. Nutrient retention in ecologically functional floodplains: a review. *Water* 12(2762): 1–17.
- HANIF MS, IQBAL KJ, JAVID A, KHAN N, IRFAN, MAJEED H, ALTAF M. 2019. Socio economic status of fishermen community, south Punjab, Pakistan. *Punjab University J Zool* 34(2): 115–118.
- HARRIS H. 2013. "Pundang Seluang" superior local fishery product from South Sumatera. *Prosiding Hasil Penelitian dan Abdimas UNINDRA* 1: 335–347.
- HERAWATI T, LILI W, MUSTIKAWATI R, ADHARDIANSYAH, DILIANA SY. 2017. The growth of Paray fish (*Rasbora argyrotaenia* Blkr) in Reservoir Jatigede Sumedang District, West Java Province. *Jurnal Akuatika Indonesia* 2(1): 71–78.
- HOCKLEY F, WILSON CA, BREW A, CABLE JO. 2013. Fish responses to flow velocity and turbulence in relation to size, sex and parasite load. *J Royal Soc Interface* 11(91): 20130814.
- HSIEH CH, YAMAUCHI A, NAKAZAWA T, WANG WF. 2010. Fishing effects on age and spatial structures undermine population stability of fishes. *Aquat Sci* 72: 165–178.
- ISA, MM, MD RAWI CS, ROSLA R, MOHD SHAH SA, MD SHAH ASR. 2010. Length-weight relationships of freshwater fish species in Kerian River Basin and Pedu Lake. *Res J Fish Hydrobiol* 5(1): 1–8.
- KALITA GJ, SARMA PK, ROUT GS. 2015. Socioeconomic status of fishermen and different fishing gear used in Beki River, Barpeta, Assam. *J Entomol Zool Stud* 3: 193–198.
- KHOIRUDIN S, SETYOBUDI E, DJUMANTO. 2016. Length-weight relationship and condition factor of Wader Pari (*Rasbora lateristriata* Bleeker, 1854) in Rawa Jombor, Klaten District. Universitas Gajah Mada.

- KONDOH M. 2010. Linking learning adaptation to trophic interactions: a brain size-based approach. *Funct Ecol* 24(1): 35–43.
- KOTRSCHAL A, BUECHEL SD, ZALA SM, CORRAL-LOPEZ A, PENN DJ, KOLM N. 2015. Brain size affects female but not male survival under predation threat. *Ecol Letters* 18(7): 646–652.
- KOTTELAT M, WHITTEN AJ, KARTIKASARI SN, WIRJOATMOJO S. 1993. Freshwater fishes of Western Indonesia and Sulawesi. Periplus Editions, Hong Kong. 293p.
- KOTTELAT M. 2012. *Rasbora rheophila*, a new species of fish from northern Borneo (Teleostei: Cyprinidae). *Rev Suisse Zool* 119(1): 77–87.
- KUMAR KH, KIRAN BR, PURUSHOTHAM R, PUTTAIAS ET, MANJAPPA S. 2006. Length-weight relationship of cyprinid fish, *Rasbora daniconius* (Hamilton-Buchanan) from Sharavathi reservoir, Karnataka. *Zoo's Print J* 21(1): 2140–2141.
- LAPPALAINEN A, SAKS L, SUSTAR M, HEIKINHEIMO O, JÜRGENS K, KOKKONEN E, KURKILAHTI M, VERLIIN AM, VETEMAA M. 2016. Length at maturity as a potential indicator of fishing pressure effects on coastal pikeperch (*Sander lucioperca*) stocks in the northern Baltic Sea. *Fish Res* 174: 47–57.
- LE-CREN E.D. 1951. The Length-weight relationship and seasonal cycle in gonad-weight and condition in the Perch (*Perca fluviatilis*). *J Anim Ecol* 20: 201–219.
- LIANG, Z., SUN P., YAN W., HUANG L., TANG Y. 2014. Significant effects of fishing gear selectivity on fish life history. *J. Ocean Univ China (Ocean Coast Sea Res)*. 13(3): 467–471.
- LISNA. 2013. Sexuality, sex ration and length-weight relationship of as, nisbah kelamin dan hubungan panjang-berat (*Rasbora Argyrotaenia*) in River Kumpeh Muaro Jambi District. *Jurnal Penelitian Universitas Jambi Seri Sains* 15(2): 7–14.
- LÖNNSTEDT OM, MCCORMICK MI, CHIVERS DP. 2013. Predator-induced changes in the growth of eyes and false eyespots. *Scientific Report* 3(2259): 1–5.
- MEUTHEN D, FERRARI MCO, LANE T, CHIVERS DP. 2019. Predation risk induces age- and sex-specific morphological plastic responses in the fathead minnow *Pimephales promelas*. *Sci Rep* 9(15378): 1–9.
- MORIOKA S, KOIZUMI N, VONGVICHITH B. 2014. Seasonal growth and reproduction of *Rasbora rubrodorsalis*, a small-sized cyprinid fish from central Laos (Teleostei: Cyprinidae). *Ichthyol Expl Freshwat* 25(3): 277–287.
- MUCHLISIN ZA, MUSMAN M, SITI AZIZAH MN. 2010. Length-weight relationships and condition factors of two threatened fishes, *Rasbora tawarensis* and

Poropuntius tawarensis, endemic to Lake Laut Tawar, Aceh Province, Indonesia. J App Ichthyol 26: 949–953.

MUCHLISIN ZA, FADLI N, RUDI E, MENDO T, SITI-AZIZAH MN. 2011. Estimation of production trend of the Depik, *Rasbora tawarensis* (Teleostei, Cyprinidae), in Lake Laut Tawar, Indonesia. AACL Bioflux 4(5): 590–597.

MUCHLISIN ZA, HASRI I, BATUBARA AS. 2018. A mini review on endemic and threatened fish *Rasbora tawarensis* in Lake Laut Tawar, Indonesia. IOP Conf. Series: Earth Envi Sci 216 [012045].

MUTIARA D, HARRIS H, ARSYAD N. 2019. Domestication of *Rasbora argyrotaenia* from the Musi river waters. Journal of Physics: Conference Series 1375 [012016]. p. 1–6.

NEWCOMER JOHNSON TA, KAUSHAL SS, MAYER PM, SMITH RM, SIVIRICHI GM. 2016. Nutrient retention in restored streams and rivers: a global review and synthesis. Water 8(116): 1–28.

NINGRUM DRK, BUDI DS, SULMARTIWI L. 2019. Spawning induction of silver rasbora (*Rasbora argyrotaenia*) using Ovaprim™ different doses. Depik Jurnal Ilmu-Ilmu Perairan, Pesisir dan Perikanan 8(2): 117–124.

NG HH, KOTTELAT M. 2013. The identity of the cyprinid fishes *Rasbora dusonensis* and *R. tornieri* (Teleostei: Cyprinidae). Zootaxa 3635(1): 62–70.

PARTAN RU, HIDAYAT R, SAPUTRA N, RAHMAYANI F, PRAPTO H, YUDHA TW. 2019. Seluang fish (*Rasbora* spp.) oil decreases inflammatory cytokines via increasing Vitamin D level in Systemic Lupus Erythematosus. Macedonian J Med Sci 7(9): 1418–1421.

PAULY D. 1984. Fish population dynamics in tropical waters: a manual for use with programmable calculations. ICLARM Stud Rev 8: 325.

PLAMOOTTIL M. 2016. *Rasbora ataenia*, a new freshwater fish from Kerala, India. International J Innov Stud Aquat Biol Fish 2(5): 20–24.

PURNAMA AA., MUBARAK J, DARUWATI I, ROSLIM DI, ELVYRA R. 2019. First report of morphological and molecular identification of greater scissortail *Rasbora caudimaculata* from Rokan Hulu District, Riau Province, Indonesia. AACL Bioflux 12(1): 34–41.

ROSADI E. 2014. The catch of ikan Seluang Batang (*Rasbora argyrotaenia* Blkr 1850) based on moon age in Barito River, South Kalimantan. Fish Sci 4(7): 12–22.

ROSADI E, YULI E, SETYOHADI D, BINTORO G. 2014. Native species in Barito upstream at South Kalimantan, Indonesia: Sex ratio and length-weight

relationship of Seluang Batang fish (*Rasbora argyrotaenia* Blkr 1850). *J Wetlands Envi Manag* 4(2): 20–26.

SARKAR UK, KHAN GE, DABAS A, PATHAK AK, MIR JI, REBELLO SC, PAL A, SINGH SP. 2013. Length weight relationship and condition factor of selected freshwater fish species found in River Ganga, Gomti and Rapti, India. *J Envi Biol* 34: 951–956.

SENTOSA AA, DJUMANTO. 2010. Spawning habitat of Wader Pari (*Rasbora lateristriata*) in Ngranca River, Kulon Progo District. *Jurnal Ikhtologi Indonesia* 10(1): 50–63.

SHUKOR MN, SAMAT A, AHMAD AK, RUZIATON J. 2008. Comparative analysis of length-weight relationship of *Rasbora Sumatrana* in relation to the physicochemical characteristics in different geographical areas In Peninsular Malaysia. *Malaysian App Biol* 37(1): 21–29.

SOARES BE, BARROS TF, HASHIGUTI DT, PEREIRA DC, FERREIRA KCF, CARAMASCHI ÉP. 2020. Traditional approaches to estimate length at first maturity (L50) retrieve better results than alternative ones in a Neotropical heptapterid. *J Fish Biol* 2020: 1–8.

SOKAL RR, ROHLF FJ. 1995. *Biometry: the principles of practices of statistics in biological research*. New York: W.H. Freeman.

SOUZA ACV, COSTA RS, NOVAES JLC. 2019. Estimation of the length at first maturity of fishes species of the Apodi/Mossoró River reservoirs in the Brazilian semiarid region. *Acta Ichthyol Pisc* 49(2): 195–198.

SULISTIYARTO B. 2012. Length-weight relationship, factor condition and food composition of Saluang (*Rasbora argyrotaenia* Blkr) in the floodplain of Rungan River, Central Kalimantan. *Jurnal Ilmu Hewani Tropika* 12: 62–66.

SURYANI FY, SETYAWATI TR, YANTI AH. 2019. Population structure of Seluang (*Rasbora argyrotaenia*) in the downstream of Sekadau River, Sekadau Hilir Subdistrict, Sekadau District. *Protobiont* 8(2): 74–81.

SPARRE P, VENEMA SC. 1992. *Introduction to tropical fish stock assessment, Part I [Manual]*. FAO Fisheries Technical Paper. No. 306/1.

SVANBÄCK R, JOHANSSON F. 2019. Predation selects for smaller eye size in a vertebrate: effects of environmental conditions and sex. *Proceedings of the Royal Society B: Biol Sci* 286 [20182625].

UDUPA KS. 1986. Statistical method of estimating the size at first maturity in fishes. *Fishbyte* 4(2): 8–10.

- VAN DER BIJL W, THYSELIUS M, KOTRSCHAL A, KOLM N. 2015. Brain size affects the behavioural response to predators in female guppies (*Poecilia reticulata*). *Proceed Biol Sci* 282(1812) [20151132].
- WEATHERLEY AH, GILL HS. 1987. *The biology of fish growth*. London: Academic Press. 443p.
- WINEMILLER KO, AGOSTINHO AA, CARAMASCHI EP. 2008. Fish ecology in tropical streams. In: *Tropical stream ecology*. Dudgeon D ed. Elsevier Inc. p. 107–146.
- YUDHA IG. 2011. Species diversity and fishes characteristic in Way Tulang Bawang waters, Tulang Bawang District. *Prosiding Seminar Hasil Penelitian dan Pengabdian Kepada Masyarakat UNILA*. p. 1–11.
- YUSUF IN. 2016. Effect of temperature on different spawning media towards the hatchability and survival of Wader Pari larvae (*Rasbora argyrotaenia*) [Thesis]. Universitas Brawijaya.
- ZAKEYUDIN MS, ISA, MM, MD RAWI CS, MD SHAH ASR, AHMAD AH. 2012. Assessment of suitability of Kerian River tributaries using length-weight relationship and relative condition factor of six freshwater fish species. *J Envi Earth Sci* 2(3): 52–60.
- ZULKURNAIN M, WINDARTI, PUTRA RM. 2015. Gill structure of *Rasbora argyrotaenia* from the Siak River, Tualang Village. *Jurnal Online Mahasiswa UNRI* 2(2): 1–11.

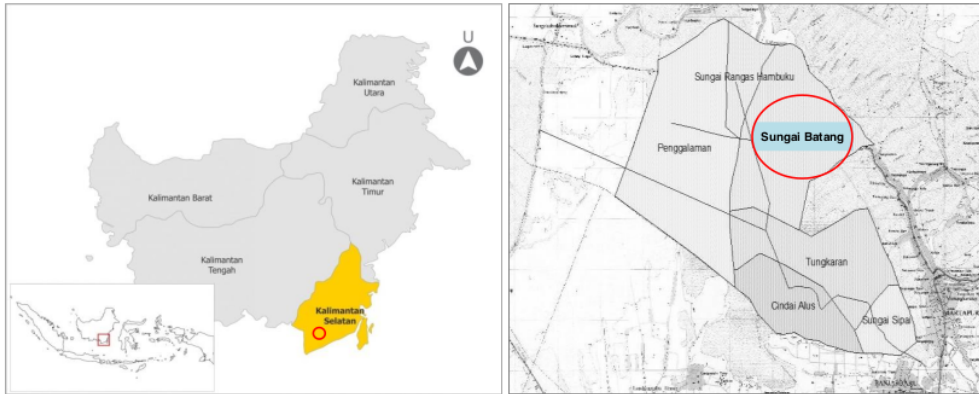


Figure 1. The map showing the location of Sungai Batang Village in South Kalimantan Province, Indonesia.



Figure 2. A sample of *R. argyrotaenia* taken from Sungai Batang River, Indonesia.

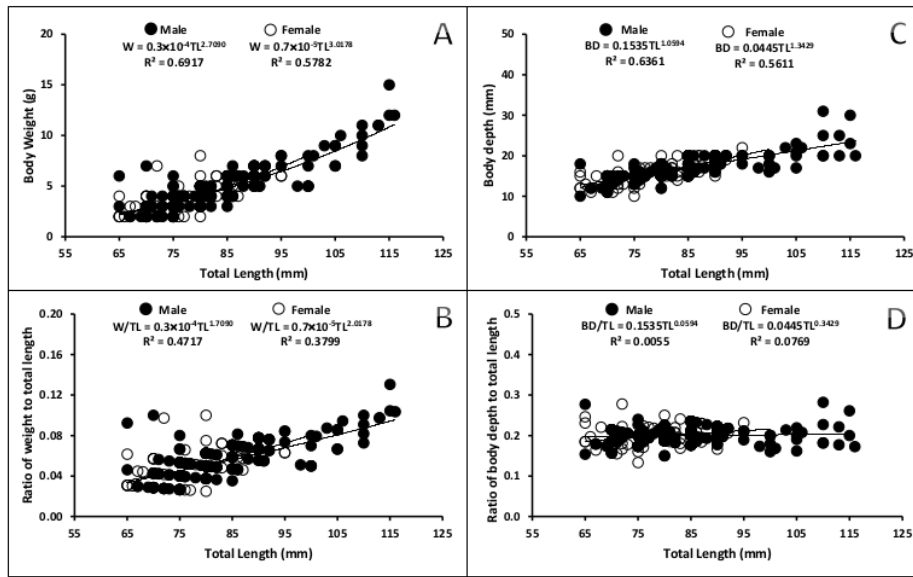


Figure 3. [A] The relationship between W and TL of *R. argyrotaenia* taken from Sungai Batang River. [B] The relationship between the mean ratios of W to the TL. [C] The relationship between BD and TL. [D] The relationship between the mean ratios of BD to the TL.

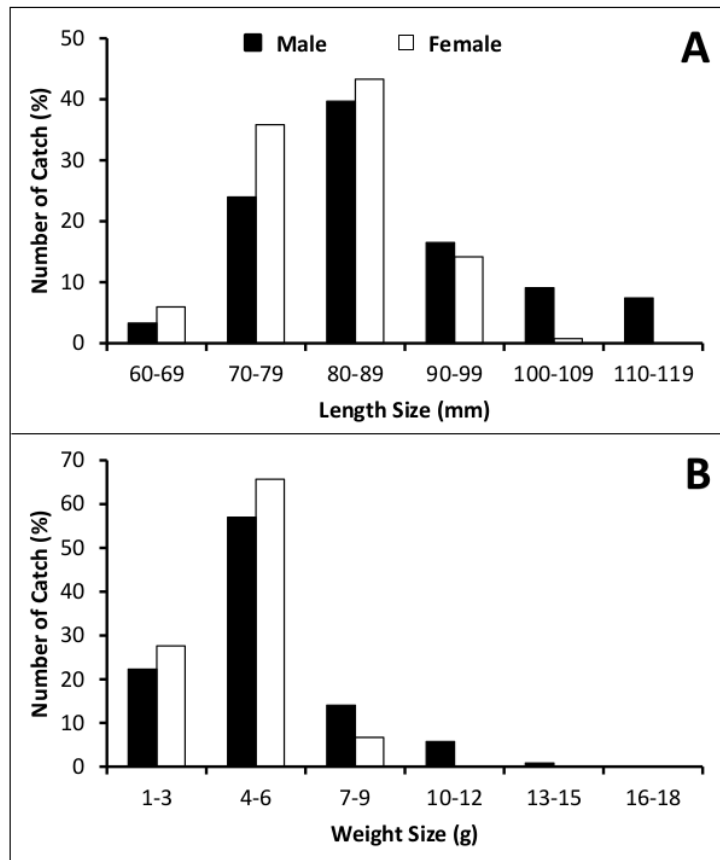


Figure 4. The percentages of length size [A] and weight size [B] distribution between male and female of *R. argyrotaenia* from Sungai Batang River.

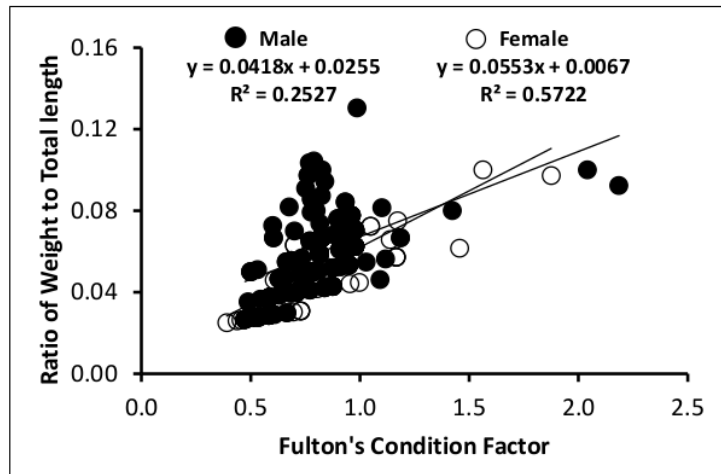


Figure 5. The relationship between the ratio of W to TL and the condition factor of *R. argyrotaenia*. The female's condition factor was considerably higher than males.

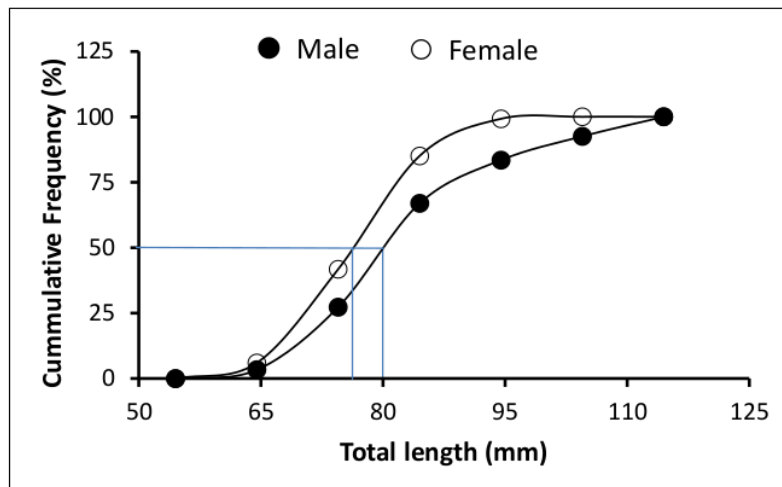


Figure 6. The length at first capture (L_{c50}) of male and female *R. argyrotaenia* was estimated as 80 and 76 mm, corresponding to the 0.75-in mesh size used.

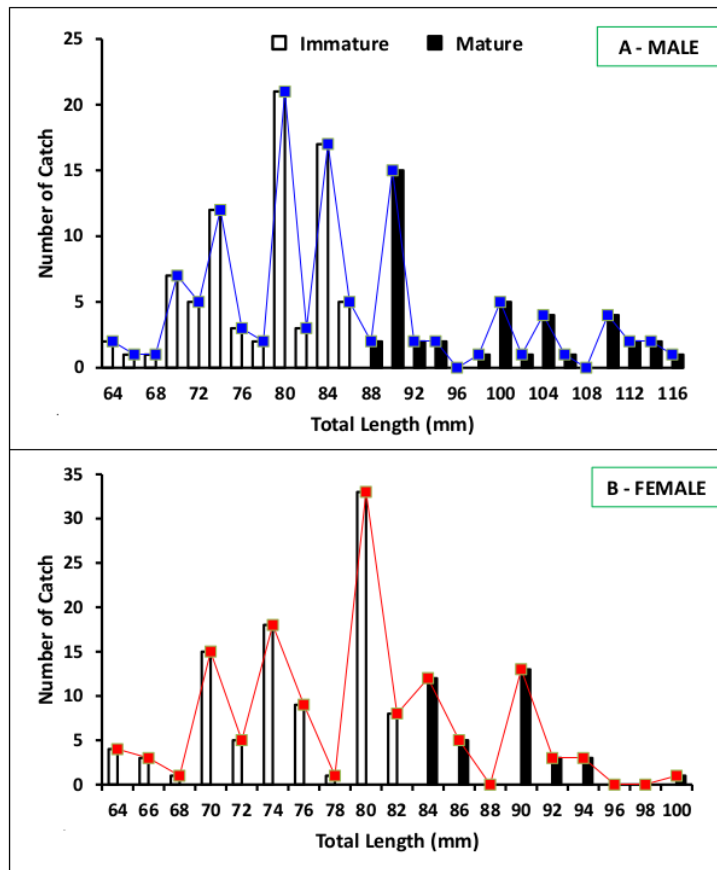


Figure 7. The length at first maturity (L_{m50}) of *R. argyrotaenia* was estimated as 87.53 mm for males and 84.57 mm for females. The proportions of sexually mature males and females accounted for 54.13 and 62.31% of the allowable biological catch.

Table I. Total length, weight, and growth pattern of male and female of *R. argyrotaenia* collected from Sungai Batang River (a – constant, b – exponent, R² – determination coefficient, r – regression coefficient, A⁻ – negative allometric, and I – isometric).

Sex	n	Total length (mm)		Weight (g)		a	b	R ²	r	Growth pattern		
		Min.	Max.	Mean ± SD	Max.						Mean ± SD	
Male	121	65	116	85.56 ± 11.86	2	15	5.21 ± 2.39	0.3 × 10 ⁻⁴	2.7090	0.6917	0.8317	A ⁻
Female	134	65	100	79.43 ± 7.40	2	8	4.22 ± 1.45	0.7 × 10 ⁻⁵	3.0178	0.5782	0.7604	I

Table II. The mean ratio of body sizes of *R. argyrotaenia* sampled from Sungai Batang River (a – constant, b – exponent, R² – determination coefficient, r – regression coefficient, BD – body depth, W – body weight, and TL – total length).

Sex	n	BD/TL	a	b	R ²	r	W/TL	a	b	R ²	r
Male	121	0.20 ± 0.02	0.1535	0.0594	0.0055	0.0742	0.06 ± 0.02	0.3 × 10 ⁻⁴	1.7090	0.4717	0.6868
Female	134	0.20 ± 0.02	0.0445	0.3429	0.0769	0.2773	0.05 ± 0.01	0.7 × 10 ⁻⁵	2.0178	0.3799	0.6164

Table III. Statistical descriptive of the parameters observed for *R. argyrotaenia* taken from Sungai Batang River (TL – total length, W – body weight, BD – body depth, K – Fulton’s condition factor, and K_n – relative condition factor).

Parameters observed	Mean \pm SD of body sizes		t-test for equality of means			
	Male	Female	t	df	P	SE
TL	85.56 \pm 11.86	79.43 \pm 7.40	5.007	253	0.000	1.2256
W	5.21 \pm 2.39	4.22 \pm 1.45	4.045	253	0.000	0.2450
BD	17.21 \pm 3.22	15.96 \pm 2.62	3.421	253	0.001	0.3660
W/TL	0.06 \pm 0.02	0.05 \pm 0.01	3.098	253	0.002	0.0022
BD/TL	0.20 \pm 0.02	0.20 \pm 0.02	0.195	253	0.845	0.0028
K	0.80 \pm 0.23	0.82 \pm 0.20	-0.757	253	0.450	0.0274
K_n	1.09 \pm 0.27	0.97 \pm 0.27	-3.451	253	0.001	0.0336

Table IV. Comparative length-weight relationship, condition factor, and growth pattern of Rasbora from different locations.

Species	Sex	n	TL (mm)	W (g)	b	Growth pattern	K	Locations	Country	References
<i>R. argyrotaenia</i>	M	121	65–116	2–15	2.71	A ⁻	0.80	Sungai Batang River	Indonesia	Present study
<i>R. argyrotaenia</i>	F	134	65–100	2–8	3.02	I	0.82	Sungai Batang River	Indonesia	Present study
<i>R. argyrotaenia</i>	P	199	68–104	3.6–13.6	2.63	A ⁻	1.18	Rungan River	Indonesia	Sulistiyarto (2012)
<i>R. argyrotaenia</i>	M	1751	45–160	0.8–35	2.86	A ⁻	–	Barito River	Indonesia	Rosadi (2014)
<i>R. argyrotaenia</i>	F	630	47–161	1–38	2.91	A ⁻	–	Barito River	Indonesia	Rosadi (2014)
<i>R. argyrotaenia</i>	P	155	53–79	1.41–4.14	2.70	A ⁻	1.20	Cimanuk River	Indonesia	Herawati et al. (2017)
<i>R. argyrotaenia</i>	M	107	24.02–35.06	4.00–11.1	2.96	A ⁻	–	Kumpeh River	Indonesia	Lisna (2013)
<i>R. argyrotaenia</i>	F	80	27.09–38.08	4.02–13.5	3.20	A ⁺	–	Kumpeh River	Indonesia	Lisna (2013)
<i>R. argyrotaenia</i>	M	58	53–113	1.40–12.8	3.04	A ⁺	–	Sekadau River	Indonesia	Suryani et al. (2019)
<i>R. argyrotaenia</i>	F	69	40–130	1.39–14.8	3.04	A ⁺	–	Sekadau River	Indonesia	Suryani et al. (2019)
<i>R. tawarensis</i>	M	326	64.82–98.84	2.25–7.32	2.59	A ⁻	1.73	Lake Laut Tawar	Indonesia	Muchlisin et al. (2010)
<i>R. tawarensis</i>	F	833	67.43–109.55	2.43–9.40	2.57	A ⁻	1.85	Lake Laut Tawar	Indonesia	Muchlisin et al. (2010)
<i>R. lateristriata</i>	P	23	47.5–78.8	4.77–5.53	3.47	I	1.04	Selaka River	Indonesia	Asrial et al. (2017)
<i>R. lateristriata</i>	P	23	49.5–79.8	3.65–4.20	2.65	A ⁻	0.86	Babak River	Indonesia	Asrial et al. (2017)
<i>R. lateristriata</i>	M	314	45–87	0.77–4.66	2.72	A ⁻	1.11	Rawa Jombor	Indonesia	Khoirudin et al. (2016)
<i>R. lateristriata</i>	F	977	45–95	1.08–8.25	3.01	I	1.50	Rawa Jombor	Indonesia	Khoirudin et al. (2016)
<i>Rasbora</i> sp.	P	35	10.65	11.90	2.42	A ⁻	1.71	Krueng Simpoe	Indonesia	Fuadi et al. (2016)
<i>R. daniconius</i>	M	52	17–60	0.21–8.10	2.64	A ⁻	–	Sharavathi reservoir	India	Kumar et al. (2006)
<i>R. daniconius</i>	F	18	25–95	0.05–2.19	2.49	A ⁻	–	Sharavathi reservoir	India	Kumar et al. (2006)
<i>R. daniconius</i>	P	40	34–85	3.29–4.08	1.99	A ⁻	–	Ganga River	India	Sarkar et al. (2013)
<i>R. daniconius</i>	P	35	35–80	2.36–3.05	1.90	A ⁻	–	Gomti River	India	Sarkar et al. (2013)
<i>R. daniconius</i>	P	65	33–83	3.12–3.88	1.92	A ⁻	–	Rapti River	India	Sarkar et al. (2013)
<i>R. Sumatrana</i>	P	100	40–93	1.01–13.6	3.05	I	–	Hulu Langat	Malaysia	Shukor et al. (2008)
<i>R. Sumatrana</i>	P	92	51–116	1–16	3.64	A ⁺	1.87	Kerian River	Malaysia	Zakeyudin et al. (2012)
<i>R. Sumatrana</i>	P	77	51–116	1–16	3.61	A ⁺	1.21	Kerian River	Malaysia	Isa et al. (2010)
<i>R. Sumatrana</i>	P	9	45–110	1–12	4.81	A ⁺	1.06	Way Tulang Bawang	Indonesia	Yudha (2011)

A⁺ – positive allometric, A⁻ – negative allometric, I – isometric, W – weight, TL – total length, K – condition factor, M – male, F – female, P – pooled

Table V. Comparative mesh size of gill nets, catch proportion, and sex ratio of *Rasbora* collected from different habitats.

Mesh size mm	Targeted fish	n	Fish size (mm)		Catch proportion (%)		Sex ratio M : F	Location	Province	References
			Male	Female	Male	Female				
19.05	<i>R. argyrotaenia</i>	255	65–116	65–100	47.45	52.55	1.0 : 1.1	Sungai Batang River	South Kalimantan	Present study
30.00	<i>R. argyrotaenia</i>	2381	45–160	47–161	73.54	26.46	2.8 : 1.0	Barito River	South Kalimantan	Rosadi (2014)
19.10	<i>R. argyrotaenia</i>	187	24–35	27–38	57.22	42.78	1.3 : 1.0	Kumpeh River	Jambi	Lisna (2013)
25.40	<i>R. argyrotaenia</i>	25	103–138	103–138	4.00	96.00	1.0 : 24.0	Lake Maninjau	West Sumatera	Dina <i>et al.</i> (2011)
19.05	<i>R. argyrotaenia</i>	537	76–129	76–129	18.40	81.60	1.0 : 4.4	Lake Maninjau	West Sumatera	Dina <i>et al.</i> (2011)
15.88	<i>R. argyrotaenia</i>	72	67–102	67–102	80.60	19.40	4.2 : 1.0	Lake Maninjau	West Sumatera	Dina <i>et al.</i> (2011)
9.91	<i>R. argyrotaenia</i>	213	53–113	40–130	45.67	54.33	1.0 : 1.2	Sekadau River	West Kalimantan	Suryani <i>et al.</i> (2019)
14.99	<i>R. argyrotaenia</i>	155	54–79	53–75	53.55	46.45	1.2 : 1.0	Cimanuk River	West Java	Herawati <i>et al.</i> (2017)
9.91	<i>R. tawarensis</i>	1159	65–99	67–110	28.13	71.87	1.0 : 2.6	Lake Laut Tawar	Aceh	Muchlisin <i>et al.</i> (2010)
12.70	<i>R. lateristriata</i>	1291	45–87	45–95	24.32	75.68	1.0 : 3.1	Rawa Jombor	Central Java	Khoirudin <i>et al.</i> (2016)

Length-Weight Relationship and Condition Factor of the Silver Rasbora (*Rasbora argyrotaenia*) from Sungai Batang River, South Kalimantan, Indonesia

ORIGINALITY REPORT

18%

SIMILARITY INDEX

15%

INTERNET SOURCES

13%

PUBLICATIONS

4%

STUDENT PAPERS

PRIMARY SOURCES

1	mafiadoc.com Internet Source	1%
2	jjbs.hu.edu.jo Internet Source	1%
3	journal.ugm.ac.id Internet Source	1%
4	ir.ucc.edu.gh Internet Source	1%
5	pdfs.semanticscholar.org Internet Source	1%
6	www.jurnal-iktiologi.org Internet Source	1%
7	Elsayed F. E. Farrag, Ahmed M. Alzaabi. "Length-weight, condition factor and reproductive aspects of the cobia, <i>Rachycentron canadum</i> (Linnaeus, 1766) in the Arabian Gulf off the United Arab	1%

Emirates", Egyptian Journal of Aquatic Biology and Fisheries, 2020

Publication

8	www.macrothink.org Internet Source	1 %
9	(8-19-14) http://89.188.43.75/agricultforest/20120319-05%20Milosevic%20Maric.pdf Internet Source	<1 %
10	core-cms.prod.aop.cambridge.org Internet Source	<1 %
11	Safran Makmur, Dina Muthmainnah, Subagdja Subagdja. "BIOLOGICAL CHARACTERS OF SNAKEHEAD GUDGEON (<i>Giuris margaritacea Valenciennes, 1837</i>) IN TONDANO LAKE, MINAHASA, NORTH SULAWESI, INDONESIA", BIOVALENTIA: Biological Research Journal, 2019 Publication	<1 %
12	academicjournals.org Internet Source	<1 %
13	www.croiconference.org Internet Source	<1 %
14	Submitted to Higher Education Commission Pakistan Student Paper	<1 %

15	rspb.royalsocietypublishing.org Internet Source	<1 %
16	N Fitriah, M F Rahardjo, R Affandi, Sulistiono, D M Wildan, C P H Simanjuntak. "Reproductive aspects of greenback mullet <i>Planiliza subviridis</i> (Valenciennes, 1836) in Cengkok coastal waters, Banten Bay Indonesia", IOP Conference Series: Earth and Environmental Science, 2021 Publication	<1 %
17	Submitted to Rochester Institute of Technology Student Paper	<1 %
18	www.researchgate.net Internet Source	<1 %
19	sciendo.com Internet Source	<1 %
20	Mohsen Safaie. " Population dynamics for banana prawns, de Man, 1888 in coastal waters off the northern part of the Persian Gulf, Iran ", Tropical Zoology, 2015 Publication	<1 %
21	N Muchlis, Prihatiningsih, Y H Restiangsih. "Biological characteristics of silver sillago (<i>Sillago sihama</i> Forsskal) in Bombana Water, South East Sulawesi", IOP Conference Series: Earth and Environmental Science, 2021	<1 %

22 journal.ipb.ac.id <1 %
Internet Source

23 www.ncbi.nlm.nih.gov <1 %
Internet Source

24 www.bioflux.com.ro <1 %
Internet Source

25 jifro.ir <1 %
Internet Source

26 www.allresearchjournal.com <1 %
Internet Source

27 Submitted to Washington University in St. Louis <1 %
Student Paper

28 Submitted to Universiti Kebangsaan Malaysia <1 %
Student Paper

29 R Ayunda, L Sulmartiwi, A S Mubarak. " Addition of Lemuru Fish Oil to Protein Retention and Feed Utilization Efficiency of silver barb ", IOP Conference Series: Earth and Environmental Science, 2020 <1 %
Publication

30 Submitted to University of Wales, Bangor <1 %
Student Paper

31 nopr.niscair.res.in
Internet Source

<1 %

32

Michio Kondoh. "Linking learning adaptation to trophic interactions: a brain size-based approach", *Functional Ecology*, 02/2010

Publication

<1 %

33

Duranta D. Kembaren, Ali Suman. "BIOLOGY AND POPULATION DYNAMICS OF BANANA SHRIMP (*Penaeus merguensis*) IN THE TARAKAN WATERS, EAST BORNEO", *Indonesian Fisheries Research Journal*, 2013

Publication

<1 %

34

K. N. Mohanta. "Replacement of fish meal protein by surimi by-product protein in the diet of blue gourami *Trichogaster trichopterus* fingerlings : Fish meal protein replacement in the diet of silver barb", *Journal of Animal Physiology and Animal Nutrition*, 10/2011

Publication

<1 %

35

www.id-press.eu

Internet Source

<1 %

36

Asmaul Husna, Md. Rashedul Kabir Mondol, Md Rabiul Hasan, Md. Yeamin Hossain. " Estimation of population structure, growth and condition of in the Bay of Bengal ", *Acta Biologica Szegediensis*, 2022

Publication

<1 %

37	doi.org Internet Source	<1 %
38	hrcak.srce.hr Internet Source	<1 %
39	iopscience.iop.org Internet Source	<1 %
40	medicopublication.com Internet Source	<1 %
41	www.alliedacademies.org Internet Source	<1 %
42	www.gcw.nl Internet Source	<1 %
43	www.smujo.id Internet Source	<1 %
44	A. Abdoli. "Intrabasin variations in age and growth of bullhead: the effects of temperature", <i>Journal of Fish Biology</i> , 4/2007 Publication	<1 %
45	Archana Sinha. "Chapter 18 Technology Prioritization for Climate-Resilient Nutritive Fish", Springer Science and Business Media LLC, 2022 Publication	<1 %
46	Bruno E. Soares, Thiago F. Barros, Danielly T. Hashiguti, Douglas C. Pereira, Karina C. F.	<1 %

Ferreira, Érica P. Caramaschi. " Traditional approaches to estimate length at first maturity () retrieve better results than alternative ones in a Neotropical heptapterid ", *Journal of Fish Biology*, 2020

Publication

47

Itsuki Kiyatake, Thomas L Johnson, Emy Cottrant, Yoshikazu Kitadani et al. "Assessing the impact of captivity on the growth and development of pyjama sharks (*Poroderma africanum*)", *Research Square Platform LLC*, 2023

Publication

48

J Karuwal, B Budiman. "The influence of moon period day to paperek fish (*Leiognathus* spp) cathed and it's connection with physical waters of boat live nets at Dodinga Bay, West Halmahera Districs", *IOP Conference Series: Earth and Environmental Science*, 2021

Publication

49

M. Njiru. "Some biological aspects and life history strategies of Nile tilapia *Oreochromis niloticus* (L.) in Lake Victoria, Kenya", *African Journal of Ecology*, 3/2006

Publication

50

P. Monteiro. "Age and growth, mortality, reproduction and relative yield per recruit of the bogue, *Boops boops* Linn[?], 1758

<1 %

<1 %

<1 %

<1 %

(Sparidae), from the Algarve (south of Portugal) longline fishery", Journal of Applied Ichthyology, 10/2006

Publication

51

Siti Maulida, Kartini Eriani, Nur Fadli, Firman M. Nur, Luvi S. Handayani, Zainal A. Muchlisin. " The effect of extender on the quality of climbing perch () sperm after refrigerated storage ", Aquaculture Research, 2022

Publication

52

Taymaa A. Al-jebory, Simon K. Das, Gires Usup, Y. Bakar, Ali H. Al-saadi. "Length-weight and length-length relationships of common carp (Cyprinus carpio L.) in the middle and southern Iraq provinces", AIP Publishing, 2018

Publication

53

docsdrive.com

Internet Source

54

f1000research.com

Internet Source

55

ipfs.io

Internet Source

56

www.frdc.com.au

Internet Source

57

www.pacemaker.dk

Internet Source

<1 %

<1 %

<1 %

<1 %

<1 %

<1 %

<1 %

58

www.tandfonline.com

Internet Source

<1 %

59

Berchie Asiedu, Samuel K. K. Amponsah, Nii A. Commey. "Some aspects of the biology of West African Ilisha (*Ilisha africana*, Bloch 1795) from the coast of Ghana, West Africa", *Egyptian Journal of Aquatic Biology and Fisheries*, 2020

Publication

<1 %

60

Derita Yulianto, Indra Indra, Agung Setia Batubara, Deni Efizon et al. "Length–weight relationships and condition factors of mullets *Liza macrolepis* and *Moolgarda engeli* (Pisces: Mugilidae) harvested from Lambada Lhok waters in Aceh Besar, Indonesia", *F1000Research*, 2020

Publication

<1 %

61

F D Silooy, A Tupamahu, O T S Ongkers, Haruna, D D P Matruty, J A Pattikawa. "Sex ratio, age group and length at first maturity of mackerel scad (*Decapterus macarellus* Cuvier, 1833) in the Southern waters of Ambon, Eastern Indonesia", *IOP Conference Series: Earth and Environmental Science*, 2021

Publication

<1 %

62

www.ajol.info

Internet Source

<1 %

63

Samjhana Shrestha, Anjali Risal, Jay Narayan Shrestha. "Length-Weight Relationship of Longtail Hillstream catfish *Olyra longicaudata* (McClelland, 1842)", *Our Nature*, 2019

Publication

<1 %

Exclude quotes On

Exclude matches Off

Exclude bibliography On