

Parking Lots Detection in Static Image Using Support Vector Machine Based on Genetic Algorithm

by Ahmad Saiful Haqqi

Submission date: 26-Apr-2023 01:22PM (UTC+0700)

Submission ID: 2075898907

File name: mage_Using_Support_Vector_Machine_Based_on_Genetic_Algorithm.pdf (4.48M)

Word count: 6560

Character count: 32186

ISSN 2185-3118

INTERNATIONAL JOURNAL OF INTELLIGENT ENGINEERING AND SYSTEMS

Volume 1 Issue 1 March 2008



Intelligent Networks and Systems Society



Publications

Editorial Staff

International Journal of Intelligent Engineering and Systems

indexed by,

| SCOPUS

| Scimago

| Crossref

| EBSCOhost

| Ulrich's

| OAJI

UGC Approved Journal (Journal No. 22983)
Quarterly e-Journal (From 2008 - 2016)
Bi-Monthly e-Journal (Since 2017)
ISSN: 2185-3118

Advisory Board

Hirofumi Sasaki, Professor Emeritus of Tokai University, Japan

Hassan Bevrani, University of Kurdistan, Iran

Editor-in-Chief

Kei Eguchi, Fukuoka Institute of Technology, Japan

Associate Editors-in-Chief

Amphawan Julsereewong, King Mongkut's Institute of Technology Ladkrabang, Thailand

Sawai Pongswatd, King Mongkut's Institute of Technology Ladkrabang, Thailand

Editorial Board

Nam-Soo Kim, Cheongju University, Republic of Korea

B. T. P. Madhav, K L University, India

Farzin Asadi, Kocaeli University, Turkey

Win Pa Pa, University Computer Studies Yangon, Myanmar

Prasit Julsereewong, King Mongkut's Institute of Technology Ladkrabang, Thailand

Woranan Tansrirat, King Mongkut's Institute of Technology Ladkrabang, Thailand

Publications menu

- >>> [Publications TOP](#)
- >>> [Topics](#)
- >>> [Editorial Staff](#)
- >>> [Submission Guidelines](#)
- >>> [Documents for Submission](#)
- >>> [Publication Charges](#)
- >>> [Excellent Citation Award](#)
- >>> [Reviewer Guidelines](#)
- >>> [Contents & Papers](#)

[Paper submission](#)

[Mypage](#)

.....

Prapart Ukakimaparn, King Mongkut's Institute of Technology Ladkrabang, Thailand

Sawatsakorn Chaiyasoonthorn, Ramkhamhaeng University, Thailand

Krit Smerpitak, King Mongkut's Institute of Technology Ladkrabang, Thailand

Apinai Rerkratr, King Mongkut's Institute of Technology Ladkrabang, Thailand

Pittaya Pannil, King Mongkut's Institute of Technology Ladkrabang, Thailand

Anucha Kaewpoonsuk, Naresuan University, Thailand

Teerawat Thepmanee, King Mongkut's Institute of Technology Ladkrabang, Thailand

Chirdpong Deelertpaiboon, King Mongkut's University of Technology North Bangkok, Thailand

Natee Thong-un, King Mongkut's University of Technology North Bangkok, Thailand

Sart Kumool, King Mongkut's Institute of Technology Ladkrabang, Thailand

Ichirou Oota, National Institute of Technology Kumamoto College, Japan

Takaaki Ishibashi, National Institute of Technology Kumamoto College, Japan

Kou Yamada, Gunma University, Japan

Kuniaki Fujimoto, Tokai University, Japan

Mitsutoshi Yahara, Tokai University Fukuoka Junior College, Japan

Shuji Kurebayashi, Shizuoka University, Japan

Wanglok Do, Fukuoka Institute of Technology, Japan

Riyanarto Sarno, Institut Teknologi Sepuluh Nopember, Indonesia

Board member responsibilities

- * Editorial board members must obey the direction provided by the Editors-in-Chief of the journal.
- * Editorial board members must judge every submission equally and transparently.
- * Editorial board members should not reveal any information regarding the author, reviewer or the paper information to anyone.
- * Editorial board members are responsible for timely publishing the accepted papers.
- * Editorial board members may attend the Editorial Board meetings occasionally scheduled by the Editorial Office for taking part in the discussion for the improvement of the Journal.
- * Editors should not have any conflict of interest with any assignment.
- * Editors should be responsible for a fast and transparent peer review process.
- * Editors should keep the policy of fast and effective peer review.
- * Editors should be responsible for any query regarding reconsideration of editorial decisions and should provide the decision quickly and clearly with proper reasons.
- * Editors should be responsible for selecting potential reviewers considering their expertise in particular subject areas and keeps monitoring the review process.
- * Editors will be responsible to convey the expectations of the journal to the reviewers with the review scope, quality and timeliness for an effective, fair and constructive review for the assigned submission.
- * Editors should keep in mind the time required for reviewing papers before sending any reminder to the reviewer so that assigned reviewer should get appropriate time he or she requires.
- * Editors-in-Chief can take the final decision for any publication oriented issue.

google serach

Search WWW Search inass



Publications

Contents & Papers 2021

**Volume 14,
Issue 6
DEC 2021**

(31 December, 2021)

Publications menu

- [»» Publications TOP](#)
- [»» Topics](#)
- [»» Editorial Staff](#)
- [»» Submission Guidelines](#)
- [»» Documents for Submission](#)
- [»» Publication Charges](#)
- [»» Excellent Citation Award](#)
- [»» Reviewer Guidelines](#)
- [»» Contents & Papers](#)

[Paper submission](#)

[Mypage](#)

Contents & Papers



Blockchain for Secure Medical Records Storage and Medical Service Framework using SHA 256 – Verifiable Key

Prashant Digambar Hakim, Vinod Moreshwar Vaze



Hybrid Chicken Swarm Optimization (CSO) and Fuzzy Logic (FL) Model for Handling Imbalanced Datasets

Farid Ali Mousa, Ibrahim Eldesouky Fattoh



Timer Based Optimized Clustering for Lifetime Enhancement in WSN

Monika Rajput, Sanjay Kumar Sharma, Pallavi Khatri



Enhancing the Performance of an Intrusion Detection System Using Spider Monkey Optimization in IoT

Ethala Sandhya, Annapurani Kumarappan



Brain Tumor Classification for MR Images using Convolution Neural Network with Global Average Pooling

Madhu Mallikarjuna Nayak, Sumithra Devi Kengeri Anjanappa



ECG Signal Classification with Hybrid Features using Bayesian Optimized K-Nearest Neighbors Classifier

Halemirle Appaji Deepak, Thippeswamy Vijayakumar



Business Process Models Complexity Growth Analysis based on Scheduling Generated by Timetabling of Courses

Muhammad Ainul Yaqin, Riyanarto Sarno, Siti Rochimah



Osteoporosis Detection in Lumbar Spine L1-L4 based on Trabecular Bone Texture Features

Kavita Avinash Patil, K. V. Mahendra Prashanth, A Ramalingaiah



Inflation Rate Forecasting using Extreme Learning Machine and Improved Particle Swarm Optimization

Wayan Firdaus Mahmudy, Adyan Nur Alfiyatin, Candra Fajri Ananda, Agus Wahyu Widodo



Enhanced Teacher Learning Based Optimization on Organic Rankine Cycle in Shell and Tube Heat Exchanger

Tallapureddy Subba Reddy, Thimmasandra Venkataswamy Sreerama Reddy, Erappa Raji Babu, Hosur Nanji Reddy Reddappa



Ant Colony Optimization Based Modified AODV for Secure Routing in Mobile Ad Hoc Networks

Mallikariuna Anantaour. Venkanaoouda



Design of Optimal Backstepping Control for a Wind Power Plant System Using the Adaptive Weighted Particle Swarm Optimization

Elmostafa Chetouani, Youssef Errami. Abdellatif

**Guided Filtering Based Efficient Digital Differentiator Design for Electrocardiogram Signal Processing**

Divya Jain, Sanjaeev Narayan Sharma, Alok Jain

**Development of Low Profile M-Shaped Monopole Antenna for Sub 6 GHz Bluetooth, LTE, ISM, Wi-Fi and WLAN Applications**

Madhavi Devi Lanka, Subbarao Chalasani

**Aerial Image Enhancement based on YCbCr Color Space**

Hana H. Kareem, Rana T. Saihood

**Performance Comparison of Grid Search and Random Search Methods for Hyperparameter Tuning in Extreme Gradient Boosting Algorithm to Predict Chronic Kidney Failure**

Dimas Aryo Anggoro, Salsa Sasmita Mukti

**Modularized Filter-Wrapper Feature Selection Scheme for Finding Optimal Image Moments in Maps of Radio Galaxies**

Seyed Alireza Bashiri Mosavi, Mohsen Javaherian, Mohammad Sadeghi, Halime Miraghaei

**Glaucoma Detection using Bi-Dimensional Empirical Mode Decomposition from Retinal Fundus Images**

Pooja Manghnani, Asmita Moghe

**Leveraging Lexicon-Based and Sentiment Analysis Techniques for Online Reputation Generation**

Achraf Boumhidi, El Habib Nfaoui

**Handwritten Character Recognition Using Unsupervised Feature Selection and Multi Support Vector Machine Classifier**

Asha Kathigi, Krishnappa Honnamachanahalli Kariputtaiiah

**Image Edge Detection Based on Swarm Intelligence**

Shahbaa I. Khaleel

**Robust MIMO-STBC Decoding Technique Using Kurtosis Based Water Cycle Algorithm**

Zahraa A. Ghazi, Kasim K. Abdalla

**A Novel Adaptive Channel Allocation Scheme for Multi-Cell Massive MIMO Systems**

Sandeep Dhanraj Bawage, Manjula Shivkumar

**Hand Gesture Recognition using Auto Encoder with Bi-direction Long Short Term Memory**

Md Shoaibuddin Madni, C. Vijaya

**Compact Dual-Polarized Eight-Element Antenna with High Isolation for 5 G Mobile Terminal Applications**

Qasim Hadi Kareem, Malik Jasim Farhan

**Residual Fully Convolutional Network for Mandibular Canal Segmentation**

Yolla Faradhilla, Agus Zainal Arifin, Nanik Suciati, Eha Renwi Astuti, Rarasmaya Indraswari, Monica Widiarsi

**Airborne Computer System Based Collision-Free Flight Path Finding Strategy Design for Drone Model**

Khulood Eskander Dagher, Mohammed Najm Abdullah

**Transient Operation of a Four-Leg Inverter in Rooftop Solar Connected to a Grid Using Optimized Constructive Neural Network**

Dedy Kurnia Setiawan, Mochamad Ashari, Heri Suryoatmojo

**Feature Representation Using Multi-scale Block Adaptive Local Ternary Pattern for Face Recognition**

Syavira Tiara Zulkarnain, Nanik Suciati

**A GOA Based Secure Routing Algorithm for Improving Packet Delivery and Energy Efficiency in Wireless Sensor Networks**

Gouramma Halidoddi, Rubini Pandu

**Performance Analysis for Hybrid Massive MIMO FSO/RF Links Based on Efficient Channel Codes**

Tabarek A. Abdulabbas, Lwaa Faisal Abdulameer

**Multi Distance and Angle Models of the Gray Level Co-occurrence Matrix (GLCM) to Extract the Acute Lymphoblastic Leukemia (ALL) Images**

Arif Muntasa, Muhammad Yusuf



Prioritization of Wind Energy Data with Analytical Hierarchy Process (AHP)
Sakon Klongboonjit, Tossapol Kiatcharoenpol



Gradient-Based Compact Binary Coding for Facial Expression Recognition
A. Vijaya Lakshmi, P. Mohanaiah



Design, Development and Analysis of Variable Bandwidth Filter Bank for Enhancing the Performance of Hearing Aid System
Ujjwala S. Rawandale, Mahesh T Kolte



Fuzzy Logic and Modified Butterfly Optimization with Efficient Fault Detection and Recovery Mechanisms for Secured Fault-Tolerant Routing in Wireless Sensor Networks
Hasib Daowd Esmail Al-ariki, Mohammed Hamdi



Dynamic Wireless Power Transfer with a Resonant Frequency for Light Duty Electric Vehicle
Pharida Jeebkum, Phumin Kirawanich, Chaiyut Sumpavakul



ANC System Modeling and Simulations in a Wide-Area Virtual Environment Using FDTD Approach with Perfectly Matched Layer Absorbing Boundaries
Chadaporn Sookpuwong, Chow Chompoo-inwai



Enhanced Ant Colony Optimization for Routing in WSNs An Energy Aware Approach
Yasameen Sajid Razooqi, Muntasir Al-Asfoor



A Hybrid Linear-Quadratic Estimation (LQE) Technique for Channel Estimation in MIMO-OFDM System
Chetana Reddy, Virendra Shete



A Parallel Permutation Flow-Shop Scheduling Model by Using a Two-Step Evolutionary Algorithm to Minimize Intermediate Storage with Tolerable Maximum Completion Time
Purba Daru Kusuma, Abduh Sayid Albana



Parking Lots Detection in Static Image Using Support Vector Machine Based on Genetic Algorithm
Yuslena Sari, Hargokendar Suhud, Andreyan Rizky Baskara, Ricardus Anggi Pramunendar, Iphan F. Radam



Early Detection of Diabetic Retinopathy Using K-means Clustering Algorithm and Ensemble Classification Approach
Nandeeswar Sampigehalli Basavaraju, Shanmugarathinam Ganesarathinam



A Hybrid Optimization Algorithm and Shamir Secret Sharing Based Secure Data Transmission for IoT based WSN
Shilpa VenkataRao, Vidya Ananth



Low Area FPGA Implementation of SP-box PRESENT Cryptography with MS-CLCG Key Generation
Srikanth Parikibandla, Sreenivas Alluri



Image Watermarking Based on Chaos Encryption with Hybrid Mapping and Grey Wolf Optimizer
Sharon Rose Victor Juvvanapudi, Pullakura Rajesh Kumar, Konala Veera Venkata, Satyanarayana Reddy



Application of Meta-Heuristic Algorithm for Finding the Best Solution for the Optimal Power Flow Problem
Thanh Long Duong, Ngoc Anh Nguyen, Thuan Thanh Nguyen



Adaptive Grey Wolf Optimization Algorithm with Neighborhood Search Operations: An Application for Traveling Salesman Problem
Ayad Mohammed Jabbar, Ku Ruhana Ku-Mahamud



Empirical Analysis of Software Effort Preprocessing Techniques Based on Machine Learning
Robert Marco, Sakinah Sharifah Syed Ahmad, Sabrina Ahmad



A Fuzzy Rough Model Using Genetic Algorithm for Accuracy Enhancement
Mohamed S.S. Basyoni, Hesham A. Hefny



Modification of RR DBA for Performance Improvement of C-RAN on NG-PON2
Dwiki Kurnia, Istikmal, Ida Wahidah



Hyperchaos Synchronization Using T-S Fuzzy Model Based Synergetic Control Theory
Khalissa Behih, Salah Eddine Saadi, Ziyad Bouchama



Security and Energy Aware Adaptive Routing



Multi-Beam Coordinated Vehicle Routing



Security and Energy Aware Adaptive Routing using Cost Centric Cuckoo Search Algorithm

Sowmyashree Malligehalli Shivakumaraswamy,
Chikkanayakanahalli sadashivaiah Mala



Multi-Depot Capacitated Vehicle Routing Problem by Using Stable Marriage and K-Means Clustering to Minimize Number of Unserved Customers and Total Travel Distance

Purba Daru Kusuma, Meta Kallista



Modified Flower Pollination Algorithm for Disease Identification in Swine

Yulianto Triwahyuadi Polly, Sri Hartati, Suprpto,
Bambang Sumiarto



Uncertain Multi Level Four Dimensional Multi Item Fractional Transportation Problem

A. N. Revathi, S. Mohanaselvi



MDPFP-FCNN: Multidomain Protein Function Prediction Using Fuzzy Convolutional Neural Network

Raghad M. Eid, Eman k. Elsayed, Fatma T. Ghanam



Elite Firefly and Long Short Term Memory Based Model for Texture Classification

Naga Siva Jyothi Kompalli, Dasika Sree Rama
Chandra Murthy



The Chaotic Social Group Optimization for the Economic Dispatch Problem

Dinu Calin Secui, Gabriel Bendea, Monica Liana
Secui, Cristina Hora, Codruta Bendea



Reversible Watermarking Using Hyperchaotic System for Secure Image Transmission

Veena Seenappa, Narayanappa Chikkajala
Krishnappa, Pradeep Kumar Mallesh

google search

Search WWW Search Inass

[inass] Comment: "Yuslena Sari" External Inbox x

INASS wordpress@inass.org www.531b.sakura.ne.jp
to me

Mon, Aug 16, 2021, 4:35 PM

English Indonesian Translate message

Turn off for: English

New comment on your post "Yuslena Sari"
Author: INASS (IP address: 150.43.212.59, dhcp212-59.elec.fit.ac.jp)
Email: ijies@inass.org
URL:
Comment:
Dear author(s),

Congratulations!
The 1st review for your paper was accepted.
However, we are sorry to inform you that your paper cannot be recommended for publication in IJIES, in its current form.
Please revise your paper according to the attached reviewers' comments.

Please note that if your paper is still not satisfactorily revised or cannot be returned to us within TWO months from the date of this letter, your paper will not be recommended to the journal above.

Thanks for your understanding and cooperation.

Kind Regards,
IJIES Editors.

_____Review result: <http://inass.org/wp-content/uploads/2021/08/20210248.docx>-20210248

You can see all comments on this post here:
<https://inass.org/treatise/yuslena-sari/#comments>

Permalink: <https://inass.org/treatise/yuslena-sari/#comment-201>

Reply

Forward



Intelligent Networks and Systems Society

Acceptance Letter

International Journal of Intelligent Engineering and Systems (IJIES)

September 13, 2021

Dear Yuslena Sari,

Manuscript Title: **Parking Lots Detection in Static Image using Support Vector Machine based on Genetic Algorithm**

Author(s): Yuslena **Sari**, Hargokendar **Suhud**, Andreyan Rizky **Baskara**,
Ricardus Anggi **Pramunendar**, Iphan F. **Radam**

Thank you for submitting your paper to the International Journal of Intelligent Engineering and Systems (IJIES). Based on double blind review process, we are pleased to inform you that our Review Committee has accepted your paper.

The paper will be included in the IJIES, which will be published with ISSN (ISSN: 2185-3118) in online on the website (<http://www.inass.org/publications.html>). We are looking forward to your further contribution to our journal.

Kind regards

Prof. Dr. Kei EGUCHI
Editor-in-Chief, International Journal of Intelligent Engineering and Systems

Department of Information Electronics
Fukuoka Institute of Technology

E-mail: ijies@inass.org



Parking Lots Detection in Static Image Using Support Vector Machine Based on Genetic Algorithm

Yuslena Sari^{1*} Hargokendar Suhud² Andreyan Rizky Baskara¹
 Ricardus Anggi Pramunendar³ Iphan F. Radam¹

¹Universitas Lambung Mangkurat, Banjarmasin 70123, Indonesia

²STIKES Karya Husada, Semarang, Indonesia

³Universitas Dian Nuswantoro, Semarang, Indonesia

* Corresponding author's Email: yuzlena@ulm.ac.id

Abstract: The increasing ownership of four-wheeled vehicles creates a new problem: difficulty finding available parking spaces in significant places. Issues citizens often experience these in the city centre who use their cars for transportation. This causes the detection of parking lots to attract the attention of researchers. Unfortunately, this system fails when the vehicle occupies more than one place or when the parking lot has a different parking space. In this study, an automation method is proposed that utilises a combination of gray level co-occurrence matrix (GLCM) and support vector machine (SVM) methods with genetic algorithm (GA) optimisation techniques or called SVMGA. The results showed that the SVMGA could provide an accuracy performance of 96.99% for training data and 94.36% for test data. The results of this study are expected to help the queue of people to find a parking space and reduce the density of lines in the parking lot.

Keywords: Parking detection, Gray level co-occurrence matrix, Support vector machine, Genetic algorithm.

1. Introduction

With the increasing number of cars or, more precisely, drivers looking for parking spaces in shopping centre parking areas, fast and accurate information regarding empty parking spaces are increasingly needed. Competition between drivers in finding a parking space is inevitable. The time wasted looking for an open parking space in the parking area can trigger the driver's stress level to increase and increase the workload experienced by the driver. Drivers need fast and accurate information in finding an empty parking space in the parking area, so it does not waste driver's time and maintaining the level of competition between drivers in finding a parking space. Therefore the driver's stress level is not increased.

Current technological developments can provide solutions to these problems. One of them is digital image processing, known as image processing. Digital imaging techniques can give the driver the

information needed to find an empty parking space in the parking area quickly and accurately without being constrained by conditions (dark) or weather (rain).

In previous studies [1–10], some research about parking lot detection, there was no mention of the influence of weather or conditions when taking digital images in such conditions as night or rain. In a way, this certainly affects digital images captured as data. In addition, the results of previous studies showed that the accuracy value was not optimal and can still be increased by observing the influence of the surrounding conditions or the weather.

Some researchers using support vector machines (SVM) to classify and detect empty parking lots [2, 5, 7, 8, 10]. From the observations that have been made, it is known that many parameters determine the SVM method to get the best accuracy performance. Therefore, the best parameter value search method is proposed to get the best accuracy performance. The best parameter values can achieve using a genetic algorithm (GA). GA is suitable for solving complex

problems using several genetic operations such as operator crossover and operator mutation. GA can help SVM get better parameter values, including penalty factors, kernel base radial function optimisation, and other parameters [11]. However, to obtain the characteristics of each land before SVM-based classification, generally, these methods utilise features based on colour histograms [8], areas and edges [10]. Because these features have weaknesses, especially when the land position undergoes translation or rotation, this study proposes an SVM classification method using GA based on gray level co-occurrence matrix (GLCM) features.

The contribution of this study was validated by comparing the generated model of empty parking lot detection using computer vision on public datasets such as the CNR parking dataset to (1) show the effect of different weather on detection performance, (2) analyse the performance of detection using a proposed GA to choose the parameter on SVM method, and (3) determine the model with the best performance result. The content is organised as follows. In section 2, related research on this research is highlighted. section 3 presents the proposed method, and section 4 discusses the result obtained from this research and explains the evaluation conducted on the model. Finally, the conclusion is presented in Section 5.

2. Related research

Researchers have conducted many studies on empty parking lot detection to estimate whether four-wheeled vehicles or cars can occupy the parking space. Various methods are proposed in various research, from existing methods to those that offer new methods [1–10]. Dong [1] proposed a ranking algorithm to find parking efficiently. The algorithm is based on comprehensive public information from location prices, total space, and others. Nakazato and Namerikawa [9] proposed an intelligent system optimally allocating parking spaces using a matching base. Chen [3] proposed using the Dijkstra method to optimise the Floyd and ant colony algorithms. However, this study [3] did not show the results of the proposed method.

True [8] proposes a support vector machine (SVM) method based on the radial basis function (RBF) kernel to detect empty parking, and the results show an accuracy performance of 91 % with data that is influenced by morning and night. Wu [5] proposed the SVM based RBF and the Markov random field (MRF) methods to detect vacant parking lots. The results of the accuracy performance of the proposal show an accuracy of 93.52 %. Liu [7] proposed SVM

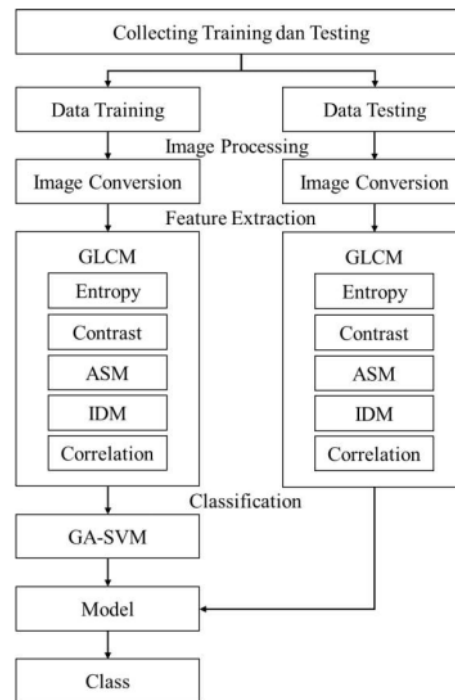


Figure. 1 Proposed method

and MRF methods similar to Wu [5]. Kabak and Turgut [10] proposed the SVM method with a linear kernel to detect empty parking from satellite images. The training results show that the performance is 94.29 %, and the testing results are 93.18 %. De Almeida [2] proposed an SVM classification method with texture-based feature extraction methods, and the training results reach a 99 % accuracy rate, and testing results reach an 89 % accuracy level. These results are obtained when applied to a data set with an illumination variance related to sunny, cloudy, and rainy days.

From these several studies, not many use datasets affected by sunny, cloudy, and rainy days. Only De Almeida [2] proposed using data affected by these environmental conditions. While the suggestions they gave still provide shortcomings in terms of parameter determination as in the SVM method, so the approach we chose was to offer the proper parameter determination by utilising GA.

3. Proposed method

This section shows the steps that the researcher took in this research. In the research method proposed by the researcher, the first step is to collect data. Then from the data, the conversion of RGB image data is converted into a grayscale image. Feature extraction

using gray level co-occurrence matrix (GLCM) is performed to obtain features in the form of the angular second moment (ASM), contrast, different inverse moment (IDM), entropy, and correlation [12]. GLCM feature is classified using the support vector machine (SVM) method. The Genetic Algorithm (GA) technique is used to find the best performance from the accuracy generated by the classification method. The best classification results produce a model, which is called SVMGA modelling. After the SVMGA modelling is obtained, the SVMGA model is tested, and the classification results are validated.

3.1 Data collection

The data used in this study is a public dataset obtained from Almeida [2]. The main problem involving the classification of parking spaces is the lack of consistent and reliable datasets. In the latest version of this dataset, images of parking spaces are taken from different parking lots with varying weather conditions, namely sunny, cloudy and rainy conditions. One of the advantages of using that dataset is that each parking space image of the parking area has been manually checked and segmented based on the situation (empty or occupied) and the weather conditions observed during image acquisition (sunny, cloudy, or rainy). An example of an image in the dataset is shown in Fig. 2.

The data provides in the form of images of parking lots in open spaces. About 10 % of the original data set will be used in this study, around 326 images consisting of 3 (three) available parking lots with sunny, cloudy, and rainy weather conditions with jpg extension. Each open parking lot image is segmented into as many as 224 parking space segments. Then it will convert the segmented image from RGB to a grayscale image. Total 326 images were divided into three weather conditions, with 101 images of sunny conditions, 110 cloudy conditions, and 115 rain conditions (Table 1). Then, it was separated into 2 with a ratio of 70 % for training data and 30 % for testing data randomly. In advance, the



Figure. 2 Image before segmentation

Table 1. Dataset description

No	Specification	Description
1.	Image Extension	.jpg
2.	Amount	326 parking space images
3.	Condition	sunny, cloudy, and raining
4.	Time	06.00 – 18.30 local time



Figure. 2 Parking area raw image



Figure. 3 Segmented empty and filled parking space




Figure. 4 Grayscale image for filled parking space




Figure. 5 Grayscale image for empty parking space

data should be pre-processed using segmentation and feature extraction techniques.

3.2 Segmentation

An XML file is included in the downloaded dataset for the segmentation process in the application to be run. This research is doing the

segmentation process using the XM file that has been provided from the website. An example of segmentation using the attached XML file for a filled and empty parking lot is shown in Fig. 3 and Fig. 4.

3.3 Gray level co-occurrence matrix feature

Feature extraction uses grayscale images from RGB images, as shown in Fig. 5 and Fig. 6. The grayscale image is extracted using gray level co-occurrence matrix (GLCM) to obtain features such as the value of energy (ene), entropy (ent), contrast (con), homogeneity (hom), and correlation (cor). Each GLCM feature will be calculated based on angles of 0° , 45° , 90° , and 135° with a distance pixel of 1. The angle is used to get the GLCM value, and feature calculations on each segmented parking lot are carried out. To extract the GLCM features in the filled parking slots according to Eq. (1) based on the GLCM formula.

$$GLCM_{\vec{r}}(i, j) = (x_1, y_1), (x_2, y_2) \in (N_x, N_y) \times (N_x, N_y)$$

$$f(x_1, y_1) = j^{\vec{r}} = (x_2 - x_1, y_2 - y_1) \quad (1)$$

Table 2. Matrix of GLCM element

Value	Index (i, j)	Amount	Total Element
1	(41,49),(43,59),(44,43),..... ,(255,247)	980	980
2	(58,63),(66,58),(67,70),..... ,(255,254)	111	222
3	(166,166),(207,214),(210,211),..... ,(255,251)	34	102
4	(207,207),(210,212),(211,211),..... ,(252,253)	15	60
5	(211,210),(211,212),(215,214),..... ,(252,252)	7	35
6	(212,213),(214,213),(214,215),..... ,(255,253)	6	36
7	(219,218)	1	7
8	(212,212),(213,214),(217,217),..... ,(254,255)	5	40
9	(218,217),(253,253)	2	18
10	(210,210),(254,254)	2	20
11	(213,213)	1	11
13	(219,219)	1	13
14	(217,218)	1	14
15	(218,219)	1	15
17	(255,255)	1	17
Total Element			1590

The first calculation determines the x and y values, where x is for width and y is for height. The sample image size that will be calculated has a width of 32 and a height of 55. The image matrix shows that the highest value of the matrix elements is 255, so the GLCM matrix to be formed is 255×255 , and the GLCM matrix is calculated based on Eq. (2) until Eq. (6) [12], respectively. The total element of matrix GLCM can be seen in Table 2. After getting the feature value, normalisation is done by looking at the value of the GLCM features. The distribution of distance or weight between the five features is very far—normalisation changes the GLCM feature values to a value between 0 and 1.

$$ene = \sum_{k=0}^{G-1} \sum_{l=0}^{G-1} \{P(k, l)\}^2 \quad (2)$$

$$ent = -\sum_{k=0}^{G-1} \sum_{l=0}^{G-1} P(k, l) \times \text{Log}(P(k, l)) \quad (3)$$

$$con = \sum_{n=0}^{G-1} n^2 \{ \sum_{k=0}^n \sum_{l=0}^n P(k, l) \} \{ n = |k - l| \} \quad (4)$$

$$hom = \sum_{k=0}^{G-1} \sum_{l=0}^{G-1} \frac{1}{1+(k-l)^2} P(k, l) \quad (5)$$

$$cor = \frac{\sum_{k=0}^{G-1} \sum_{l=0}^{G-1} (k,l) (P(k,l) - \mu_k' \mu_l')}{\sigma_k' \sigma_l'} \quad (6)$$

The correlation is obtained using Eq. (7).

$$P_x(k) = \sum_{l=0}^{G-1} P(k, l)$$

$$P_y(l) = \sum_{k=0}^{G-1} P(k, l)$$

$$\mu_k' = \sum_{k=0}^{G-1} \sum_{l=0}^{G-1} k \times P(k, l)$$

$$\mu_l' = \sum_{k=0}^{G-1} \sum_{l=0}^{G-1} l \times P(k, l)$$

$$\sigma_k' = \sum_{k=0}^{G-1} \sum_{l=0}^{G-1} P(k, l) (k - \mu_k')^2$$

$$\sigma_l' = \sum_{k=0}^{G-1} \sum_{l=0}^{G-1} P(k, l) (l - \mu_l')^2 \quad (7)$$

3.4 Support vector machine

Support vector machine (SVM) is a learning system that uses a hypothetical rating in linear functions in a high-dimensional feature space trained with a learning algorithm based on optimisation theory by implementing a learning bias derived from statistical theory [13]. SVM classification attempts to find the best hyperplane that functions as a separator of two data classes in the input space. It can find the best hyperplane between the two classes by measuring the hyperplane margin and finding the maximum point. Margin is the distance between the hyperplane and the closest data from each category, while the data were closest to the hyperplane or support vector.

Non-linear SVM maps the training sample from the input space to the higher-dimensional feature space via the mapping function ϕ in the kernel

function [14]. SVM finds the optimal separating hyperplane with a maximum margin by solving the optimisation problem, which is done by finding the saddle point of the Lagrange function. To find the optimal hyperplane, a dual Lagrangian $L_D(\alpha)$ must be maximised against non-negative (α) . The equation of dual Lagrangian can be seen in Eq. (8). The inner product can be replaced with the kernel function in Eq. (9). Non-linear SVM dual Lagrangian in Eq. (8) is similar to linear generalised.

$$(\Phi(x_i) \cdot \Phi(x_j)) := k(x_i, x_j) \quad (8)$$

$$L_D(\alpha) = \sum_{i=1}^m \alpha_i - \frac{1}{2} \sum_{i,j=1}^m \alpha_i \alpha_j y_i y_j (x_i \cdot x_j) \quad (9)$$

Where $\alpha_i \geq 0$ and $i = 1, 2, \dots, m$, also the $\sum_{i=1}^m \alpha_i y_i = 0$.

The optimisation model is solved using the optimisation method inseparable cases. The hyperplane has the form Eq. (9) and depends on the kernel, and the b bias can be implicitly part of the kernel function. The bias is accommodated in the kernel function. The non-linear support vector classifier can be shown as Eq. (10).

$$f(x, a', b') = \sum_{i=1}^m y_i \alpha'_i (\Phi(x_i) \cdot \Phi(x_i)) + b' \quad (10)$$

become

$$f(x, a', b') = \sum_{i=1}^m y_i \alpha'_i k(x_i, x) + b'$$

$$f(x, a', b') = \sum_{i \in SV} y_i \alpha'_i (\Phi(x_i) \cdot \Phi(x_i)) \quad (11)$$

become

$$f(x, a', b') = \sum_{i \in SV} y_i \alpha'_i k(x_i, x)$$

Kernel functions can be used as polynomial based on Eq. (12), radial basis function (RBF) based on Eq. (13), and sigmoid kernel based on Eq. (14). Kernel parameters in the kernel functions should be set appropriately in order to improve classification accuracy.

$$k(x_i, x_j) = (1 + x_i \cdot x_j)^d \quad (12)$$

$$k(x_i, x_j) = \exp(-\gamma \|x_i - x_j\|^2) \quad (13)$$

$$k(x_i, x_j) = \tanh(kx_i \cdot x_j - \delta) \quad (14)$$

3.5 Optimization using genetic algorithm

A genetic algorithm (GA) is an adaptive optimisation search method based on genetics in biological systems. GA works with a set of candidate solutions called a population. GA obtains the optimal solution after a series of iterative calculations. GA

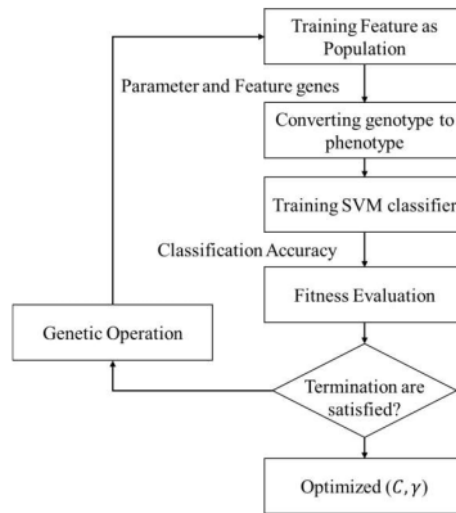


Figure. 6 Architecture for SVMGA

generates successive populations of solutions represented by chromosomes. Search characteristics in exploitation and exploration can efficiently handle search space and provide less opportunity to find local optimal solutions [15].

The fitness function evaluates the quality of the solution in the iteration [16]. Crossover and mutation functions randomly affect the fitness value. Chromosomes are selected for reproduction by evaluating their fitness values. The best chromosomes will likely be selected using the roulette wheel or selection method. In this study, GA was used to obtain the best accuracy results from the SVM classification method, with the details shown in Fig. 7.

3.6 Performance evaluation

Evaluation of the performance of this study was carried out by calculating the value of accuracy. This value is the result of the correct classification of all data obtained. Values are obtained using Eq. (15), with t as the correct sample data and n as the total sample data.

$$accuracy = \frac{t}{n} \times 100 \quad (15)$$

4. Research design

This research was conducted using datasets [2], and applied approach using texture-based feature extraction also SVM classification method based [5], [8]. The experiments were conducted to get the best accuracy in detecting empty parking. A comparison is made with previous studies to observe the best

accuracy. The methods are compared by comparing proposals [5], [8] compared to this approach.

The parameters used are based on SVM parameters such as C and γ parameters on RBF. The SVM grid search method is used to find the optimal parameter. In this method, the value range limitation for C values ranges from 2^{-5} to 2^{10} , and γ ranges from 2^{-9} to 2^{15} . The range limitation is carried out due to the consideration of program execution time. The value of the range parameter C is divided into two scales, and the value γ is divided into four scales. C and γ parameters in SVM are performed on to the data based on weather conditions, like sunny, cloudy, and rainy.

This research using a genetic algorithm (GA) to optimise the optimal value for the hyperplane on the SVM parameter. The chromosome values GA using the lower and upper limits from the optimal parameter value range for the SVM parameter. The fitness value is an objective function of the genetic algorithm that determine by accuracy. The GA step, such as initialisation, selection, crossover, mutation, and elitism, are used in the experiment. The parameter GA used crossover probability as 0.4 and mutation probability as 0.1. All experiment in this study is done using MATLAB.

5. Result and discussion

5.1 Classification using SVM

Using 10-fold cross-validation, the accuracy results of these experiments based on the weather are shown in Table 3. The figure shows that C optimal average accuracy lies in the range $2^5 - 2^{10}$ and for γ is in the value range $2^{-3} - 2^3$. The average accuracy obtained using parameter C in the value range of $2^5 - 2^{10}$ and parameter γ in the value range of $2^{-3} - 2^3$ is 92.04 % for sunny weather, 96.83 % for cloudy weather, and rainy weather conditions. 95.31 %. Sunny weather conditions are the minimum parameter that needs to improve the accuracy. The

Table 3. Classification result using grid search

Parameter Range		Average Accuracy (%)		
C	γ	Sunny	Cloudy	Raining
$2^{-5} - 2^0$	$2^{-9} - 2^{-3}$	71,05	72,70	75,17
	$2^{-3} - 2^3$	88,29	92,32	90,63
	$2^3 - 2^9$	88,57	91,79	90,69
	$2^9 - 2^{15}$	66,64	64,49	69,51
$2^0 - 2^5$	$2^{-9} - 2^{-3}$	85,69	88,77	88,53
	$2^{-3} - 2^3$	90,51	95,25	93,72
	$2^3 - 2^9$	92,14	96,69	95,36
	$2^9 - 2^{15}$	79,59	78,79	81,23

Table 4. The experiment of SVM on training data

Experiment no.	Optimised Parameter		Accuracy (%)
	C	γ	
1	2^0	2^{-3}	91,06
2		2^{-1}	92,67
3		2^1	93,50
4		2^3	93,50
5	2^2	2^{-3}	92,04
6		2^{-1}	93,39
7		2^1	93,39
8		2^3	93,50
9	2^4	2^{-3}	92,77
10		2^{-1}	93,50
11		2^1	93,60
12		2^3	93,55

optimal value as a reference in optimising the SVM parameters, 12 experiments were carried out using the range of values obtained.

From the experiments carried out on the training data as shown in Table 4, the optimal value occurs at $C = 2^4$ and $\gamma = 2^1$, which occurs in the 11 th experiment resulting in an accuracy of 93.60 %.

5.2 Parameter optimization using SVMGA

The optimisation is needed to get a more optimal output value in the testing process that will be carried out later. From the model obtained, the prediction becomes more optimal in the test data set. The optimisation is carried out on the SVM parameters, namely C and γ , while the fitness value is obtained from the accuracy value. The optimal hyperplane can determine the fitness value for SVM with the RBF kernel function (based on Eq. (13)). The GA stages consisting of initialisation, selection, crossover, mutation, and elitism are shown as follows.

5.2.1. Initialization step

In this process of initialisation, the random value is generated with a predetermined range of values. The values were $0 \leq \gamma \leq 2.5$ and $8 \leq C \leq 16$, and it was used to limit the value of genes on chromosomes (are as shown in Table 5).

The chromosome bit length is determined then initialises as many as N chromosomes containing the SVM parameter value. The chromosomes formed will undergo all the processes in the genetic algorithm, including selection, crossing over, mutation, and elitism to obtain parameters that will produce optimal accuracy values. Suppose that ten

Table 5. Chromosome initialisation

Chromosomes	C	γ
	22	2

Table 6. Fitness value for each chromosome

Chromosome	Gen		Fitness
	C	γ	
1	11,605	1,232	94,29
2	19,584	1,639	94,55
3	20,139	1,116	94,76
4	5,891	2,285	94,18
Chromosome	Gen		Fitness
	C	γ	
5	27,740	1,196	94,13
6	9,498	1,611	94,08
7	13,557	2,458	94,03
8	25,682	1,779	94,18
9	30,861	2,886	93,82
10	4,567	2,147	93,82
Total fitness			941,84

chromosomes are determined at an early stage, illustrated as shown in Table 6.

5.2.2. Selection step

The roulette wheel selection method is the method chosen in this study to select populations that have been formed at the initialisation stage. The roulette wheel is one of the methods in the selection stage to determine the chromosomes of parents or parents who survive for the next generation. By looking at the fitness value, the chromosomes that are formed will be selected for the next generation. The probability of the I chromosome being selected at the fitness value f_i^n (as shown in Table 7).

The roulette wheel selection method selects the chromosomes with the chance that they are proportional to their cumulative probability value. The cumulative probability value of a chromosome is greater than the chromosome that will be selected to survive (as in Table 8). After that, generate a random number $0 \leq R \leq 1$ as much as the population (as shown in Table 9).

If $R_k < C_k$ then the k chromosome will be selected as a candidate parent with conditions $C_{k-1} < R_k < C_k$. As of the prospective parents with selected chromosomes as Table 10.

5.2.3. Crossover step

In the crossover stage, two-parent chromosomes are carried out to produce offspring or children. Parent chromosomes are randomly selected by determining the crossover probability value. In this study, the crossover probability as big as 0.4, so four chromosomes of the candidate parent are used as the parent. The method of crossing over or Crossover in this study is real numbers using the whole arithmetic crossover calculation by determining α as big as

Table 7. Probability of each chromosome

Chromosome	Gen		Fitness	Probability
	C	γ		
1	11,605	1,232	94,29	0,1001
2	19,584	1,639	94,55	0,1004
3	20,139	1,116	94,76	0,1006
4	5,891	2,285	94,18	0,1000
5	27,740	1,196	94,13	0,0999
6	9,498	1,611	94,08	0,0999
7	13,557	2,458	94,03	0,0998
8	25,682	1,779	94,18	0,1000
9	30,861	2,886	93,82	0,0996
10	4,567	2,147	93,82	0,0996
Total fitness			941,84	

Table 8. Probability cumulative of each chromosome

Chromosome	Fitness	Probability	Probability Cumulative
1	94,29	0,1001	0,1001
2	94,55	0,1004	0,2005
3	94,76	0,1006	0,3011
4	94,18	0,1000	0,4011
5	94,13	0,0999	0,5011
6	94,08	0,0999	0,6009
7	94,03	0,0998	0,7008
8	94,18	0,1000	0,8008
9	93,82	0,0996	0,9004
10	93,82	0,0996	1,0000

Table 9. Generated random value of each chromosome

Chromosome	Fitness	Probability	Probability Cumulative	Random Value
1	94,29	0,1001	0,1001	0,8594
2	94,55	0,1004	0,2005	0,9631
3	94,76	0,1006	0,3011	0,1478
4	94,18	0,1000	0,4011	0,5759
5	94,13	0,0999	0,5011	0,0475
6	94,08	0,0999	0,6009	0,6347
7	94,03	0,0998	0,7008	0,3805
8	94,18	0,1000	0,8008	0,4510
9	93,82	0,0996	0,9004	0,2318
10	93,82	0,0996	1,0000	0,9735

Table 10. Chosen chromosome as parent candidate

Parent	Random Value	Chromosome
1	0,0475	5
2	0,1478	3
3	0,2318	9
4	0,3805	7
5	0,4510	8
6	0,5759	4
7	0,6347	6
8	0,8594	1
9	0,9631	2
10	0,9735	10

0.6176. The chromosomes selected as a parent are chromosomes 5 and 7, 3 and 8 (in Table 11).

Then, the crossover process was carried out using Eq. (15) for Parent a and Eq. (16) for Parent b. The total population has been seen in Table 12.

$$C_1 = \alpha \cdot \bar{x}(1 - \alpha) \cdot \bar{y} \tag{16}$$

$$C_2 = \alpha \cdot \bar{y}(1 - \alpha) \cdot \bar{x} \tag{17}$$

Crossover result on first pair chromosome (5, 7)

C1	$0,6176 \times 27,740 + (1 - 0,6176) \times 13,557 =$ 22,316	$0,6176 \times 1,196 + (1 - 0,6176) \times 2,458 =$ 1,6785
C2	$0,6176 \times 13,557 + (1 - 0,6176) \times 27,740 =$ 24,782	$0,6176 \times 2,458 + (1 - 0,6176) \times 1,196 =$ 1,9754

Crossover result on second pair chromosome from number (3, 8)

C3	$0,6176 \times 20,139 + (1 - 0,6176) \times 25,682 =$ 22,258	$0,6176 \times 1,116 + (1 - 0,6176) \times 1,779 =$ 1,3695
C4	$0,6176 \times 25,682 + (1 - 0,6176) \times 20,139 =$ 23,562	$0,6176 \times 1,779 + (1 - 0,6176) \times 1,116 =$ 1,5254

Table 11. Selected pair of chromosome

Chromosome	C	γ
5	27,740	1,196
7	13,557	2,458
Chromosome	C	γ
3	20,139	1,116
8	25,682	1,779

Table 12. Crossover result on population

Chromosome	Gen		Fitness
	C	γ	
P1	11,605	1,232	94,29
P2	19,584	1,639	94,55
P3	20,139	1,116	94,76
P4	5,891	2,285	94,18
P5	27,740	1,196	94,13
P6	9,498	1,611	94,08
P7	13,557	2,458	94,03
P8	25,682	1,779	94,18
P9	30,861	2,886	93,82
P10	4,567	2,147	93,82
C1	22,316	1,678	94,29
C2	24,782	1,975	94,13
C3	22,258	1,369	94,83
C4	23,562	1,525	94,50

5.2.4. Mutation step

In the mutation process, probability value (P_m) need to determine before generating random numbers with a value between 0 and 1 for each gene on the chromosome. For genes whose random number is below the value of P_m , the gene will be mutated within a predetermined range of values. Suppose that the value of P_m as 0.1 while the range of values is $0 \leq \gamma \leq 2.5$ and $8 \leq C \leq 16$. The picture above shows that gene C in C3 and gene γ in C4 have mutations because the random numbers are smaller than P_m , namely $0.008 < 0.1$ and $0.089 < 0.1$. The value on the gene is replaced by the random number value obtained. The illustration of mutation has been shown in Fig. 8.

5.2.5. Elitism step

Elitism serves to maintain chromosomes which has the highest fitness value derived from the calculation of the parameters. In this study, the parameters are C and γ aims to maintain the optimal

Chromosome	Gen	
	C	γ
Random Value	0,008	0,145
C3	22,258	1,369
Random Value	0,235	0,089
C4	23,562	1,525

C3 and C4 become C3' and C4'

C3'	10,326	1,369
C4'	23,562	1,423

Figure 7. Mutation process

Table 13. Overall population based on fitness

Chromosome	Gen		Fitness
	C	γ	
C3'	10,326	1,369	94,77
P3	20,139	1,116	94,76
P2	19,584	1,639	94,55
C4'	23,562	1,423	94,55
P1	11,605	1,232	94,29
C1	22,316	1,678	94,29
P4	5,891	2,285	94,18
P8	25,682	1,779	94,18
P5	27,74	1,196	94,13
C2	24,782	1,975	94,13
P6	9,498	1,611	94,08

Chromosome	Gen		Fitness
	C	γ	
P7	13,557	2,458	94,03
P9	30,861	2,886	93,82
P10	4,567	2,147	93,82

value in each population formed. In this study, the population maintained was 70 % of the total initial population (14 chromosomes), as shown in Table 13.

The second generation has the following initial population as in Table 14. The process is carried out repeatedly, starting from the selection stage to Elitism until the stopping criteria that have been determined are met.

5.3 Evaluation using SVMGA

Evaluation is done by preparing all datasets that have sunny, cloudy, rainy conditions into one. The best parameter results are used in the test. For each test data, there are 224 segmented parking lot images. An example of an image before classification is shown in Fig. 9 and Fig. 10. Fig. 10 shows that the 224 parking are classified 157 parking spaces can be classified as content, and 67 parking spaces are classified as empty. From the 157 parking lots, 11 parking spaces are misidentified, and out of the 67 parking lots classified as empty, there is no parking that was misidentified, and the accuracy is 94,64%.

Tests are also carried out individually for each condition (are shown in Table 15). The data applied experienced sunny, cloudy, and rainy weather conditions. In the experiment, testing this proposal gave an average performance of 96.99 %, which was an increase of 6.99 % compared to the study of True [8]. Compared with Wu [5], the approach

Table 14. 2nd Generation population

Chromosome	Gen		Fitness
	C	γ	
P ₁	10,326	1,369	94,77
P ₂	20,139	1,116	94,76
P ₃	19,584	1,639	94,55
P ₄	23,562	1,423	94,55
P ₅	11,605	1,232	94,29
P ₆	22,316	1,678	94,29
P ₇	5,891	2,285	94,18
P ₈	25,682	1,779	94,18
P ₉	27,74	1,196	94,13
P ₁₀	24,782	1,975	94,13



Figure. 8 Image example before classification

Table 15. Average classification accuracy based on weather condition

Weather	Number of Data	Accuracy
Sunny	25	96,78%
Cloudy	25	98,03%
Rainy	15	96,16%
Test Data Total	65	
Mean Accuracy		96,99%

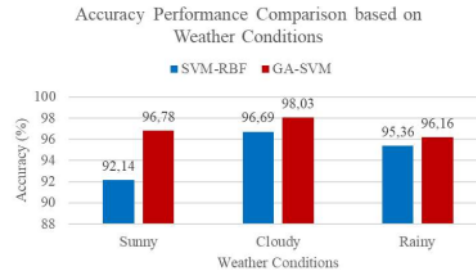


Figure. 9 Result comparison between SVM-RBF [5], [8] and SVMGA (proposed method)



Figure. 10 Misclassification example on sunny weather condition

performance gives an increase of 3.47 %. Meanwhile, when compared with the approach of Kabab [10], this study provides an increase of 6.81 %. According to the dataset, the previous research was applied based on the weather conditions (Fig. 11). The highest accuracy occurred when applied to cloudy weather conditions. The accuracy reached 98.03 % is higher 1.34 % than previous methods. In sunny weather, the accuracy is 96.78 % is higher at 4.64 % than previous methods. Meanwhile, in rainy weather conditions, 96.16 % is higher than 0.80 % than the previous method.

The highest average given in this study is in cloudy weather conditions (Fig. 11), which is 98.03 % and still misclassified. Misclassification is due to the object or position of the parking vehicle crossing the parking area dividing line. In sunny weather conditions, the light intensity is too high and affecting the classification results. In contrast, rainy weather occurs when the parking slot is submerged.

The approach algorithm sometimes cannot correctly distinguish whether the vehicle is parked or the parking area is wide where the lane position exists in the middle of the parking lot. It is different when the weather is cloudy with average light intensity, so during the classification process, it can run optimally. Misclassification occurs in the blue box, as shown in Fig. 12.

That figure shows that the classification error is due to the difference in light intensity, which light detected in part of the parking area. It looks like there is an intersection in the image. In Fig. 13, an object looks like a human in the parking area, and the algorithm detects it as a vehicle parked in the parking area in cloudy weather. In Fig. 14, the classification error is caused by a pool of water that looks like an object in the parking lot for rainy weather.

5.4 Evaluate with another dataset

The reliability of the SVMGA algorithm model



Figure. 11 Misclassification example on cloudy weather condition



Figure. 12 Misclassification example on rainy weather condition

Table 16. Test result on CNR dataset

Weather	Sunny	Overcast	Total Data	Mean Accuracy
Number of Data	19	19	38	
Accuracy	94,84%	93,88%		94,36%



Figure. 13 Misclassification on CNR dataset (sunny)



Figure. 14 Misclassification on CNR dataset (overcast)

that has been formed is tested on other parking lots. The public dataset comes from the CNR parking dataset, can be downloaded from the CNR webpage <http://www.cnrpark.it/>. The data contains 38 images divided into two weather categories, sunny and overcast, with 19 images respectively.

Table 16 shows the results of the average classification test using the SVMGA model on the CNR parking lot test data for sunny and overcast weather conditions. The SVMGA algorithm works very well on the CNR parking lots dataset. The optimal accuracy value occurs in sunny weather with an average accuracy of 94.84 % and overcast weather with an average accuracy value of 93.88 %. In general, misclassification is caused by objects and puddles in the parking lot, as shown in Fig. 15 and Fig. 16.

6. Conclusion

In this study, the detection of empty parking lots by previous researchers gave a varied performance. The SVMGA approach provides an accuracy

performance of 96.99 %, which is 2.65 % better than previous studies. The experimental results also show that this proposed method is successful when applied to other public datasets with an accuracy performance amount of 94.36 %. It is hoped that this research can be tested further and applied directly to benefit many people in the future.

Conflicts of interest

Following the International Journal of Intelligent Engineering and Systems, policy, and my ethical obligation as a researcher, I am reporting that this paper has not been published previously, has not been copyrighted, has not been submitted elsewhere. I have disclosed those entirely to the International Journal of Intelligent Engineering and Systems and get approval from all authors to manage any potential conflicts from that research.

Author Contributions

Conceptualisation, Yuslena Sari and Hargokendar Suhud; methodology, Yuslena Sari and Hargokendar Suhud; software, Hargokendar Suhud; validation, Andreyan Rizky Baskara, Ricardus Anggi Pramunendar, and Iphan F. Radam; formal analysis, Yuslena Sari, Hargokendar Suhud and Ricardus Anggi Pramunendar; investigation, Yuslena Sari and Hargokendar Suhud; resources, Yuslena Sari and Hargokendar Suhud; data curation, Hargokendar Suhud; writing—original draft preparation, Yuslena Sari; writing—review and editing, Andreyan Rizky Baskara, Ricardus Anggi Pramunendar, and Iphan F. Radam; visualisation, Hargokendar Suhud; supervision, Andreyan Rizky Baskara, Ricardus Anggi Pramunendar, and Iphan F. Radam; project administration, Yuslena Sari; funding acquisition, Yuslena Sari.

Acknowledgements

The authors would like to thank the Universitas Lambung Mangkurat, STIKES Karya Husada, and Universitas Dian Nuswantoro for logistical and financial support.

References

- [1] S. Dong, M. Chen, L. Peng, and H. Li, "Parking rank: A novel method of parking lots sorting and recommendation based on public information", In: *Proc. of 2018 IEEE International Conference on Industrial Technology*, pp. 1381–1386, 2018.
- [2] P. R. L. D. Almeida, L. S. Oliveira, A. S. Britto, E. J. Silva, and A. L. Koerich, "PKLot – A

robust dataset for parking lot classification", *Expert Systems with Applications*, Vol. 42, No. 11, pp. 4937–4949, 2015.

- [3] R. Chen, X. Hu, and W. Mu, "Research on parking lot management system based on parking space navigation technology", In: *Proc. of 2020 IEEE International Conference on Power, Intelligent Computing and Systems*, pp. 773–777, 2020.
- [4] Y. C. Yeh and M. S. Tsai, "Impact simulation of PEV parking lots to power distribution systems", In: *Proc. of IEEE International Symposium on Industrial Electronics*, pp. 117–122, 2017.
- [5] Q. Wu, C. Huang, S. Wang, W. Chiu, and T. Chen, "Robust Parking Space Detection Considering Inter-Space Correlation", In: *Proc. of 2007 IEEE International Conference on Multimedia and Expo*, pp. 659–662, 2007.
- [6] O. T. T. Kim, N. H. Tran, C. Pham, T. Leanh, M. T. Thai, and C. S. Hong, "Parking Assignment: Minimizing Parking Expenses and Balancing Parking Demand among Multiple Parking Lots", *IEEE Transactions on Automation Science and Engineering*, Vol. 17, No. 3, pp. 1320–1331, 2020.
- [7] Y. H. Liu, K. L. Ong, V. C. S. Lee, and Y. P. P. Chen, "Processing multiple image streams for real-time monitoring of parking lots", *International Journal on Computer, Consumer and Control*, Vol. 1, No. 1, pp. 23–32, 2011.
- [8] N. True, "Vacant parking space detection in static images", *University of California, San Diego*, 2007, [Online]. Available: <http://cseweb.ucsd.edu/classes/wi07/cse190-a/reports/ntrue.pdf>.
- [9] T. Nakazato and T. Namerikawa, "Parking Lot Allocation Based on Matching Theory using Prediction-based Optimal Vehicle Routing", In: *Proc. of 19th International Conference on Control, Automation and Systems*, pp. 1004–1009, 2019.
- [10] M. O. Kabak and O. Turgut, "Parking Spot Detection from Aerial Images", *Seven*, No. 5229284, pp. 1–3, 2010.
- [11] C. Wei and H. M. Yuan, "An improved GA-SVM algorithm", In: *Proc. of the 2014 9th IEEE Conference on Industrial Electronics and Applications*, pp. 2137–2141, 2014.
- [12] R. A. Pramunendar, D. P. Prabowo, D. Pergiawati, Y. Sari, P. N. Andono, and M. A. Soeleman, "New Workflow for Marine Fish Classification Based on Combination Features and CLAHE Enhancement Technique", *International Journal of Intelligent Engineering and Systems*, Vol. 13, No. 4, pp. 293–304, 2020.

- [13] D. A. Gustian, N. L. Rohmah, G. F. Shidik, A. Z. Fanani, R. A. Pramunendar, and Pujiono, "Classification of Troso Fabric Using SVM-RBF Multi-class Method with GLCM and PCA Feature Extraction", In: *Proc. 2019 International Seminar on Application for Technology of Information and Communication: Industry 4.0: Retrospect, Prospect, and Challenges, iSemantic 2019*, pp. 7–11, 2019.
- [14] C. L. Huang and C. J. Wang, "A GA-based feature selection and parameters optimization for support vector machines", *Expert Systems with Applications*, Vol. 31, No. 2, pp. 231–240, 2006.
- [15] M. S. Gibbs, H. R. Maier, G. C. Dandy, and J. B. Nixon, "Minimum number of generations required for convergence of genetic algorithms", In: *Proc. of 2006 IEEE Congress on Evolutionary Computation, CEC 2006*, pp. 565–572, 2006.
- [16] E. Noersasongko, F. T. Julfia, A. Syukur, P. R. A. Pramunendar, and C. Supriyanto, "A Tourism Arrival Forecasting using Genetic Algorithm based Neural Network", *Indian Journal of Science and Technology*, Vol. 9, No. 4, pp. 3–7, 2016.



International Journal of Science and Research (IJSR)

Fully Refereed - Peer Reviewed Low Cost International Journal

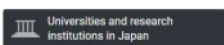
ijsr.net

OPEN

International Journal of Intelligent Engineering and Systems

COUNTRY

Japan



SUBJECT AREA AND CATEGORY

- Computer Science
 - Computer Science (miscellaneous)
- Engineering
 - Engineering (miscellaneous)

PUBLISHER

Intelligent Networks and Systems Society

H-INDEX

15

S&P Global Market Intelligence

Zero in on your net zero

S&P Global

[Learn More >](#)

PUBLICATION TYPE

Journals

ISSN

2185310X, 21853118

COVERAGE

2008-2020

INFORMATION

- [Homepage](#)
- [How to publish in this journal](#)
- ijies@inass.org

S&P Global Market Intelligence

S&P Global Market Intelligence
Zero in on your net zero
S&P Global [Learn More >](#)

SCOPE

International Journal of Intelligent Engineering and Systems is an OPEN ACCESS international journal which gains a foothold in Asia and opens to the world. It aims to promote the integration of intelligent engineering and systems. The focus is to publish papers on state-of-the-art intelligent computing, network engineering, electrical/electronics engineering, and industrial engineering and systems, with emphasis on novel technologies, theoretical work and engineering applications. The audience includes researchers, managers and operators for intelligent engineering and systems as well as designers and developers.

Join the conversation about this journal



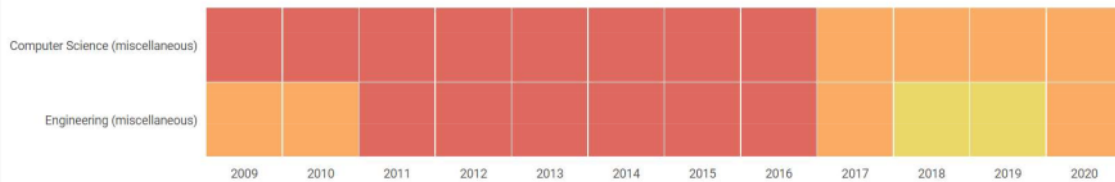
Free Delivery

Find your favourite CHARLES & KEITH and get signature styles for women's shoes and bags

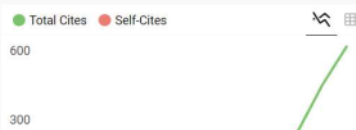
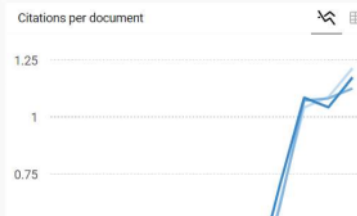
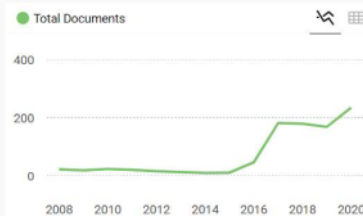
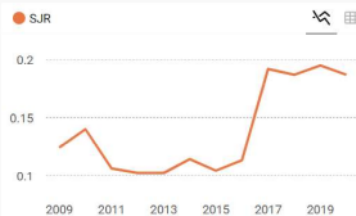
CHARLES & KEITH

Open >

Quartiles



FIND SIMILAR JOURNALS



Parking Lots Detection in Static Image Using Support Vector Machine Based on Genetic Algorithm

ORIGINALITY REPORT

19%

SIMILARITY INDEX

15%

INTERNET SOURCES

16%

PUBLICATIONS

9%

STUDENT PAPERS

MATCH ALL SOURCES (ONLY SELECTED SOURCE PRINTED)

2%

★ buscador.una.edu.ni

Internet Source

Exclude quotes Off

Exclude matches Off

Exclude bibliography Off