

Combination of Coagulation, Adsorption, and Ultrafiltration

by Chairul Abdi

Submission date: 19-Apr-2023 10:49PM (UTC-0400)

Submission ID: 2069929283

File name: Combination_of_Coagulation,_Adsorption,_and_Ultrafiltration.pdf (4.32M)

Word count: 6040

Character count: 43427

Article

Combination of Coagulation, Adsorption, and Ultrafiltration Processes for Organic Matter Removal from Peat Water

Muthia Elma^{1,2,*}, Amalia Enggar Pratiwi^{1,2}, Aulia Rahma², Erdina Lulu Atika Rampun², Mahmud Mahmud^{3,*}, Chairul Abdi³, Raissa Rosadi^{2,4}, Dede Heri Yuli Yanto⁵ and Muhammad Roil Bilad⁶

- ¹ Department of Chemical Engineering, Faculty of Engineering, Lambung Mangkurat University, Jl. A. Yani KM 36, Banjarbaru 70714, Indonesia; aepratiwi@ulm.ac.id
 - ² Materials and Membranes Research Group (M²ReG), Lambung Mangkurat University, Jl. A. Yani KM 36, Banjarbaru 70714, Indonesia; arahma@mhs.ulm.ac.id (A.R.); erdinalulu@gmail.com (E.L.A.R.); raissa.rosadi@gmail.com (R.R.)
 - ³ Department of Environment Engineering, Faculty of Engineering, Lambung Mangkurat University, Jl. A. Yani KM 36, Banjarbaru 70714, Indonesia; cabdi@ulm.ac.id
 - ⁴ Postgraduate Program, Department of Natural Resource and Environmental Management, Lambung Mangkurat University, Jl. A. Yani KM 36, Banjarbaru 70714, Indonesia
 - ⁵ Research Center for Biomaterials, National Research and Innovation Agency (BRIN), Cibinong Science Center, Cibinong, Jl. Raya Bogor KM 46, Bogor 16911, Indonesia; dede.heri.yuli.yanto@brin.go.id
 - ⁶ Faculty of Integrated Technologies, Universiti Brunei Darussalam, Gadong BE1410, Brunei; roil.bilad@ubd.edu.bn
- * Correspondence: melma@ulm.ac.id (M.E.); mahmud@ulm.ac.id (M.M.)



Citation: Elma, M.; Pratiwi, A.E.; Rahma, A.; Rampun, E.L.A.; Mahmud, M.; Abdi, C.; Rosadi, R.; Yanto, D.H.Y.; Bilad, M.R. Combination of Coagulation, Adsorption, and Ultrafiltration Processes for Organic Matter Removal from Peat Water. *Sustainability* **2022**, *14*, 370. <https://doi.org/10.3390/su14010370>

Academic Editors: Mohd Rafatullah and Masoom Raza Siddiqui

Received: 3 December 2021

Accepted: 27 December 2021

Published: 30 December 2021

Publisher's Note: MDPI stays neutral with regard to jurisdictional claims in published maps and institutional affiliations.



Copyright: © 2021 by the authors. Licensee MDPI, Basel, Switzerland. This article is an open access article distributed under the terms and conditions of the Creative Commons Attribution (CC BY) license (<https://creativecommons.org/licenses/by/4.0/>).

Abstract: The high content of natural organic matter (NOM) is one of the challenging characteristics of peat water. It is also highly contaminated and contributes to some water-borne diseases. Before being used for potable purposes, peat water must undergo a series of treatments, particularly for NOM removal. This study investigated the effect of coagulation using aluminum sulfate coagulant adsorption using powdered activated carbon (PAC) as a pretreatment of ultrafiltration (UF) for removal of NOM from actual peat water. After preparation and characterization of polysulfone (Psf)-based membrane, the system's performance was evaluated using actual peat water, particularly on NOM removal and the UF performances. The coagulation and adsorption tests were done under variable dosings. Results show that pretreatment through coagulation–adsorption successfully removed most of the NOM. As such, the UF fouling propensity of the pretreated peat water was substantially lowered. The optimum aluminum sulfate dosing of 175 mg/L as the first pretreatment stage removed up to 75–78% NOM. Further treatment using the PAC-based adsorption process further increased 92–96% NOM removals at an optimum PAC dosing of 120 mg/L. The final UF-PSf treatment reached NOM removals of 95% with high filtration fluxes of up to 92.4 L/(m²·h). The combination of three treatment stages showed enhanced UF performance thanks to partial pre-removal of NOM that otherwise might cause severe membrane fouling.

Keywords: coagulation–adsorption; membrane; organic matter; peat water; ultrafiltration; polysulfone

1. Introduction

The supply of high-quality freshwater is a crucial problem in rural areas. In many cases, water resources are of inferior quality (e.g., peat water), making it inconsumable without implementing advanced treatments. Peat water is one of the water sources that are still untapped. It is characteristically acidic (pH 5.9) and high in natural organic matter (NOM), identified using three standard parameters of the non-specific indicator: dissolved organic carbon (DOC, 36.40 mg/L), UV absorbance 254 nm (0.955 1/cm), and organic substances (113.76 mg KMnO₄/L). NOM in peat water may exert odors, aromatization, biological instability, and corrosion of water distribution networks [1]. Conventional water treatments for removal NOM have been widely applied by standalone processes such

as coagulation–flocculation and sedimentation [2], activated carbon adsorption [3], and filtration [4]. However, they do not provide optimal treatment for removing NOM.

Previous studies have reported types of water and wastewater treatments that contain high NOM using standalone coagulation, with about 60–70% removal of hydrophobic fraction of NOM and 30–40% of hydrophilic fractions [5–8]. Another work also reported performance of adsorption for NOM removals of up to 98% that were obtained by powdered activated carbon (PAC) with an optimum dosage 500 mg/L [9], which can remove organic materials with a molecular weight (MW) ranging from 0.5–1 to 1–3 kDa. Nevertheless, it could not remove NOM with an MW of <0.5 kDa [10,11]. In addition, the adsorbent may be saturated due to the complete occupation of the adsorption site, while reactivation of the adsorbent results in a complex operation, which may lead performance to decrease [12].

Membrane technology is an advanced treatment process for treating NOM in water, such as wetland or peat water [13–17]. Several studies were reported successful treatment of wetland saline water by pervaporation using silica-based membranes [18–21], wetland saline water by pure silica membrane and organosilica-based membranes [22–28]. Another study showed ultrafiltration (UF) membrane for removal fraction of NOM from peat water [29]. The UF technology is more applicable and better for reducing NOM in water compared with pervaporation. The pervaporation setup is more complex than UF. However, despite NOM's effective removal by the membrane, it is also able to decline membrane performance through membrane fouling [30,31]. Fouling is a major factor that may decrease membrane flux during the separation process, especially the ultrafiltration.

Membrane fouling in peat water treatment is mainly caused by NOM through both the hydrophilic and the hydrophobic fractions [32]. The most common methods to reduce membrane fouling are by altering the physical and chemical properties of the membrane materials by adding additives in the fabrication stage [33–36] or by applying pretreatment of the feed in the operational stages [32,37]. In this study, both coagulation and adsorption were investigated for the first time as a pretreatment of UF for the treatment of real peat water.

This paper reports a preliminary study on NOM removal from peat water by using both aluminum sulfate-based coagulation and PAC-based adsorption as a pretreatment of UF. The polysulfone (Psf) UF membrane was first prepared and characterized. Before being used for the pretreated peat water filtration. The NOM composition in the peat water samples was then characterized. Finally, actual peat water was treated using a series of treatments, namely aluminum sulfate-based coagulation, PAC-based adsorption, and filtration using the developed Psf-UF membrane.

20 Materials and Methods

2.1. Peat Water Characterization

The peat water sample was taken from Banjar Regency, South Kalimantan, Indonesia. Preliminary characterization of peat water included measuring pH using a pH meter (Hanna Hi2211), KMnO_4 -oxidizable organic substances using the permanganate titrimetric method, and aromatic organic matter absorbance of UV_{254} , and DOC by a total organic carbon analyzer (Shimadzu TOC-L). The permanganate titration method was conducted according to Standard (SNI 06-6989.22-2004). The UV_{254} parameter was measured by a UV visible (UV-1600 Spectrophotometer). On the other hand, DOC was analyzed by high-temperature catalytic oxidation with non-dispersive infrared (NIDR) detection. As a pretreatment, the samples were filtered using Whatman 0.45 μm before being tested by TOC analyzer. Meanwhile, specific UV absorbance (SUVA_{254} /mg.m) was used to represent TOC normalized aromatic moieties (UV_{254}). Meanwhile, specific UV absorbance (SUVA_{254} , L/mg.m) was used to represent TOC normalized aromatic moieties (UV_{254}) by dividing of the UV_{254} with the DOC value.

2.2. Membrane Preparation and Characterization

The dope solution for Psf UF membrane preparation was made using 18 wt.% of Psf (Merck) as the polymer, 64 wt.% dimethylacetamide (DMAc, Merck) as the solvent, and polyethylene glycol (PEG, Merck) PEG 600 as the additive (18 wt.%). According to earlier reports, the membranes were prepared using the phase inversion method [35]. The polymer, solvent, and additive were mixed and stirred until homogeneous. Then, the solution was left idle overnight to release the entrapped bubbles. Subsequently, the dope solution was cast on a glass plate at a wet casting thickness of 165 μm using a casting applicator. The phase inversion was then continued by immersing the cast film into a coagulation bath containing nonsolvent solution comprising of DMAc 35 wt.% and KCl 0.5 wt.% in water.

The hydraulic resistance of the prepared membrane was characterized by measuring the clean water permeability, and a scanning electron microscopy (SEM) was used to determine the membrane PSf morphology and membrane thickness. The pore size of the membranes was determined using image-J software from the surface of the SEM image [38]. The permeability test was conducted by flowing the distilled water on a dead-end system filtration device. The permeate volume was then measured every 5 min intervals for 60 min operation time under different pressures of 1, 1.5, 2, 2.5, and 3 bar.

2.3. Coagulation, Adsorption, and Ultrafiltration

The coagulation tests were done by varying doses of aluminum sulfate (one of the most common coagulants) in a range of 125–250 mg/L using the Jar-test method at adjusting pH 6 (regulated by drop-wise adding 0.1 M NaOH (Merck)) with a working volume of 1.2 L. During the jar test, the coagulant mixture in peat water was stirred at 100 rpm for 1 min, followed by slow stirring at 40 rpm for 20 min and sedimentation for 20 min, according to a protocol reported earlier [39]. The range of the coagulant dosage was defined based on a previous study [31].

The PAC adsorption tests were done using the Jar-test under varying 20–200 mg/L doses. It was carried out for the pretreated peat water through coagulation/flocculation. The feed and PAC (particle size of 100 mesh; surface area of 800 m^2/g , Merck) were mixed with a rotary shaker at 180 rpm for 3 h.

After coagulation and adsorption, the treated supernatant underwent a UF—200 mL of the supernatant was filtered using the developed UF PSf membrane by using a standard dead-end filtration cell (Figure 1) according to a protocol detailed elsewhere [30]. The filtrations were done at variable pressures of 1, 1.5, 2, 2.5, 3 bar for 60 min at room temperature of feed (25 $^{\circ}\text{C}$), stirred at 50 rpm. A gas compressor generated the pressure, and the permeate volume was collected every 5 min. All of the coagulation, adsorption, and filtration experiments were done in triplicate.

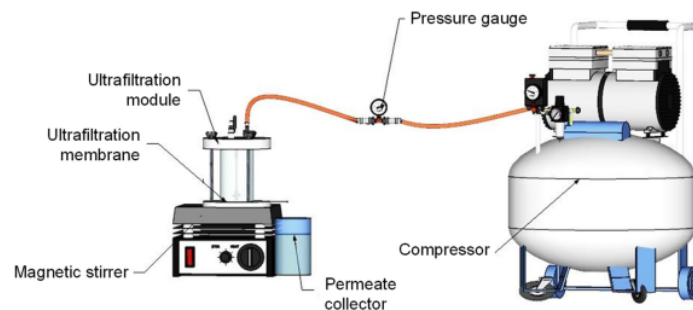


Figure 1. Illustration of the ultrafiltration dead-end experimental setup.

15 Results

3.1. Peat Water Characteristics

The characterizations of peat wa¹⁶ were carried out for four periods to monitor the changes of NOM content of the peat water samples, as summarized in Table 1. It shows that the peat water had a neutral pH, similar to previous reports where the pH value on surface water ranged from 5.0–8.1 [31]. The high NOM content was indicated by the DOC values [39,40], the absorbance value of UV₂₅₄, which are high compared with the results obtained by Kang and Choo [41] and Jeong et al. [42] of UV₂₅₄ < 0.1 cm⁻¹ for surface water. However, compared with the results obtained elsewhere Herwati, Mahmud, and Abdi [30], Mahmud, Abdi, and Mu'min [31], Saputra [37], Aisyahwalsiah [39] showed the UV₂₅₄ absorbance of the peat water samples was relatively low. Similar to the UV₂₅₄ absorbance value, the SUVA₂₅₄ values of the peat water sample deviated from others (Zularisam et al. [43]). Based on their reports, the SUVA₂₅₄ characteristic of peat water contained a high hydrophobic fraction. The SUVA₂₅₄ values of the peat water sample in this study ranged at 2–3 L/mg.m suggesting the mixture of hydrophobic and hydrophilic substances NOM characteristics, with a large range of MWs. Similar results were found in previous research on surface water that reported SUVA₂₅₄ of < 2 L/mg.m (low hydrophobic character) [41,42].

10 **Table 1.** Characteristics of the peat water sample.

No	Parameter	Units	Week				Average	STDEV
			I	II	III	IV		
1	pH		6.3	6.3	6.3	6.3	6.3	0
2	DOC (dissolved organic carbon)	mg/L	36.40	-	-	36.40	36.4	-
3	UV ₂₅₄ absorbance	1/cm	0.968	1.005	0.977	0.955	0.976	0.02
4	KMnO ₄ organic substances	mg KMnO ₄ /L	120.08	126.4	120.08	113.76	120.08	5.16
5	SUVA ₂₅₄	L/mg.m	2.659	2.761	2.684	2.624	2.682	0.006

3.2. 34 Characterisation of UF-PSf Membranes

The surface and cross-section SEM images of the prepared membrane²⁵ are shown in Figure 2. The UF PSf membrane had a tight pore arrangement and sponge-like cross-section morphology without macrovoids (large cavities), which was similar to the membrane structure reported earlier [35]. Based on image-J surface SEM image processing (Figure 3), the surface pore size of the membrane was 0.061 μm, falling under UF range of 0.001–0.1 μm [44].

The polysulfone membrane used in this study had a pore size of less than 0.1¹⁷ (Figure 3). However, from the SEM image it is not possible to determine exactly what the pore size is. However, the pore size distribution can determine by utilized Image-J software following the previ¹⁷ research used digital SEM image data. The result of proces⁴⁵; SEM images by Image-J can be seen in Figure 3B,C. The results show the average pore diameter of the membrane is 0.061 μm. Based on literature, the polysulfone membrane used in this work can be categorized as well as ultrafiltration membrane.




Figure 2. Ultrafiltration polysulfone membrane surface microstructure with (A) magnification of 1000× and (B) magnification 2500×, and cross-section microstructure with (C) magnification of 1000× and (D) magnification 2500×.

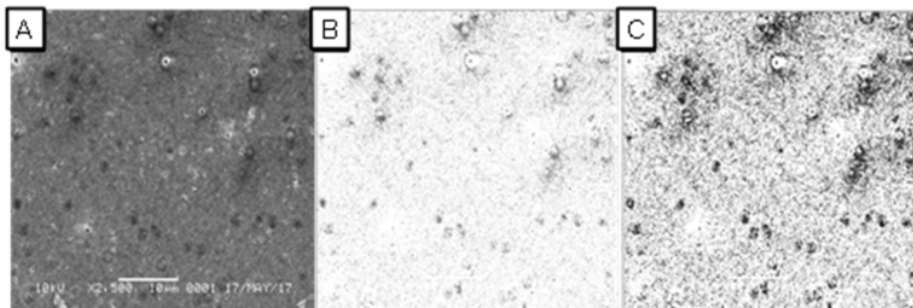


Figure 3. Membrane surface SEM image (2500×) processed with Image-J for pore size determination (A) before editing, (B) after threshold and (C) outline image result.

3.3. Coagulation-Flocculation

Figure 4 shows that for aluminum sulfate dosings of 125–250 mg/L, the removal efficiency of NOM increased from 125 mg/L to 175 mg/L and then a slight decrease until 250 mg/L. Beyond that value, the NOM removal efficiency decreased. The loading restabilization can explain the pattern on the NOM removals as a function of the dosing rate on the addition of $\text{Al}_2(\text{SO}_4)_3$ coagulant [37].

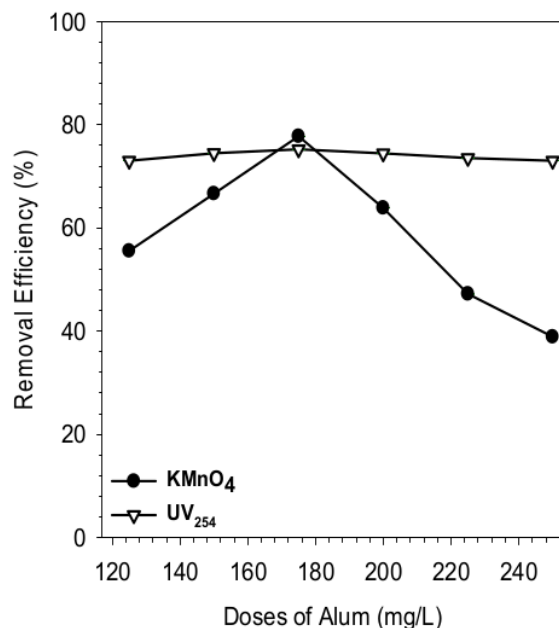


Figure 4. NOM removal rate represented by oxidation with KMnO_4 and UV_{254} absorbances as a function of doses of alum in the coagulation–flocculation test.

The oxidation of organic substances by KMnO_4 peaked at the optimum dose of 175 mg/L. Meanwhile, a slight decrease in UV_{254} removals was observed. In the process of coagulation–flocculation, the dominant fraction of removed NOM is the one that hydrophobic or with large MWs as detailed elsewhere [31,45]. In addition, according to Suslova et al. [46] that KMnO_4 can oxidize various types of organic components irrespective of the MWs.

The NOM removal in the coagulation–flocculation process was achieved optimum at a dose of 175 mg/L corresponding to organic substances KMnO_4 and UV_{254} absorbance of 77.78% and 75.24%, respectively. The removal of NOM obtained in this study was higher than the previous studies [47,48]. After adding the coagulant, the coagulation rate decreased, as well as the pH value from 6 to 3.65. It was caused by the reaction of aluminum sulfate with water that produces H^+ ions. The acidification of water lowered the coagulation/flocculation efficiencies.

3.4. Coagulation-Adsorption

The PAC adsorption was carried out after the coagulation/flocculation of the raw peat water sample. Figure 5 shows the rate of NOM removal in the PAC adsorption process. The NOM removal rate was higher than the standalone coagulation–flocculation or adsorption processes reported earlier [32,49]. Increased NOM removal at low pH during the PAC adsorption can be attributed due to the low pH of the solution due to the preceding coagulation/flocculation stage [39]. The pH has a significant effect on activated carbon adsorption and the removal efficiency is higher in acidic than in neutral and alkaline conditions. The presence of H^+ ions in solution leads to competition between H^+ ions and NOM bonding [50].

39

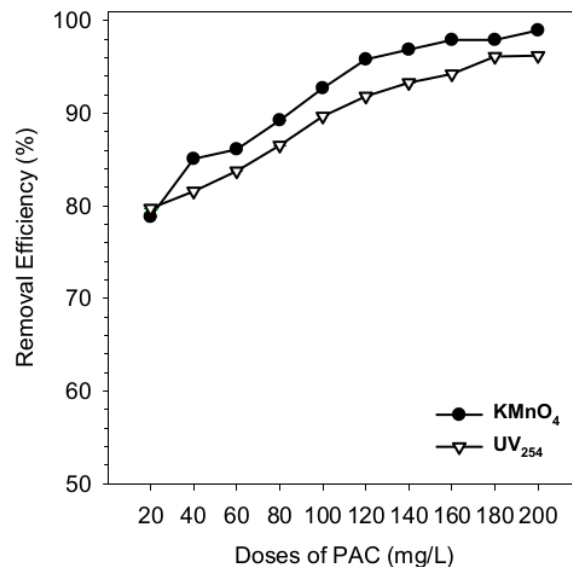


Figure 5. The NOM removal rate represented by organic substances of KMnO_4 and UV_{254} absorbances as function of PAC dosages.

The removal rate of KMnO_4 —oxidizable organic substances in the coagulation–adsorption process is higher than the UV_{254} (representing aromatic moieties). The results were the opposite of the coagulation/flocculation process, which could be attributed to the NOM content with large MW removed in the coagulation–flocculation process. As such, only the low MW NOM remained in the PAC adsorption. In previous research, the adsorption process could remove NOM hydrophilic fractions with small MWs [9–11]. The removal rate of KMnO_4 organic substances was higher than the UV_{254} absorbance. These results indicated that KMnO_4 organic substances easily oxidized NOM due to their small MWs as stated elsewhere [51].

The best PAC dose was 120 mg/L of PAC, judging from the highest removal of KMnO_4 and UV_{254} parameters of >90%. In addition, the efficiency of NOM removal slightly increased up to 120 mg/L. Due to the NOM removal of 120 to 200 mg/L being relatively similar, the 120 mg/L of PAC was chosen because it does not need too much PAC. The removal efficiencies of KMnO_4 organic substances and UV_{254} under the optimum dosing were 95.83 and 91.83%, respectively, as shown in Figure 5. The results obtained in this study were in line with others, e.g., Lee et al. [32] and Aisyahwalsiah [39] using PAC as the adsorbant. Nonetheless, higher NOM removals were obtained in this study. After adding PAC, the pH increased as reported by others [49] due to the soluble ash, which is rinsed out of the media during use, and the effluent pH will eventually approach neutral.

3.5. Coagulation-Adsorption-Membrane Experiments

The permeability of pure water (aquadest), pretreatment feed, and non-pretreated feed are shown in Figure 6. Based on the results, pure water permeability was obtained of 38–180 L/h.m² by the prepared UF polysulfone membrane. This result exhibits the higher water flux of pure water permeability by low transmembrane pressure compared to commercial polysulfone membrane (Merck) of 150–350 L/h.m² (6–20 bar), which was reported by Adams et al. [52].

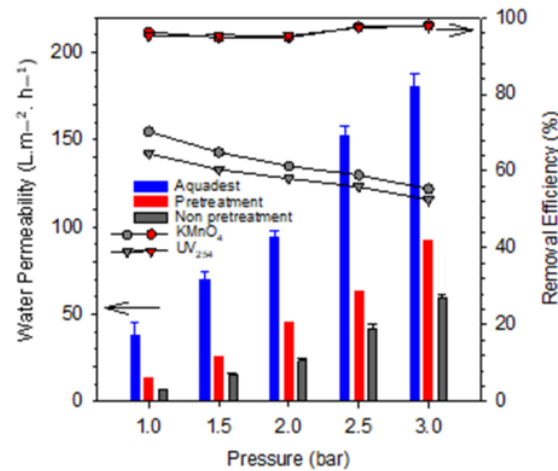


Figure 6. The performance of ultrafiltration of pretreated peat water at different pressures. Aquadest denotes distilled water and represents the permeability of clean water.

Figure 6 shows that the NOM removal efficiency decreased by increasing transmembrane pressure. The results obtained are by previous research, in which the magnitude of NOM rejection is inversely proportional to the applied pressure [53,54]. The deformation of the membrane most probably causes it due to high pressure, which causes membrane compaction that constricts the pore size and the thicker foulant layer that became the secondary filter on top of the PSf membrane.

The NOM removal efficiency reflected from the KMnO_4 organic substances was higher than the UV_{254} absorbance obtained in the adsorption process with PAC. The rejection of NOM by membrane was determined by the adequate pore size [53] and an additional dynamic layer formed on the membrane surface.

In addition to the NOM removal rate, water flux value was also an indicator of the optimum pressure. Figure 6 shows that the water flux value was directly proportional to the pressure. The smallest water flux value was obtained at 1 bar of 13.3 L/h.m^2 and the highest water flux was at 3 bar of 92.5 L/h.m^2 . The permeability of each pressure to percent removal of NOM for KMnO_4 organic substances and UV_{254} parameters were determined to determine the optimum pressure. The highest water flux was obtained with the removal rate of KMnO_4 and UV_{254} of 94.79 and 94.66%, respectively. The UV_{254} rejection of the polysulfone membrane in this work is extremely high over commercial PSf membrane that was only able to remove about 41% of NOM at 6 bar [52].

The water permeability of treated peat water was smaller than the clean water permeability (Figure 6) due to membrane fouling. However, it was higher by almost two-fold than peat water permeability without pretreatment, which was also similar reported in earlier studies [31,41,54]. It was shown that the pretreatment contributed substantially to reducing the membrane fouling [53].

The permeability decrease in the pretreated peat water filtration can be attributed to the fouling by the residual NOM that escaped from the pretreatment. However, previous works by Kang and Choo [41] and Zhang, et al. [55] ascribed the small water permeability to the use of PAC. The bonding of NOM with PAC particles caused the PAC-NOM particles to become an additional foulant that blocks the membrane pores or forms a cake layer on the membrane surface. In this study, the PAC was separated. Hence the foulant was originated from residual NOM in the feed.

Overall findings suggested that the application of coagulation–adsorption pretreatment of UF is promising to reduce the fouling potential on the feed as indicated by in-

creasing the water permeability value and the removal rate of NOM represented by DOC, KMnO_4 organic substance, and absorbance UV_{254} .

In addition, the results obtained were also reinforced with SEM UF-PSF membrane image after treatment. The SEM images in Figure 7 also show the thickness of the UF-PSF membrane (determined from the cross-section SEM image) after being compressed at 3 bars was $85.4 \mu\text{m}$. The pore structure of the membrane after passing the feed water was approximately the same as the pristine membrane. It could be seen on the surface of the membrane there is only a thin layer which is thought to be a cake layer. The additional cake layer helped enhance the rejection of NOM and the final quality of the permeate. It is worth noting that a significant difference in thickness was seen from data in Figures 2C and 7B. The high variability was originated from the cutting process.

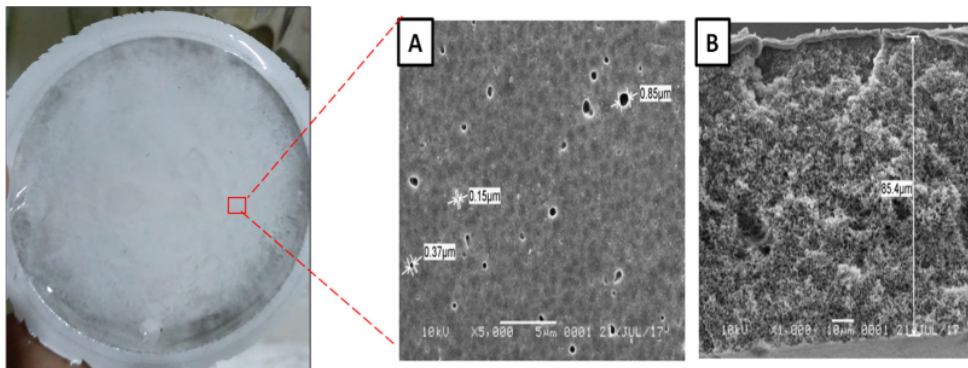


Figure 7. SEM image of used ultrafiltration polysulfone membrane after ultrafiltration process: (A) surface section and (B) cross-sectional.

4. Conclusions

This study demonstrated the advantages of combining the coagulation–adsorption process and membrane filtration to treat fouling-prone actual peat water. The coagulation–adsorption showed a positive effect as a pretreatment for the ultrafiltration. The pretreated feed showed a lower membrane fouling propensity. The optimum coagulation/flocculation and adsorption condition was at $\text{Al}_2(\text{SO}_4)_3$ dosing of 175 mg/L and PAC dosing of 120 mg/L, respectively. Higher filtration pressure enhanced the peat water permeability. The optimum pressure on the hybrid process was 3 bar with a permeability value of $92.5 \text{ L/m}^2\cdot\text{h}$ and an organic removal rate of 95%. The findings highlight the importance of the hybrid system for treating challenging feeds that otherwise proven difficult when applying a standalone system. Moreover, long-term studies are still required to accurately gauge the performance of the hybrid system for treatment of peat water.

Author Contributions: Conceptualization, M.E. and M.M.; methodology, E.P.; software, A.E.P.; validation, A.E.P., M.E. and M.M.; formal analysis, A.R.; investigation, A.E.P.; resources, E.L.A.R.; data curation, A.E.P.; writing—original draft preparation, A.E.P.; writing—review and editing, M.E.; visualization, A.E.P.; supervision, M.M., C.A., M.E. and M.R.B.; project administration, A.E.P., R.R., D.H.Y.Y.; fund acquisition, M.E. All authors have read and agreed to the published version of the manuscript.

Funding: This research received no external funding.

Acknowledgments: The authors thank the Engineering Faculty and Materials and Membranes Research Group (M²ReG), Lambung Mangkurat University for the facilities. Muthia thanks the Applied Research of Universities Grant 2021–2023, Basic Research Grant 2021–2022, and World Class Research Grant 2021–2023 Directorate General of Higher Education, Ministry of Education, Culture, Research, and Technology, Republic of Indonesia.

Conflicts of Interest: The authors declare no conflict of interest.

References

1. Tang, C.; He, Z.; Zhao, F.; Liang, X.; Li, Z. Effects of Cations on The Formation of Ultrafiltration Membrane Fouling Layers When filtering Fulvic Acid. *Desalination* **2014**, *352*, 174–180. [\[CrossRef\]](#)
2. Matilainen, A.; Vepsäläinen, M.; Sillanpää, M. Natural organic matter removal by coagulation during drinking water treatment: A review. *Adv. Colloid Interface Sci.* **2010**, *159*, 189–197. [\[CrossRef\]](#) [\[PubMed\]](#)
3. Menya, E.; Olupot, P.; Storz, H.; Lubwama, M.; Kiros, Y. Production and performance of activated carbon from rice husks for removal of natural organic matter from water: A review. *Chem. Eng. Res. Des.* **2018**, *129*, 271–296. [\[CrossRef\]](#)
4. McMeen, C.R.; Benjamin, M.M. NOM removal by slow sand filtration through iron oxide-coated olivine. *J. Am. Water Work. Assoc.* **1997**, *89*, 57–71. [\[CrossRef\]](#)
5. Zhao, Y.X.; Phuntsho, S.; Gao, B.Y.; Yang, Y.Z.; Kim, J.-H.; Shon, H.K. Comparison of A Novel Polytitanium Chloride Coagulant With Polyaluminium Chloride: Coagulation Performance And Floc Characteristics. *J. Environ. Manag.* **2015**, *147*, 194–202. [\[CrossRef\]](#) [\[PubMed\]](#)
6. Dong, B.-Z.; Chen, Y.; Gao, N.-Y.; Fan, J.-C. Effect of Coagulation Pretreatment on The Fouling of Ultrafiltration Membrane. *J. Environ. Sci.* **2007**, *19*, 278–283. [\[CrossRef\]](#)
7. Rahma, A.; Elma, M.; Mahmud, M.; Irawan, C.; Pratiwi, A.E.; Rampun, E.L.A. Removal of natural organic matter for wetland saline water desalination by coagulation-pervaporation. *J. Kim. Sains Dan Apl.* **2019**, *22*, 85–92. [\[CrossRef\]](#)
8. Elma, M.; Rahma, A.; Pratiwi, A.E.; Rampun, E.L.A. Coagulation as pretreatment for membrane-based wetland saline water desalination. *Asia Pac. J. Chem. Eng.* **2020**, *15*, e2461. [\[CrossRef\]](#)
9. Cui, X.; Choo, K.-H. Reviewer Paper: Natural Organic Matter Removal and Fouling Control in Low-Pressure Membrane Filtration for Water Treatment. *Environ. Eng.* **2014**, *19*, 1–8.
10. Song, Y.; Dong, B.; Gao, N.; Ma, X. Powder Activated Carbon Pretreatment of A Microfiltration Membrane for The Treatment of Surface Water. *Environ. Res. Public Health* **2015**, *12*, 11269–11277. [\[CrossRef\]](#)
11. Liu, S.; Lim, M.; Amal, R. TiO₂-Coated Natural Zeolite: Rapid Humic Acid Adsorption And Effective Photocatalytic Regeneration. *Chem. Eng. Technol.* **2014**, *105*, 46–52. [\[CrossRef\]](#)
12. Gamage, S.M.K.; Sathasivan, A. A Review: Potential And Challenges of Biologically Activated Carbon to Remove Natural Organic Matter in Drinking Water Purification Process. *Chemosphere* **2017**, *167*, 120–138. [\[CrossRef\]](#) [\[PubMed\]](#)
13. Rahma, A.; Elma, M.; Rampun, E.L.A.; Pratiwi, A.E.; Rakhman, A.; Fitriani. Rapid Thermal Processing and Long Term Stability of Interlayer-free Silica-P123 Membranes for Wetland Saline Water Desalination. *Adv. Res. Fluid Mech. Therm. Sci.* **2020**, *71*, 1–9. [\[CrossRef\]](#)
14. Rahma, A.; Elma, M.; Pratiwi, A.E.; Rampun, E.L. Performance of interlayer-free pectin template silica membranes for brackish water desalination. *Membr. Technol.* **2020**, *2020*, 7–11. [\[CrossRef\]](#)
15. Lestari, R.A.; Elma, M.; Rahma, A.; Suparsih, D.; Anadhliyah, S.; Sari, N.L.; Pratomo, D.A.; Sumardi, A.; Lestari, A.E.; Assyaifi, Z.L.; et al. Organo Silica Membranes for Wetland Saline Water Desalination: Effect of membranes calcination temperatures. *E3S Web Conf.* **2020**, *148*, 07006. [\[CrossRef\]](#)
16. Elma, M.; Rampun, E.L.A.; Rahma, A.; Assyaifi, Z.L.; Sumardi, A.; Lestari, A.E.; Saputro, G.S.; Bilad, M.R.; Darmawan, A. Carbon templated strategies of mesoporous silica applied for water desalination: A review. *J. Water Process Eng.* **2020**, *38*, 101520. [\[CrossRef\]](#)
17. Elma, M.; Mujiyanti, D.R.; Ismail, N.M.; Bilad, M.R.; Rahma, A.; Rahman, S.K.; Rakhman, A.; Rampun, E.L.A. Development of Hybrid and Templated Silica-P123 Membranes for Brackish Water Desalination. *Polymers* **2020**, *12*, 2644. [\[CrossRef\]](#)
18. Elma, M.; Riskawati, N.; Marhamah. Silica Membranes for Wetland Saline Water Desalination: Performance and Long Term Stability. *IOP Conf. Ser. Earth Environ. Sci.* **2018**, *175*, 012006. [\[CrossRef\]](#)
19. Elma, M.; Hairullah; Assyaifi, Z.L. Desalination Process via Pervaporation of Wetland Saline Water. *IOP Conf. Ser. Earth Environ. Sci.* **2018**, *175*, 012009. [\[CrossRef\]](#)
20. Elma, M.; Setyawan, H.; Rahma, A.; Pratiwi, A.; Rampun, E.L.A. Fabrication of Interlayer-free P123 Caronised Template Silica Membranes for Water Desalination: Conventional Versus Rapid Thermal Processing (CTP vs RTP) Techniques. *IOP Conf. Ser. Mater. Sci. Eng.* **2019**, *543*, 012076. [\[CrossRef\]](#)
21. Elma, M.; Setyawan, H. Synthesis of Silica Xerogels Obtained in Organic Catalyst via Sol Gel Route. *IOP Conf. Ser. Earth Environ. Sci.* **2018**, *175*, 012008. [\[CrossRef\]](#)
22. Rahman, S.K.; Maimunawaro; Rahma, A.; Syaughiah, I.; Elma, M. Functionalization of hybrid organosilica based membranes for water desalination—Preparation using Ethyl Silicate 40 and P123. *Mater. Today: Proc.* **2020**, *31*, 60–64. [\[CrossRef\]](#)
23. Mawaddah, Y.; Wati, L.S.; Rampun, E.L.A.; Sumardi, A.; Lestari, A.E.; Elma, M. FTIR Studies of the TEOS/TEVS xerogel structure using rapid thermal processing method. *Konversi* **2020**, *9*, 73–78. [\[CrossRef\]](#)
24. Maimunawaro; Rahman, S.K.; Rampun, E.L.A.; Rahma, A.; Elma, M. Deconvolution of carbon silica templated thin film using ES40 and P123 via rapid thermal processing method. *Mater. Today Proc.* **2020**. [\[CrossRef\]](#)

25. Lestari, A.E.; Elma, M.; Rabiah, S.; Rampun, E.L.A.; Rahma, A.; Pratiwi, A.E. Performance of Mesoporous Organo Silica Membrane for Desalination. In *Proceedings of Materials Science Forum*; Trans Tech Publications Ltd.: Bäch, Switzerland, 2020; pp. 285–292.
26. Elma, M.; Rezki, M.R.; Mahmud, M.; Sunardi, S.; Pratiwi, E.N.; Oktaviana, E.N.; Fatimah, S.; Rahma, A. Membran karbon templated silika dari karbon nipah (*Nyssa fruticans*) untuk aplikasi desalinasi air rawa asin [Carbon templated silica membranes from nypa carbon (*Nyssa fruticans*) applied for wetland saline water desalination]. *J. Ris. Ind. Has. Hutan* **2020**, *12*, 83–92. [[CrossRef](#)]
27. Elma, M.; Pratiwi, A.E.; Rahma, A.; Rampun, E.L.A.; Handayani, N. The Performance of Membranes Interlayer-Free Silica-Pectin Templated for Seawater Desalination via Pervaporation Operated at High Temperature of Feed Solution. *Mater. Sci. Forum* **2020**, *981*, 349–355. [[CrossRef](#)]
28. Elma, M.; Fitriani; Rakhman, A.; Hidayati, R. Silica P123 Membranes for Desalination of Wetland Saline Water in South Kalimantan. *IOP Conf. Ser. Earth Environ. Sci.* **2018**, *175*, 012007. [[CrossRef](#)]
29. Mahmud; Elma, M.; Rampun, E.L.A.; Rahma, A.; Pratiwi, A.E.; Abdi, C.; Rosadi, R. Effect of Two Stages Adsorption as Pre-Treatment of Natural Organic Matter Removal in Ultrafiltration Process for Peat Water Treatment. *Mater. Sci. Forum* **2020**, *988*, 114–121. [[CrossRef](#)]
30. Herwati, N.; Mahmud; Abdi, C. Pengaruh pH Air Gambut Terhadap Fouling Membran Ultrafiltrasi. *Jukung J. Tek. Lingkungan* **2015**, *1*, 59–73.
31. Mahmud; Abdi, C.; Mu'min, B. Removal Natural Organic Matter (NOM) in Peat Water from Wetland Area by Coagulation-Ultrafiltration Hybrid Process with Pretreatment Two-Stage Coagulation. *J. Wetl. Environ. Manag.* **2013**, *1*, 42–49. [[CrossRef](#)]
32. Lee, J.; Vigneswaran, S.; Zhang, Y.; Raj Reddy, R.S.; Liu, Z. Effective Natural Organic Matter Removal In Pond Water by Carbon Nanotube Membrane with Flocculation/Adsorption. *Water Sci. Technol. Water Supply* **2017**, *17*, 1080–1087. [[CrossRef](#)]
33. Aryanti, P.T.P.; Joscarita, S.R.; Wardani, A.K.; Subagio; Ariono, D.; Wenten, I.G. The Influence of PEG 400 and Acetone on Polysulfone Membrane Morphology and Fouling Behaviour. *J. Eng. Technol. Sci.* **2016**, *48*, 135–149. [[CrossRef](#)]
34. Wardani, A.K. *Effect of Additives on Polysulfone Based Ultrafiltration Membrane For Peat Water Purification*; Institut Teknologi Bandung: Bandung, Indonesia, 2013; pp. 1–37.
35. Tutriyanti. Synthesis and Characterization of Polysulfone Membranes by Phase Inversion Technique: Effect of Concentration of Impregnant KCl on Coagulant Against Pore Structure of Membranes. Bachelor's Thesis, Universitas Lambung Mangkurat, Banjarbaru, Indonesia, 2017.
36. Ariono, D.; Aryanti, P.T.P.; Subagio, S.; Wenten, I.G. The Effect of Polymer Concentration on Flux Stability of Polysulfone Membrane. In *Proceedings of the International Conference on Engineering Science and Nanotechnology (ICESNANO 2016)*, Solo, Indonesia, 3–5 August 2016; American Institute of Physics: College Park, MD, USA, 2017; pp. 1–10.
37. Saputra, A.A. Hybrid Coagulation-Ultrafiltration Process in Removing Natural Organic Matter (NOM) in Peat Water: The Effect of Variations in Coagulant Doses on Membrane Fouling. Bachelor's Thesis, Universitas Lambung Mangkurat, Banjarbaru, Indonesia, 2014.
38. Kurniawan, C.; Waluyo, T.B.; Sebayang, P. Particle Size Analysis Using Free Software Image-J. In *Seminar Nasional Fisika*; Pusat Penelitian Fisika-LIPI: Jakarta, Indonesia, 2011; pp. 1–8.
39. Aisyahwalsiah, A. Optimization of Peat Water Treatment Using a Combined Process of Coagulation with Peaty Clay and Activated Carbon Adsorption. Bachelor's Thesis, Universitas Lambung Mangkurat, Banjarbaru, Indonesia, 2013.
40. Mahmud; Notodarmojo, S.; Padi, T.; Soewondo, P. Adsorpsi Bahan Organik Alami (BOA) Air Gambut Pada Tanah Lempung Gambut Alami dan Teraktivasi: Studi Kesetimbangan Isoterm dan Kinetika Adsorpsi. *INFO-TEKNIK* **2012**, *13*, 28–37.
41. Kang, S.K.; Choo, K.H. Why Does A Mineral Oxide Adsorbent Control Fouling Better than Powdered Activated Carbon in Hybrid Ultrafiltration Powder Treatment? *J. Membr. Sci.* **2010**, *355*, 69–77. [[CrossRef](#)]
42. Jeong, K.; Kim, D.G.; Ko, S.O. Adsorption Characteristics of Effluent Organic Matter and Natural Organic Matter by Carbon Based Nanomaterials. *KSCE J. Civ. Eng.* **2016**, *21*, 119–126. [[CrossRef](#)]
43. Zularisam, A.W.; Ismail, A.F.; Salim, M.R.; Sakinah, M.; Matsuura, T. Application of Coagulation-Ultrafiltration Hybrid Process for Drinking Water Treatment: Optimization of Operating Conditions Using Experimental Design. *Sep. Purification Technol.* **2009**, *65*, 193–210. [[CrossRef](#)]
44. Mulder, M. *Basic Principles of Membrane Technology*; Kluwer Academic Publishers: Dordrecht, The Netherland, 1996.
45. Chih, Y.C.; Chung, Y.W.; Ying, C.C. The Coagulation Characteristics of Humic Acid By Using Acid-Soluble Chitosan, Water-Soluble Chitosan, And Chitosan Coagulant Mixtures. *Environ. Technol.* **2014**, *36*, 1141–1146.
46. Suslova, O.; Govorukha, V.; Brovarkaya, O.; Matveeva, N.; Tashyeva, H.; Tashyeva, O. Method for Determining Organic Compound Concentration in Biological Systems by Permanganate Redox Titration. *Int. J. Bioautomation* **2014**, *18*, 45–52.
47. Rahman, R.A. Hybrid Coagulation-Ultrafiltration Process in Removal Natural Organic Matter (NOM) in Peat Water: Effect of Coagulants Type and Stirring Speed on Membrane Fouling. Bachelor's Thesis, Universitas Lambung Mangkurat, Banjarbaru, Indonesia, 2014.
48. Fachrozi, M. Ultrafiltration Coagulation Hybrid Process in Removal Natural Organic Matter (NOM) in Peat Water: Effect of Coagulants Type on Membrane Fouling. Bachelor's Thesis, Universitas Lambung Mangkurat, Banjarbaru, Indonesia, 2013.
49. Tomaszewska, M.; Mozia, S.Y.; Morawski, A.W. Removal of Organic Matter by Coagulation Enhanced with Adsorption on PAC. *Desalination* **2004**, *161*, 79–87. [[CrossRef](#)]

50. Abdillah, A.I.; Darjito; Khunur, M.M. Pengaruh pH dan Waktu Kontak pada Adsorpsi Ion Logam Cd²⁺ Menggunakan Adsorben Kitin Terikat Silang Glutaraldehid. *Kim. Stud. J.* **2015**, *1*, 826–832.
51. *Oxidation of Organic Molecules by KMnO₄*; National Science Foundation University of California, LibreTexts Library: Sacramento, CA, USA, 2015.
52. Adams, F.V.; Nxumalo, E.N.; Krause, R.W.M.; Hoek, E.M.V.; Mamba, B.B. Application of polysulfone/cyclodextrin mixed-matrix membranes in the removal of natural organic matter from water. *Phys. Chem. Earth Parts A/B/C* **2014**, *67–69*, 71–78. [[CrossRef](#)]
53. Notodarmojo, S.; Deniva, A. Penurunan Zat Organik dan Kekeruhan Menggunakan Teknologi Membran Ultrafiltrasi dengan Sistem Aliran Dead-End (Studi Kasus: Waduk Saguling, Padalarang). *Proc. ITB Sains Technol. A* **2004**, *36*, 63–82. [[CrossRef](#)]
54. Aryanti, P.T.P.; Khoiruddin; Wenten, I.G. Influence of Additives on Polysulfone-Based Ultrafiltration Membrane Performance during Peat Water Filtration. *J. Water Sustain.* **2013**, *3*, 85–96. [[CrossRef](#)]
55. Zhang, M.; Li, C.; Benjamin, M.M.; Chang, Y. Fouling and Natural Organic Matter Removal in Adsorbent/Membrane Systems for Drinking Water Treatment. *Environ. Sci. Technol.* **2003**, *37*, 1663–1669. [[CrossRef](#)] [[PubMed](#)]

Combination of Coagulation, Adsorption, and Ultrafiltration

ORIGINALITY REPORT

18%

SIMILARITY INDEX

13%

INTERNET SOURCES

14%

PUBLICATIONS

4%

STUDENT PAPERS

PRIMARY SOURCES

1	digitalscholarship.unlv.edu Internet Source	2%
2	pubmed.ncbi.nlm.nih.gov Internet Source	1%
3	Submitted to CSU, San Jose State University Student Paper	1%
4	expert.ubd.edu.bn Internet Source	1%
5	N Huda, E Lulu Atika Rampun, R Ayu Lestari, Y Raharjo, D Heri Yuli Yanto, M Elma. "Membrane pervaporation performance applied for brackish water prepared by vacuum impregnation method", IOP Conference Series: Materials Science and Engineering, 2021 Publication	1%
6	Jianhong Luo, Shifen Qiu, Xuwei Pan, Ke Yang, Yuanqingqing Tian. "Exploration of Spa Leisure Consumption Sentiment towards Different Holidays and Different Cities	1%

through Online Reviews: Implications for Customer Segmentation", Sustainability, 2022

Publication

7	Uyguner, C.S.. "A comparative study on the photocatalytic degradation of humic substances of various origins", Desalination, 20050610 Publication	1 %
8	jtam.ulm.ac.id Internet Source	1 %
9	Isna Syauqiah, Awali Sir Kautsar Harivram, Erdina Lulu Atika Rampun, Dina Amryna Chairul Putri et al. "Removal of artificial iron ions using activated carbon from sago pith waste", Materials Today: Proceedings, 2022 Publication	1 %
10	researchbank.rmit.edu.au Internet Source	<1 %
11	www.tandfonline.com Internet Source	<1 %
12	www.medrxiv.org Internet Source	<1 %
13	Eric Peterman, Mindaugas Valius, Rytis Prekeris. "CLIC4 is a cytokinetic cleavage furrow protein that regulates cortical cytoskeleton stability during cell division", Journal of Cell Science, 2020	<1 %

14

Nasrul Arahman, Cut Meurah Rosnelly, Yusni Yusni, Afrillia Fahrina et al. "Ultrafiltration of α -Lactalbumin Protein: Acquaintance of the Filtration Performance by Membrane Structure and Surface Alteration", *Polymers*, 2021

Publication

<1 %

15

geomatejournal.com

Internet Source

<1 %

16

Dawei Zhang, Hui Xu, Xi Wang, Dongsheng Wang, Jinming Duan, Bin Men. "Influence of coagulation process on the ultrafiltration performance – The roles of Al species and characteristics of algae-laden water", *Separation and Purification Technology*, 2017

Publication

<1 %

17

www.tdx.cat

Internet Source

<1 %

18

Is Fatimah, Putwi Widya Citradewi, Rendy Muhamad Iqbal, Sheikh Ahmad Izaddin Sheikh Mohd Ghazali, Amri Yahya, Gani Purwiandono. "Geopolymer from Tin Mining tailings Waste using Salacca Leaves Ash as Activator for Dyes and Peat Water Adsorption", *South African Journal of Chemical Engineering*, 2022

Publication

<1 %

19

Mashur Mashur, Muhammad Roil Bilad, Hunaepi Hunaepi, Nurul Huda, Jumardi Roslan. "Formulation of Organic Wastes as Growth Media for Cultivation of Earthworm Nutrient-Rich Eisenia foetida", Sustainability, 2021

Publication

<1 %

20

Duu-Jong Lee, Ya-Ling Cheng, Ruei-Jyun Wong, Xiao-Dong Wang. "Adsorption removal of natural organic matters in waters using biochar", Bioresource Technology, 2018

Publication

<1 %

21

Putu Teta Prihartini Aryanti, Febrianto Adi Nugroho, Bambang Hari Prabowo, Tio Prasetyo et al. "The influence of electrode configuration on electrocoagulation and operating pressure on tight ultrafiltration during contaminated river treatment", Cleaner Engineering and Technology, 2022

Publication

<1 %

22

Tamara Kawther Hussein, Nidaa Adil Jasim, Abdul-Sahib T. Al-Madhhachi. "The Performance of Microfiltration Using Hydrophilic and Hydrophobic Membranes for Phenol Extraction from a Water Solution", ChemEngineering, 2023

Publication

<1 %

23

Internet Source

<1 %

24

dugi-doc.udg.edu

Internet Source

<1 %

25

E. Putri, D. Sidabutar, N.A. Putri, S. Sakinah, F.A. Nugroho, P.T.P. Aryanti. "Preparation of Polyvinyl Chloride/ZnO Composite Ultrafiltration Membrane for Peat Water Treatment", Journal of Physics: Conference Series, 2021

Publication

<1 %

26

Li, S.. "Impact of backwash water composition on ultrafiltration fouling control", Journal of Membrane Science, 20091115

Publication

<1 %

27

P T P Aryanti, A M Noviyani, M F Kurnia, D A Rahayu, A Z Nisa. "Modified Polysulfone Ultrafiltration Membrane for Humic Acid Removal During Peat Water Treatment", IOP Conference Series: Materials Science and Engineering, 2018

Publication

<1 %

28

Wenzheng Yu, Lei Xu, Jiuhui Qu, Nigel Graham. "Investigation of pre-coagulation and powder activate carbon adsorption on ultrafiltration membrane fouling", Journal of Membrane Science, 2014

Publication

<1 %

29	coek.info Internet Source	<1 %
30	link.springer.com Internet Source	<1 %
31	theses.lib.polyu.edu.hk Internet Source	<1 %
32	www.jstage.jst.go.jp Internet Source	<1 %
33	<p>Morocho-Jácome, Ana Lucía, Sunao Sato, and João Carlos Monteiro de Carvalho. "Ferric sulfate coagulation and powdered activated-carbon adsorption as simultaneous treatment to reuse the medium in <i>Arthrospira platensis</i> cultivation : Coagulation and adsorption to reuse <i>A. platensis</i> medium", <i>Journal of Chemical Technology & Biotechnology</i>, 2015.</p> Publication	<1 %
34	<p>N Hidayah, P D Darsono, M Elma', Mahmud, I Syauqiah, H R Akbar, A Amenia, D G L Putra, N Huda, A Rahma. "Membranes adsorber from oil palm empty fruit branches (OPEFB): preparation and fabrication", <i>IOP Conference Series: Materials Science and Engineering</i>, 2022</p> Publication	<1 %
35	dokumen.pub Internet Source	<1 %

36	etd.lib.metu.edu.tr Internet Source	<1 %
37	journals.itb.ac.id Internet Source	<1 %
38	pubs.acs.org Internet Source	<1 %
39	res.mdpi.com Internet Source	<1 %
40	ulm.ac.id Internet Source	<1 %
41	www.deswater.com Internet Source	<1 %
42	www.ncbi.nlm.nih.gov Internet Source	<1 %
43	www.uts.edu.au Internet Source	<1 %
44	Jasmina Agbaba, Aleksandra Tubić, Božo Dalmacija, Malcolm Watson, Jelena Molnar, Srđan Rončević, Snežana Maletić. "Investigation of the impact of ozone pretreatment and powdered activated carbon addition on the removal of natural organic matter by coagulation", <i>Desalination and Water Treatment</i> , 2014 Publication	<1 %

45

"Nanotechnology in Environmental Science",
Wiley, 2018

Publication

<1 %

46

Eunmi Park, Marietta Seifert, Gayatri K. Rane,
Siegfried B. Menzel, Thomas Gemming,
Kornelius Nielsch. "Stress and Microstructure
Evolution in Mo Thin Films without or with
Cover Layers during Thermal-Cycling",
Materials, 2020

Publication

<1 %

47

Nidal Hilal, Mohammed Al - Abri, Hilal Al -
Hinai. "Enhanced Membrane Pre - Treatment
Processes using Macromolecular Adsorption
and Coagulation in Desalination Plants: A
Review", Separation Science and Technology,
2006

Publication

<1 %

Exclude quotes Off

Exclude matches Off

Exclude bibliography On