

Removal Natural Organic matter (NOM) in Peat Water from Wetland Area by Coagulation-Ultrafiltration Hybrid Process with Pretreatment Two Stage Coagulation

by Chairul Abdi

Submission date: 19-Apr-2023 11:19PM (UTC-0400)

Submission ID: 2069957591

File name: 88-233-1-PB.pdf (449.73K)

Word count: 4512

Character count: 23806

9 Removal Natural Organic Matter (NOM) in Peat Water from Wetland Area by Coagulation-Ultrafiltration Hybrid Process with Pretreatment Two-Stage Coagulation

MAHMUD*, CHAIRUL ABDI*, AND BADARUDDIN MU'MIN*

ABSTRACT

12
The primary problem encountered in the application of membrane technology was membrane fouling. During this time, hybrid process by coagulation-ultrafiltration in drinking water treatment 15 has been conducted by some research, using by one-stage coagulation. The goal of this research was to investigate the effect of two-stage coagulation as a pretreatment towards performance of the coagulation-ultrafiltration hybrid process for removal NOM in the peat water. Coagulation process, either with the one-stage or two-stage coagulation was very good in removing charge hydrophilic fraction, i.e. more than 98%. NOM fractions of the peat water, from the most easily removed by the two-stage coagulation and one-stage coagulation process was charged hydrophilic>strongly hydrophobic>weakly hydrophobic>neutral hydrophilic. The two-stage coagulation process could removed UV₂₅₄ and colors with a little better than the one-stage coagulation at the optimum coagulant dose. Neutr 13 hydrophilic fraction of peat water NOM was the most influential fraction of UF membrane fouling. The two-stage coagulation process better in removing the neutral hydrophilic fraction, while removing of the charged hydrophilic, strongly hydrophobic and weakly hydrophobic similar to the one-stage coagulation. Hybrid process by pretreatment with two-stage coagulation, beside can increased removal efficiency of UV₂₅₄ and color, also can reduced fouling rate of the ultrafiltration membrane. It must not exceed 250 words, contains a brief summary of the text, covering the whole manuscript without being too elaborate on every section. Avoid any abbreviation, unless it is a common knowledge or has been previously stated.

Keywords: Ultrafiltration; NOM; peat water; fouling; two-stage coagulation

INTRODUCTION

2
Natural organic matter (NOM) is a heterogeneous mixture of several organic materials including macromolecular humic substances, smaller molecular weight hydrophilic acids, proteins, lipids, carboxylic acids, amino acids, carbohydrates, and hydrocarbons. The presence of NOM causes a broad range of problems in drinking water treatment operations (Zularisam et al., 2009). Ultrafiltration (UF) is use in a wide variety of applications, one of which is drinking water treatment. The primary problem encountered in the application of membrane technology is membrane fouling (Carrol et al., 2000; Kim et al., 2006; Dong et al., 2007; Zularisam et al., 2009).

39
Fouling can cause flux decline, resulting in an increase in the cost of production of drinking water and even replacement of membrane (Dong et al., 2007). A primary factor for membrane fouling and poor permeate quantity is natural organic matter (NOM) (Carrol et al., 2000; Kim et al., 2006; Dong et al., 2007; Zularisam et al., 2009). Pretreatment such as coagulation, adsorption, and ozonation, before the membrane technology, had been used to remove NOM and to mitigate fouling (Dong et al., 2007; Zularisam et al., 2009). Mahmud and Notodarmojo (2006) also found that pretreatment coagulation can improve performance ultrafiltration membrane, especially increasing removal of color and organic matter as well as reduction fouling. Coagulation is more widely applied and researched because of the low cost and easy use (Dong et al., 2007).

It has been shown that coagulation could indeed improve the flux (Mahmud and

Correspondence : Mahmud, FT Lambung Mangkurat University, Banjarbaru, Indonesia

Notodarmojo, 2006; Zularisam *et al.*, 2009). Phenomenon fouling of membrane may be associated with the properties of NOM such as hydrophobicity, hydrophilicity, and molecular weight distribution (Zularisam *et al.*, 2009). Mahmud and Notodarmojo (2006) reported humic substances in peat water used fouling to ultrafiltration membrane. Carroll *et al.* (2000) reported with more specific that the neutral hydrophilic fraction of NOM could cause significant fouling. Fan *et al.* (2001) found that the primary factor affecting the flux decline is also the neutral hydrophilic fraction. Cho *et al.* (2000) reported that a higher MW of hydrophilic fraction is responsible for the flux decline. However, Nilson and DiGiano (1996) investigated the influence of hydrophobic and hydrophilic NOM on microfiltration and their studies showed that the hydrophobic NOM fraction was responsible for nearly all of the flux decline and the hydrophilic NOM fraction caused little flux decline. Li and Chen (2004) found that NOM with a small MW was responsible for fouling. On the basis of previous studies by several researchers, it can be concluded that the influence of the properties of NOM on fouling is not well elucidated.

During this time, hybrid process by coagulation-ultrafiltration or coagulation-microfiltration in drinking water treatment that has been conducted by some research using one stage coagulation. Those completed research that using one stage coagulation pretreatment in membrane process are Carroll *et al.* (2000); Fan *et al.* (2001); Mahmud and Notodarmojo (2006); and Dong *et al.* (2007). According to Wahlroos (1991), Carlson *et al.* (2000), Fearing *et al.* (2004) and Fitria (2008), two stages coagulation can improve quality of water that produced by coagulation process. Two stages coagulation also can reduce of the used coagulant dose to produce quality of water which similar by one stage coagulation process (Wahlroos, 1991; Fitria, 2008). Fearing *et al.* (2004) found that two stages coagulation also can increase degree of the hydrophobic and hydrophilic NOM removal. Application of two stage coagulation for removal NOM is very

good for sources waters that have high concentration of NOM (Wahlroos, 1991; Carlson *et al.*, 2000; Fitria, 2008).

The goals of this research was to investigate the effect of two-stage coagulation as a pretreatment towards performance of the coagulation-ultrafiltration hybrid process for removal NOM in the peat water.

MATERIALS AND METHODS

This section should contain sufficient technical information to enable the experiments to be reproduced successfully

Raw water source and NOM fractionation. The source water use in this study was obtained from the Gambut district, located about 40 km from Banjarmasin city of South Kalimantan and called as "peat water". The fractionation of NOM in the peat water follows procedures which have conducted by Fan *et al.* (2001) and Dong *et al.* (2007) shown in Figure 1. The raw water adjusts to pH 2, and feed onto a Supelite DAX-8 resin, which retain the strong, hydrophobic organic matter. This fraction was eluting with 1M OH. The unabsorbed fraction from the DAX-8 resin was feed onto an Amberlite XAD-4 resin, which retain the weak hydrophobic organic matter. The fraction which retain by Amberlite XAD-4 resin also elute with NaOH. The unabsorbed fraction from the XAD-4 resin was feed onto an Amberlite IRA-958 anion exchange resin, which retain the charged material. This fraction was eluting with a 1M NaOH/1M NaCl mixture. The remaining neutral material was not retaining by any of the resins. Polyaluminium chloride (PACl) coagulant was used in one-stage coagulation and two-stage coagulation process.

Experimental set-up of coagulation and ultrafiltration. Figure 2 presents the experimental scheme of the coagulation and UF unit. The coagulation process conducted with PACl doses for one and two stage coagulation.

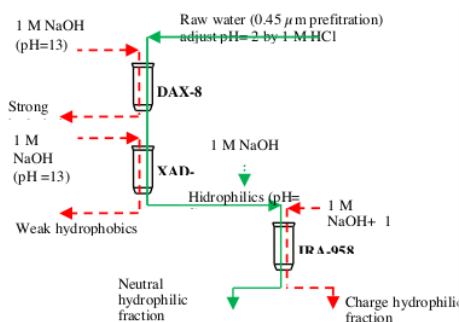


Figure.1. Outline of raw water fractionation procedure

For one stage coagulation, about 500mL sample stirring rapidly 100 rpm for 1 min, follow by 10 min slow mixing 40 rpm, then the stirrer was stopped and the flocs were allowed to settle for 20 min. For two stages coagulation, after water stirring rapidly 100 rpm for 1 min, pH water to be adjusting again to the optimum pH and then follow the steps for one stage coagulation process. All steps repeat still an optimum dosage of coagulants was achieved. Then the supernatant was filled into a UF process, which was given pressure with nitrogen gas and operating pressure 0.1 MPa. The resulted permeate was analyzed for color and UV₂₅₄.

The effectiveness of a membrane is measured on how much of the feed material is retained during operation and calculates using the following equation:

$$R(\%) = \left(1 - \frac{C_{pi}}{C_{bi}}\right) \times 100$$

where C_{pi} and C_{bi} are permeate and bulk or feed concentrations respectively for sample i . Membrane flux was a measure of the permeate flow rate and calculate using equation:

$$J = \frac{1}{A} \frac{dV}{dt}$$

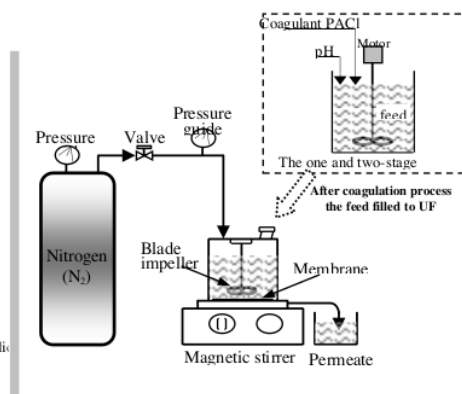


Figure.2. Schematic diagram of ultrafiltration apparatus

where J is the membrane flux ($Lm^{-2}h^{-1}$), A is the area of the membrane (m^2), V is the filtrate volume (L) and t is time (h).

Analytical methods. Parameters which analyzed include pH, turbidity, true color and ultraviolet absorbance at 254 nm (UV₂₅₄). Turbidity was determined using a turbidimeter (2100P, Hach) and was expressed in nephelometric turbidity units (NTU). True color was measured using a quartz cell at 456 nm and calibrated against a Platinum/Cobalt standard (Mahmud *et al.*, 2008). A Platinum-Cobalt solution of 500 mg/L concentration was used to prepare color standards from 0 to 30 PtCo Units in accordance with method described in Standard Methods, Section 118. A UV-vis spectrophotometer (Beckman DU-600) was used to determine UV₂₅₄ was measured through a 1 cm quartz cell.

Samples for true color and UV₂₅₄ were filtered through 0.45 μm membranes. Automatic TOC analyzer (Model TOC-103, Toray) was used to measure concentration of dissolved organic carbon (DOC).

RESULTS AND DISCUSSION

1.1 Raw water fractionation

Quality of peat water used in this study had a slightly acidic pH and content of true color and UV₂₅₄ absorbance was high. According to Youet *et al.* (1999), for humic acid with a large molecular weight with a little value of

UV₄₆₅/UV₆₅₆ ratio (i.e., <5) and high ratio of UV₄₆₅/UV₆₅₆ value indicated as fulvic acid with low molecular weight (6 < UV₄₆₅/UV₆₅₆ < 18.5). Based on value of UV₄₆₅/UV₆₅₆ ratio of 4.67 was smaller than 5, the peat water in the Gambut district of South Kalimantan had a high content of humic acids with large molecular weight [26].

SUVA₂₅₄ is defined as the UV₂₅₄ absorbance divided by the dissolved organic carbon (DOC) concentration [45] of the sample and reported in units of L/mg.m.

Table 1. Characteristic of the peat water in Gambut District

No	Parameter	unity	Result
1	pH	-	5.36 – 5.51
2	True color	Unit PtCo	352.6
3	DOC	mgC/L	20.5
33	UV ₂₅₄	1/cm	1.2156
5	SUVA ₂₅₄	L/mg.m	5.93
6	UV ₄₆₅ /UV ₆₅₆	1/cm	4.67
7	Conductivity	µS/cm	58
8	Turbidity	NTU	14

Table 2. Fractional components of the peat water NOM based on UV₂₅₄ measurement (%)

Fraction	UV ₂₅₄ (cm ⁻¹)	Fraction relative of NOM (%)
16		
Strongly hydrophobic	0.7512	61.8
Weakly hydrophobic	0.1787	14.7
Charged hydrophilic	0.1605	13.2
Neutral hydrophilic	0.1252	10.3

By combining b [10] UV₂₅₄ and DOC into a single parameter, SUVA₂₅₄ is used as an indicator of the aromatic character of the organic matter. According to Cheng *et al.* (2005) and Zularisam *et al.* (2009), a high SUVA₂₅₄ value (i.e., >4 L/mg.m) indicated hydrophobic nature of NOM in a sample, so that for peat water with SUVA₂₅₄ value of 5.93 (>4 L/mg.m) indicated that the peat water was more hydrophobic and aromatic.

The UV₂₅₄ absorbance and their relative percentages in the peat water NOM fractions

are shown in **Table 2**. The UV₂₅₄ distribution was approximately 61.8% strongly hydrophobic, 14.7% weakly hydrophobic, 13.2% charged hydrophilic, and 10.3% neutral hydrophilic. These results showed that the peat water was more hydrophobic character with a large molecular weight, thus more easily removed through coagulation process. Character of the peat water was similar with some research which have been conducted about NOM character of surface water, that hydrophobic fraction was the largest fraction of more than 50% (Zularisam *et al.*, 2009; Donget *et al.*, 2007; Fanet *et al.*, 2001; Carroll *et al.*, 2000). Hydrophobic fraction of NOM was a fraction that more easily removed through coagulation process, while the hydrophilic fraction was difficult to remove by coagulation process (Carroll *et al.*, 2000; Fanet *et al.*, 2001; Donget *et al.*, 2007).

1.2 Performance one-stage and two-stage coagulation process

Effect of peat water pH on removal of UV₂₅₄ with a different coagulant dose is shown in **Figure 3**.

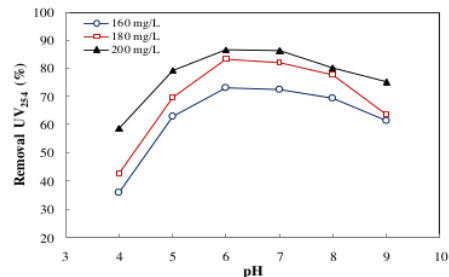


Figure 3. Performance of one-stage coagulation as a function of pH

At pH 4, removal of UV₂₅₄ was small, then increased considerably when the pH value was raised to pH 6. At pH 7, removal of UV₂₅₄ slightly lower than pH 6, then tended decreased when the pH was increased to alkaline conditions. Mahmud and Notodarmojo (2006) also obtain similar of optimum pH in peat water treatment using the PACl coagulant of 6.5. Therefore, pH 6 was used as an optimum pH in the one-stage coagulation and two-stage coagulation process.

Effect of dose coagulant on one-stage coagulation toward removal of UV₂₅₄ and color is shown in **Figure 4**. Removal of UV₂₅₄ and color of the peat water had a large and almost had same tendency. The trend was almost the same between removal of color and UV₂₅₄, because color contained in the peat water was mainly caused by organic matter content, which was represented by value of UV₂₅₄ (Ratnaweera *et al.* 2006), so that the removal of UV₂₅₄ in peat water was also the removal of color. The UV₂₅₄ removal increased when the coagulant dose was increased from 160 to 260mg/L, whereas at doses > 260mg/L removal of UV₂₅₄ color becomes small. This was because with the PACl dosage at a higher level, restabilization occurred, resulting in higher UV₂₅₄ absorbance and color in the treated water (Chang *et al.*, 2004; Gao and Yue, 2005).

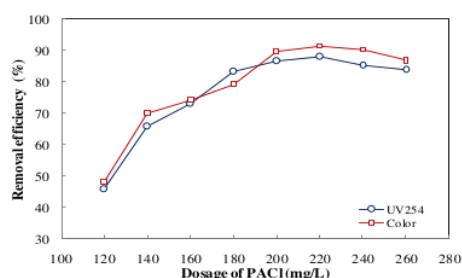


Figure 4. Removal of UV₂₅₄ and color by one-stage coagulation as a function of PACl dosage

Removal of UV₂₅₄ and color in the peat water by one-stage coagulation at the optimum coagulant dose 220mg/L reached 88.1% and

91.5%, respectively. Similar results for the removal of UV₂₅₄ using PACl coagulant, had been conducted by Gao and Yue (2005) which was about 90.2%.

The result of the removal of each NOM fraction after one-stage coagulation and two-stage coagulation process with PACl dose of 220mg/L is shown in **Table 3**. In the one-stage coagulation process, the charged hydrophilic fraction was the largest fraction of NOM that was removed about 98.5%, while the hydrophilic neutral fraction was the smallest, only 2.1%. In the two-stage coagulation process, the largest removal of NOM fraction was charged hydrophilic about 98.8%, while the removal of neutral hydrophilic NOM fraction was higher than the one-stage coagulation of 12.1%. The resulted removal to the charged hydrophilic NOM fraction also consistent with that found by Tran *et al.* (2006), whereby the charged hydrophilic fraction of NOM was the largest fraction is removed, either using alum or iron-based coagulant that was 100%. These results are so consistent with stated by Sayet *et al.* (2007) and Carrol *et al.* (2000) that coagulation process was known preferentially remove the hydrophobic and charged compounds of NOM. The relative fraction of hydrophilic neutral increased more than 75% after one and two-stage coagulation process, while the fraction of strongly hydrophobic, weakly hydrophobic and charged hydrophilic was decreased.

Table 3. Removal of NOM fractions after the one-stage and two-stage coagulation of the peat water with a dose of 220mg/L PACl

Fraction	Fraction relative (%)	One-stage coagulation		Two-stage coagulation	
		Removal (%)	Fraction relative (%)	Removal (%)	Fraction relative (%)
Strongly hydrophobic	61.8	96.8	14.8	97.4	13.1
Weakly hydrophobic	14.7	92.6	8.6	91.7	10.1
Charged hydrophilic	13.2	98.5	1.5	98.8	1.3
Neutral hydrophilic	10.3	2.1	75.1	12.1	75.4

1.3 Membrane fouling of the fraction NOM in peat water

Relative flux of membrane UF versus time for NOM of peat water is shown in **Figure 5**. During 60 minutes of filtration, relative flux decline more slowly to fraction of strongly hydrophobic, weakly hydrophobic and charge hydrophilic of 56%, 51% and 53%, respectively. However, for the hydrophilic neutral fraction decreased very quickly, which was 36%. The rate of fouling for unfractionated of peat water slightly faster than the neutral hydrophilic fraction, relative flux decreased about 29% after 60 minutes. Therefore, the fouling that occurred in the peat water was caused by NOM with had character of neutral hydrophilic.

According to Carroll *et al.* (2000), the charged hydrophilic fraction was predominantly of material with high molecular weight (MW), whereas the neutral hydrophilic fraction was predominantly material with low MW.

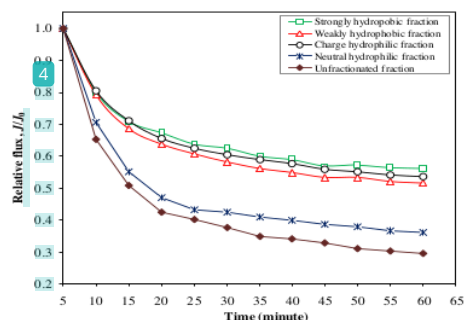


Figure 5. Relative flux versus time for the four peat water NOM fraction and unfractionated.

Based on these results, UF membrane fouling in peat water treatment was caused by the neutral hydrophilic fraction of NOM with low BM. Carroll *et al.* (2000), Fan *et al.* (2001) and Dong *et al.* (2007) also found similar results, that the hydrophilic neutral fraction was a fraction of NOM caused membrane fouling in micro filtration membrane. Kim *et al.* (2006) also states that adsorptive foulants in membrane microfiltration may be considered as the neutral fraction was present

in hydrophobic and/or hydrophilic NOM components.

1.4 Effect of one-stage and two-stage coagulation pretreatment on the filtration flux

Effect of the one-stage and two-stage coagulation toward the flux decline is shown in **Figure 4**. This result showed that, decreasing influx for the one-stage coagulation slightly faster than the two-stage coagulation. During the 60-minutes filtration time, the relative flux values for the one-stage coagulation pretreatment of 64% and for the two-stage coagulation pretreatment 67%. While, decreasing influx for UF alone was very fast, with the relative value of flux for 60 minutes at 30%. These results indicated that the use of one-stage and two-stage coagulation was found to reduce the fouling that occurred. The two-stage coagulation pretreatment slightly better than the one-stage coagulation in terms of reduction of membrane fouling.

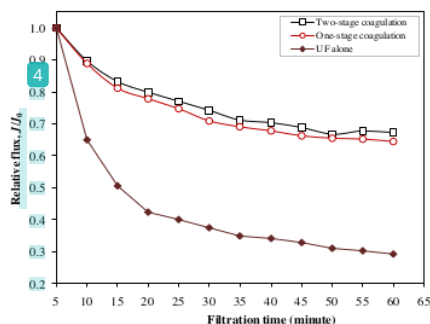


Figure 6. Effect of coagulation type of the peat water NOM on flux decline with a dosage of coagulant 220mg/L

This was because removal of neutral hydrophilic fraction was slightly larger for the two-stage coagulation than the one-stage coagulation (Table 3), where from some previous research results, had been declared that the neutral hydrophilic fraction of NOM was responsible for membrane fouling (Carroll *et al.*, 2000; Fan *et al.*, 2001; Dong *et al.*, 2007).

1.5 Effects of one-stage and two-stage coagulation on removal UV₂₅₄ and color

Removal of UV₂₅₄ and color in the one-stage coagulation (OSC) and two-stage coagulation (TSC) as well as hybrid process (OSC-UF and TSC-UF) at different coagulant doses are shown in Table 4. At the optimum coagulant dose of 220 mg/L, removal of UV₂₅₄ and color increased to above 96% for the OSC-UF and above 97% for the TSC-UF. These results suggest that TSC-UF hybrid processes in addition to reducing membrane fouling, also can improve the level of removal of UV₂₅₄ and color.

These results were consistent with the Bose and Reckhow (2007). For the same amount of coagulant dose. Two-stage coagulation process had as slightly better than the one-stage coagulation process in removing the UV₂₅₄. Different results obtained by Fitria (2008) who found that with two-stage coagulation process can reduce the amount of coagulant dosage used to obtain removal of color and organic were the same in one-stage coagulation process. This difference may be caused by the character of NOM in water sources and coagulant that used was different.

Table 4. Removal of UV₂₅₄ by one-stage coagulation/OSC, two-stage coagulation/TSC and hybrid process (OSC-UF and TSC-UF) with variety dose of coagulant.

Dose of PACl (mg/L)	Parameter	OSC (%)	OSC-UF (%)	TSC (%)	TSC-UF (%)
220 (optimum dose)	True color	91.5	96.6	91.4	97.5
	UV ₂₅₄	88.1	96.1	90.6	97.3
200	True color	89.8	95.7	90.8	96.2
	UV ₂₅₄	86.7	95.3	90.1	96.8
180	True color	79.3	93.4	87.6	94.2
	UV ₂₅₄	83.5	92.9	86.2	92.7
160	True color	74.2	90.2	79.7	91.4
	UV ₂₅₄	73.0	89.7	79.4	89.5

CONCLUSIONS

1. Coagulation process, either with the one-stage or two-stage coagulation was very good in removing charge hydrophilic fraction, i.e. more than 98%.
2. NOM fractions of the peat water, from the most easily removed by the two-stage coagulation and one-stage coagulation process was charged hydrophilic > strongly hydrophobic > weakly hydrophobic > neutral hydrophilic.
3. The two-stage coagulation process could removed UV₂₅₄ and colors with a little better than the one-stage coagulation at the optimum coagulant dose.
4. Neutral hydrophilic fraction of peat water NOM was the most influential fraction toward fouling of UF membrane.
5. The two-stage coagulation process better in removing the neutral hydrophilic fraction, while removing of the charged hydrophilic,

6. Hybrid process by pretreatment with two-stage coagulation, beside can increase removal efficiency of UV₂₅₄ and color, also can reduce membrane fouling, although only slightly better than the hybrid process by pretreatment with one-stage coagulation.

REFERENCES

- Bose, P. and D.A. Reckhow. (2007). The effect of ozonation on natural organic matter removal by alum coagulation. *Water Research*, 41, 1516-1524
- Carlson, K.H.. ASCE and D. Gregory. (2000). Optimizing water treatment with two-stage coagulation. *Journal of Environmental Engineering*, 126(6), 0556-0561
- Carroll, T., S. King, S.R. Gray, B.A. Bolto and N.A. Booker. (2000). The fouling of microfiltration membranes by NOM after coagulation treatment. *Water Research*, 34(11), 2861-2868
- Chang, E.-E., P.-C. Chiang, S.-H. Chao and C.-H. Liang. (2004). Reduction of Natural Organic Matter and Disinfection By-Product Precursors by

- Coagulation and Adsorption. *Practice Periodical of Hazardous, Toxic, and Radioactive Waste Management*, 8(1), 57-64
- Cho, J., G. Amy and J. Pellegrino. (2000). Membrane filtration of natural organic matter: factors and mechanisms affecting rejection and flux decline with charged ultrafiltration (UF) membrane. *Journal Membrane Science*, 164, 89-110.
- Dong, B.-Z., Y. Chen, N.-Y. Gao and J.-C. Fan. (2007). Effect of coagulation pretreatment on the fouling of ultrafiltration membrane. *Journal of Environmental Sciences*, 19, 278-283
- Fan, L., J.L. Harris, F.A. Roddick and N.A. Booker. (2001). Influence of the characteristics of natural organic matter on the fouling of microfiltration membranes. *Water Research*, 35(18), 4455-4463
- Fearing, D.A., E.H. Goslan, J. Banks, D. Wilson, P. Hillis, A.T. Campbell and S.A. Parsons. (2004). Staged coagulation for treatment of refractory organics. *Journal Environmental Engineering*, 130(9), 975-982.
- Fitria, D. (2008). *Reduction color and organic matter of peat water with two-stage coagulation*. Thesis of Engineering Magister in Environmental Engineering Department. Bandung Institute of Technology, Bandung
- Gao, B.-Y. and Q.-Y. Yue. (2005). Natural Organic Matter (NOM) Removal from Surface Water by Coagulation. *Journal of Environmental Science*. 17(1), 124-127
- Gray, S.R., C.B. Ritchie, T. Tran and B.A. Bolto. (2007). Effect of NOM characteristics and membrane type on microfiltration performance. *Water Research*. 41. 3833- 3841
- Kim, H.-C., J.-H. Hong and S. Lee. (2006). Fouling of microfiltration membranes by natural organic matter after coagulation treatment: A comparison of different initial mixing conditions. *Journal of Membrane Science*, 283, 266-272
- Li, C.-W. and Y.-S. Chen. (2004). Fouling of UF membrane by humic substance: Effect of molecular weight and powder-activated carbon (PAC) pre-treatment. *Desalination*, 170, 59-67.
- Mahmud and Suprihanto Notodarmojo. (2006). Treatment peat water becomes drinking water using hybrid process pre-coagulation-ultrafiltration by dead end system. *Jurnal Teknik Lingkungan FTSL-ITB Edisi Khusus*, Buku 2, 91-102.
- Mahmud, Badaruddin Mu'min and Suprihanto Notodarmojo. (2008). Treatment peat water with the adsorption-ultrafiltration hybrid process using peat clay soil as adsorbent. *Jurnal Teknik Lingkungan FTSL-ITB*, 14(1), 16-26.
- Nilson, J.A. and F.A. DiGiano. (1996). Influence of NOM composition on nanofiltration. *Journal AWWA*, 88(5), 53-66.
- Ratnaweera, H., E. Gjessing and E. Oug. (1999). Influence of physical-chemical characteristics of natural organic matter (NOM) on coagulation properties: an analysis of eight Norwegian water sources. *Water Science Technology*. 40(4). 89-95
- Tran, T., S.R. Gray, R. Naughton and B.A. Bolto. (2006). Polysilicoferrite for improved NOM removal and membrane performance. *J. Membr. Sci*, 280, 560-571.
- Wahlroos, G. (1991). The realization of activated carbon filtration in a water purification process for highly humic water by two-stage iron (III) salt coagulation. *J. Water SRT-Aqua*, 40(4), 211-216.
- Zularisam, A.W., A.F. Ismail, M.R. Salim, Mimi Sakinah and T. Matsuura. (2009). Application of coagulation-ultrafiltration hybrid process for drinking water treatment: Optimization of operating conditions using experimental design. *Separation and Purification Technology*, 65, 193-

Removal Natural Organic matter (NOM) in Peat Water from Wetland Area by Coagulation-Ultrafiltration Hybrid Process with Pretreatment Two Stage Coagulation

ORIGINALITY REPORT

17%

SIMILARITY INDEX

7%

INTERNET SOURCES

15%

PUBLICATIONS

2%

STUDENT PAPERS

PRIMARY SOURCES

1	www.grafiati.com Internet Source	1%
2	psrcentre.org Internet Source	1%
3	Song, Y.. "Huangpu River water treatment by microfiltration with ozone pretreatment", Desalination, 20100101 Publication	1%
4	nur.nu.edu.kz Internet Source	1%
5	"Water Scarcity and Ways to Reduce the Impact", Springer Science and Business Media LLC, 2019 Publication	1%
6	Mika Sillanpää, Sari Metsämuuronen, Anu Matilainen, Mika Mänttari. "Integrated methods", Elsevier BV, 2023 Publication	1%

7	Kabsch-Korbutowicz, M.. "Impact of pre-coagulation on ultrafiltration process performance", <i>Desalination</i> , 20060610	1 %
Publication		
8	Myat, Darli T., Max Mergen, Oliver Zhao, Matthew B. Stewart, John D. Orbell, and Stephen Gray. "Characterisation of organic matter in IX and PACI treated wastewater in relation to the fouling of a hydrophobic polypropylene membrane", <i>Water Research</i> , 2012.	1 %
Publication		
9	ppjp.ulm.ac.id	1 %
Internet Source		
10	Sungsu Kim, Jintae Kim, Gyutae Seo. "Iron oxide nanoparticle-impregnated powder-activated carbon (IPAC) for NOM removal in MF membrane water treatment system", <i>Desalination and Water Treatment</i> , 2013	1 %
Publication		
11	Submitted to Durban University of Technology	<1 %
Student Paper		
12	Hatt, J.W.. "Precoagulation-microfiltration for wastewater reuse", <i>Water Research</i> , 20111201	<1 %
Publication		

13

Kenneth H. Carlson, Dean Gregory.
"Optimizing Water Treatment with Two-Stage
Coagulation", Journal of Environmental
Engineering, 2000

Publication

<1 %

14

E.-E. Chang, Pen-Chi Chiang, Su-Huei Chao,
Chung-Huei Liang. "Reduction of Natural
Organic Matter and Disinfection By-Product
Precursors by Coagulation and Adsorption",
Practice Periodical of Hazardous, Toxic, and
Radioactive Waste Management, 2004

Publication

<1 %

15

repository.ntu.edu.sg

Internet Source

<1 %

16

T Carroll. "Polyelectrolyte-grafted
microfiltration membranes to control fouling
by natural organic matter in drinking water",
Journal of Membrane Science, 2002

Publication

<1 %

17

researchbank.rmit.edu.au

Internet Source

<1 %

18

Hyun-Chul Kim, Jong-Hyun Hong, Seockheon
Lee. "Fouling of microfiltration membranes by
natural organic matter after coagulation
treatment: A comparison of different initial
mixing conditions", Journal of Membrane
Science, 2006

Publication

<1 %

19 Fan, L.. "Influence of the characteristics of natural organic matter on the fouling of microfiltration membranes", Water Research, 200112

Publication

<1 %

20 James A. Nilson, Francis A. DiGiano. "Influence of NOM composition on nanofiltration", Journal - American Water Works Association, 1996

Publication

<1 %

21 H.C. Kim. "The fouling of ultrafiltration membranes by natural organic matter after chemical coagulation treatment with different initial mixing conditions", Water Science & Technology Water Supply, 09/2006

Publication

<1 %

22 R. Fabris. "Evaluation of chitosan as a natural coagulant for drinking water treatment", Water Science & Technology, 04/2010

Publication

<1 %

23 Chun-Hsi Lai, Yung-Chen Chou, Hsuan-Hsien Yeh. "Assessing the interaction effects of coagulation pretreatment and membrane material on UF fouling control using HPSEC combined with peak-fitting", Journal of Membrane Science, 2015

Publication

<1 %

24

Han, Nana, Guohe Huang, Chunjiang An, Shan Zhao, Yao Yao, Haiyan Fu, and Wei Li. "Removal of Sulfonated Humic Acid through A Hybrid Electrocoagulation-Ultrafiltration Process", Industrial & Engineering Chemistry Research, 2015.

Publication

<1 %

25

Tang, S.. "Role of dissolved organic matters (DOM) in membrane fouling of membrane bioreactors for municipal wastewater treatment", Journal of Hazardous Materials, 20100615

Publication

<1 %

26

Cai, Zhenxiao, Jaeshin Kim, and Mark M. Benjamin. "NOM Removal by Adsorption and Membrane Filtration Using Heated Aluminum Oxide Particles", Environmental Science & Technology, 2008.

Publication

<1 %

27

Drogui, Patrick, and Rimeh Daghrrir. "Chlorine for Water Disinfection: Properties, Applications and Health Effects", Environmental Chemistry for a Sustainable World, 2015.

Publication

<1 %

28

Kimura, K.. "Irreversible membrane fouling during ultrafiltration of surface water", Water Research, 200408/09

<1 %

29

Muthia Elma, Amalia Enggar Pratiwi, Aulia Rahma, Erdina Lulu Atika Rampun et al. "Combination of Coagulation, Adsorption, and Ultrafiltration Processes for Organic Matter Removal from Peat Water", Sustainability, 2021

Publication

<1 %

30

espace.inrs.ca

Internet Source

<1 %

31

www.who.int

Internet Source

<1 %

32

theses.bham.ac.uk

Internet Source

<1 %

33

123dok.com

Internet Source

<1 %

34

A.W. Zularisam, A.F. Ismail, M.R. Salim, Mimi Sakinah, T. Matsuura. "Application of coagulation-ultrafiltration hybrid process for drinking water treatment: Optimization of operating conditions using experimental design", Separation and Purification Technology, 2009

Publication

<1 %

35

Bessiere, Y.. "Effect of hydrophilic/hydrophobic fractions of natural

<1 %

organic matter on irreversible fouling of membranes", Desalination, 20091130

Publication

36

Dong, B.Z.. "Effect of pH on UF membrane fouling", Desalination, 20060805

Publication

<1 %

37

Huang, H.. "Natural organic matter fouling of low-pressure, hollow-fiber membranes: Effects of NOM source and hydrodynamic conditions", Water Research, 200709

Publication

<1 %

38

Ji Hyang Kweon. "Evaluating Precipitative Softening as a Pretreatment for Ultrafiltration of a Natural Water", Environmental Engineering Science, 11/2002

Publication

<1 %

39

Kabsch-Korbutowicz, M.. "Water treatment using MIEX(R)DOC/ultrafiltration process", Desalination, 20080301

Publication

<1 %

40

Lijuan Deng, Hui-Hao Ngo, Wenshan Guo, Hongwei Zhang. "Pre-coagulation coupled with sponge-membrane filtration for organic matter removal and membrane fouling control during drinking water treatment", Water Research, 2019

Publication

<1 %

41 Sheng Li. "A pilot-scale study of backwashing ultrafiltration membrane with demineralized water", *Journal of Water Supply Research and Technology—AQUA*, 03/2010

Publication

<1 %

42 T. Sasaki. "Characterization of PVDF hollow-fiber membrane foulants on drinking water treatment", *Water Science & Technology Water Supply*, 12/2008

Publication

<1 %

43 agora.research4life.org

Internet Source

<1 %

44 kb.psu.ac.th:8080

Internet Source

<1 %

45 Harman, B.I.. "The use of iron oxide-coated ceramic membranes in removing natural organic matter and phenol from waters", *Desalination*, 20101015

Publication

<1 %

46 Lu Li, Chettiyappan Visvanathan. "Membrane technology for surface water treatment: advancement from microfiltration to membrane bioreactor", *Reviews in Environmental Science and Bio/Technology*, 2017

Publication

<1 %

47

Wang, Jie, Wenjin Liu, Hui Jia, and Hongwei Zhang. "Effects of recycling flocculation membrane filtration on drinking water treatment", *Journal of Water Supply Research and Technology—AQUA*, 2013.

Publication

<1 %

Exclude quotes Off

Exclude matches Off

Exclude bibliography On