

BUKTI KORESPONDENSI
ARTKEL PADA JURNAL INTERNASIONAL BEREPUTASI

Judul Artikel : Reduction in Carbon Dioxide Production of Tropical Peatlands Under Nitrogen Fertilizer with Coal Fly Ash Application

Penulis : Bambang J. Priatmadi, Meldia Septiana, Ronny Mulyawan, Hairil Ifansyah, Abdul Haris, Afiah Hayati, Muhammad Mahbub, Akhmad R. Saidy

Nama Jurnal, Vol., Hal., Tahun Terbit : Journal of Ecological Engineering 25 (2), 341-350, Tahun 2024

ISSN : 2299-8993

Tautan Jurnal : <http://www.jeeng.net/>

Tautan Artikel : <http://www.jeeng.net/Reduction-in-Carbon-Dioxide-Production-of-Tropical-Peatlands-Under-Nitrogen-Fertilizer,177594,0,2.html>

DOI : <https://doi.org/10.12911/22998993/177594>

Tautan Indeks : <https://www.scopus.com/sourceid/21100246533#tabs=1>

No.	Detail	Tanggal
1.	Manuscript submission: Covering letter dan manuscript	25 Nopember 2023
2.	Notifikasi dari editor in chief: Submission telah diterima jurnal	26 Nopember 2023
3.	Notifikasi dari editor: Revision is required	1 Desember 2023
4.	Notifikasi dari editor: Revised manuscript belum disubmit kembali ke jurnal	7 Desember 2023
5.	Respon penulis: Revisi telah dilakukan dan manuskrip dikirim kembali ke jurnal	21 Desember 2023
6.	Notifikasi dari editor: Revisiof of the manuscript telah diterima jurnal	21 Desember 2023
7.	Notifikasi dari editor: Artikel telah diterima (accepted)	23 Desember 2023
8.	Notifikasi dari editor: Proof version of article for publication Respon penulis: Setuju dengan proof version untuk publikasi	27 dan 31 Desember 2023

**1. Manuscript submission: Covering letter dan manuscript
(25 Nopember 2023)**

Banjarbaru, 25 November 2024

Prof. Gabriel Borowski
Editor in Chief
Journal of Ecological Engineering

Dear Prof. Gabriel Borowski,

I wish to submit a research article for publication in Journal of Ecological Engineering, titled "Reduction in Carbon Dioxide Production of Tropical Peatlands Under Nitrogen Fertilizer with Coal Fly Ash Application". The paper was coauthored by Meldia Septiana, Ronny Mulyawan, Hairil Ifansyah, Abdul Haris, Afiah Hayati, Muhammad Mahbub, Akhmad R. Saidy. All authors contributed to the study and the writing of the manuscript and have read and approved of the manuscript as it is being submitted.

This manuscript has not been published or presented elsewhere in part or in entirety and is not under consideration by another journal. We have read and understood your journal's policies, and we believe that neither the manuscript nor the study violates any of these. There are no conflicts of interest to declare.

Thank you for your consideration. I look forward to hearing from you.

Sincerely,

Bambang J. Priatmadi
Department of Soil, Faculty of Agriculture, Lambung Mangkurat University, Jalan Jenderal A. Yani
KM 36, Simpang Empat Banjarbaru, Kalimantan Selatan 70714, Indonesia

Reduction in Carbon Dioxide Production of Tropical Peatlands Under Nitrogen Fertilizer with Coal Fly Ash Application

Bambang J. Priatmadi^{1,3}, Meldia Septiana¹, Ronny Mulyawan², Hairil Ifansyah¹, Abdul Haris¹, Afiah Hayati¹, Muhammad Mahbub¹, Akhmad R. Saidy^{1,3}

¹ Department of Soil, Faculty of Agriculture, Lambung Mangkurat University, Jalan A. Yani KM 36, Simpang Empat Banjarbaru, Kalimantan Selatan 70714, Indonesia

² Department of Agroecotechnology, Faculty of Agriculture, Lambung Mangkurat University, Jalan A. Yani KM 36, Simpang Empat Banjarbaru, Kalimantan Selatan 70714, Indonesia

³ Doctoral Program of Agricultural Science, Postgraduate Program Lambung Mangkurat University, Jalan A. Yani KM 36, Simpang Empat Banjarbaru, Kalimantan Selatan 70714, Indonesia

Corresponding author: bj_priatmadi@ulm.ac.id

ABSTRACT

The utilization of nitrogen (N) fertilizer in peatlands, with the aim of increasing crop growth and production, is also reported to increase carbon dioxide (CO₂) emissions. The application of coal fly ash (CFA) to soil may change soil physico-chemical characteristics, thereby influence carbon mineralization, but its effect on CO₂ production is not yet clear. Consequently, the purpose of this study was to quantify the CO₂ production of tropical peatlands that received N fertilizer and CFA. In the laboratory experiment, CFA equivalent to the application of 150 Mg ha⁻¹ in the field was added to peatlands with and without N fertilizer. These mixtures were then incubated at 70% water-filled pore space (WFPS) for 30 days at room temperature. Carbon mineralization was measured on a 5-day basis, while several chemical characteristics of treated peatlands, including pH, hot water-soluble C, exchangeable-Ca, -Mg, -Fe, and -Al were measured at the conclusion of the incubation period. This study identified that N fertilizer application increased the CO₂ production of tropical peatlands from 29.25 g kg⁻¹ to 37.12 g kg⁻¹. Furthermore, the application of CFA on

tropical peatlands reduced CO₂ production of tropical peatlands with and without N fertilizer. Decreasing the amount of hot water-soluble carbon from peatlands may account for the reduced CO₂ production of peatlands with CFA. The study also showed that exchangeable-Ca, -Mg, -Fe, and -Al increased in peatlands with CFA application, and these multivalent cations were also attributed to a reduction of CO₂ production. In conclusion, the negative effects of N fertilizer application on peatlands in increasing CO₂ emission may be reduced by the application of CFA.

Keywords: carbon mineralization, carbon cycles, exchangeable cation, global warming, retention

INTRODUCTION

Tropical peatlands contribute significantly to carbon dioxide emissions as a result of the decomposition of organic carbon containing in the peats. These peatlands are formed over centuries through the accumulation of partially decayed plant material under waterlogged conditions (Osaki et al., 2021). In addition, this organic matter decomposes rapidly when peatlands were drained and converted into agricultural or industrial land, thereby emitting much carbon dioxide to the atmosphere (Mishra et al., 2021; Page et al., 2022). These areas are of particular concern as they contain some of the largest reserves of carbon in the world. Consequently, peatlands are a crucial focal point in the battle against climate change, as their destruction leads to the release of significant amounts of greenhouse gases into the atmosphere (Warren et al., 2017; Deshmukh et al., 2021).

The use of nitrogen fertilizer to enhance crop growth and production may have unintended consequences for tropical peatlands. Previous studies have indicated that adding nitrogen to the soil results in an increased rate of peat decomposition, leading to a greater release of carbon dioxide (Moore and Bubier, 2020). This is because nitrogen stimulates the growth of microorganisms that more actively break down the organic matter in the peatlands (Song et al., 2017; Song et al., 2022). Therefore, it is necessary to adopt sustainable and responsible farming practices that consider tropical peatlands in mitigating climate change.

As an industrial waste product generated by coal-fired power plants, coal fly ash (CFA) contains significant amounts of plant essential nutrients, including calcium, magnesium, sodium, and potassium (Kaur and Goyal, 2015; Bhatt et al., 2019; Mathapati et al., 2022). Consequently, CFA is frequently used to enhance the fertility of soil and plant growth. Furthermore, CFA neutralizes pH, reduces soil compaction, and improves soil structure (Tsadilas et al., 2018; Yadav and Pandita, 2019; Dwibedi et al., 2023). Accordingly, CFA increases the nitrogen and phosphorus (Singh et al., 2011; He et al., 2017), which promotes better plant growth and yield (He et al., 2017; Shakeel et al., 2021; Priatmadi et al., 2023). The results of previous studies indicated that CFA has a high potential to be utilized as ameliorant to increase soil quality and improve the production of crops.

CFA includes substantial cations, such as Ca, Mg, Al, and Fe, which influence biochemical reactions when applied to soils. Previous studies have shown that the presence of multivalent cation in soils, including Ca and Mg, suppresses carbon mineralization, thereby increasing the organic matter content (Das et al., 2019; Galicia-Andrés et al., 2021). Multivalent cation form organic carbon–cation complexes through a mechanism and function as a bridge between the negative charge and the functional groups of organic materials (Rakhsh et al., 2017; Solly et al., 2020). Application of CFA containing multivalent cation to peatlands may also decrease the rate of carbon mineralization, leading to reduction in CO₂ production. Even though there have been many studies on its use as a soil ameliorant, there is still very limited information on the role of CFA in suppressing carbon mineralization. Therefore, the aim of this study was to quantify the effect of CFA application on carbon mineralization in peatlands.

METHODS AND MATERIALS

Sampling of Peatlands and CFA

Peatlands sample (Hemic Histosols) were collected from the Desa Landasan Ulin Utara, Liang Anggang Sub-district, Banjarbaru Regency, South Kalimantan, Indonesia. The sampling was carried out from 0-30 cm depth in various sampling points, followed by meticulous cleansing cleaning of roots and plant litter,

and then homogenized. During peat sampling, bulk density (BD) was also determined using the ring soil sampler technique (Blake and Hartge, 1986). The sampled peat was then stored at 4 °C used for the study, and some was used to determine peat characteristics, as shown in Table 1.

CFA was sampled from dumping areas of a power plant situated at the Desa Asam Asam, Jorong Sub-district, South Kalimantan, Indonesia. Determination of the BD of CFA using the method of ring soil sampler (Blake and Hartge, 1986) was also carried out during sampling. After the sampling process was complete, CFA was air-dried, sieved to a size of 2.00 mm, then stored at 4 °C, and some were used for CFA characterization.

Incubation Experiment

The CFA effect on changes in mineralization of carbon in peatlands with nitrogen addition was quantified through an incubation study in the laboratory employing a completely randomized design. The treatment has 6 replications consisting of (1) peatlands without treatment/control (peat), (2) peatlands with CFA application (peat + CFA), (3) peatlands with nitrogen application (peat + N), and (4) peatlands with nitrogen and CFA application (peat + N + CFA). The amount of nitrogen and CFA added to peat is equivalent to 150 kg urea ha⁻¹ and 100 Mg ha⁻¹ in field application, respectively.

An amount of peat sample was placed in the incubation vessel (1.95 cm diameter), and then nitrogen and CFA based on the treatment were applied to the incubation vessel and combined equally with the peats. The amount of peat in the incubation vessel was measured to acquire the exact BD as the measurement results in the field following the compression to a depth of 2.0 cm. Aquadest was added carefully to the mixture of peats-nitrogen-CFA to acquire 70% water-filled pore space (WFPS), and compressed to a depth of 2.0 cm. The incubation vessel was placed in a 1000 mL Mason jar equipped with an airtight lid with rubber septa for gas sampling. The jar was then incubated for a duration of 30 days, in darkness, at a constant temperature. In the Mason jar, 15 mL distilled water is also placed in a 20 mL glass vial to retain humidity during the incubation period.

Table 1. Characteristics of peatlands and CFA. Numbers after \pm represent the standard deviation of the mean (n=3).

Characteristics	Peatlands	CFA
Peat decomposition:		
- von Post' scale ^a	H5	-
- Pyrophosphate index ^a (%)	27.87 \pm 6.34	-
- Rubbed fiber content ^a (%)	32.45 \pm 2.56	-
BD (Mg m ⁻³)	0.29 \pm 0.07	1.83 \pm 0.07
pH (H ₂ O) ^b	4.65 \pm 0.12	7.87 \pm 0.23
Organic carbon ^c (g kg ⁻¹)	265.78 \pm 4.76	3.87 \pm 0.08
Total nitrogen ^d (g kg ⁻¹)	2.76 \pm 0.05	0.58 \pm 0.05
Total phosphorous ^e (g kg ⁻¹)	12.56 \pm 4.56	4.56 \pm 0.76
Calcium ^f (mg kg ⁻¹)	2.21 \pm 0.06	867.45 \pm 9.65
Magnesium ^f (mg kg ⁻¹)	1.87 \pm 0.08	376.65 \pm 8.84
Aluminium ^f (mg kg ⁻¹)	3.45 \pm 0.12	487.34 \pm 9.88
Iron ^f (mg kg ⁻¹)	4.87 \pm 0.15	354.55 \pm 8.67
Manganese ^f (mg kg ⁻¹)	1.23 \pm 0.09	143.23 \pm 5.87
Cation exchangeable capacity ^g (cmol kg ⁻¹)	46.78 \pm 4.87	-

^aMethods for determination of physical properties of organic soils (Parent and Caron, 1993); ^bMethod of electrode glass in moist sample and water (1:5, mass:volume) (McLean, 1982); ^cMethod of wet oxidation Walkley-Black (Nelson and Sommers, 1996); ^dMethod of Kjeldahl (Bremer and Mulvaney, 1982); ^ePeat and CFA digested using 60% HClO₄ and then measured at 660 nm (Olsen and Sommers, 1982); ^fPeat and CFA digested using the mixture of HNO₃, HClO₄, as well as the concentration of cation in the digested solution were quantified utilizing an atomic absorption spectrophotometer (Barnhisel and Bertsch, 1982; Knudsen and Peterson, 1982; Lanyon and Heald, 1982; Olson and Ellis, 1982); ^gMethod of ammonium acetate (pH 7.0) (Rhoades, 1982).

The measurement of carbon mineralization was carried out every 5 days by taking out 10 mL of headspace gas in every jar utilizing syringe at a 10 mL. The sampled gas was then injected into a gas chromatograph (Shimadzu GC-14A equipped with a thermal conductivity detector) for CO₂ measurement.

Accurate water addition to the peat in each incubation vessel is also carried out every time the jar is periodically opened to maintain a consistent water content throughout the incubation period. Total carbon mineralization during a 30-day incubation period for each jar was determined as the total of each carbon mineralization quantified every 5 days and stated as the cumulative carbon mineralization.

After the completion of the incubation period, selected soil chemical characteristics were examined, including soil pH, hot-water soluble carbon, exchangeable Ca, Mg, Fe, and Al. The soil pH of incubated peat was specified using the method of glass electrode in water (1:5 = peat:water) (McLean, 1982), while the concentration of hot-water soluble carbon of the peat was measured using the anthrone-sulfuric acid technique (Grandy et al., 2000). Furthermore, the extraction of exchangeable Ca and Mg was carried out using ammonium acetate 1.0 N pH 7.0. For Al and Fe, KCl 1.0 N and 0.05 M EDTA (pH 7.0), were used for the extraction, respectively. The contents of Ca, Mg, Al, and Fe in the extracted solution were measured utilizing an atomic adsorption spectrophotometer (Barnhisel and Bertsch, 1982; Lanyon and Heald, 1982).

Data Analysis

This study used ANOVA (analysis of variance) to determine the impact of CFA application on the observed variables. The Bartlett and Shapiro-Wilk tests were completed on all observed variables before ANOVA to ensure the homogeneity of variance and the normal distribution of all data. Furthermore, the LSD (least significant difference) test was carried out at $P \leq 0.05$ when the treatments had a significant impact on the variables. All examinations were carried out utilizing the statistical package of GenStat 12th Ed. (Payne, 2008).

RESULTS AND DISCUSSIONS

Characteristics of Peatlands and CFA

The peat used in this study according to the von Post scale, pyrophosphate index, and rubbed fiber contents, was classified as moderately decomposed or hemic (McKinzie, 1974; Parent and Caron, 1993). This peat has a relatively low BD, namely 0.29 Mg m^{-3} with a very acidic soil reaction (pH = 4.65), as

shown in Table 1. Accordingly, the peatland respectively contains an organic C and total N contents reaching 266 g kg⁻¹ and 2.8 g kg⁻¹ (Table 1). Exchangeable Ca and Mg contents in the peat used were relatively low, with total Al and iron contents reaching 3 and 5 mg kg⁻¹, respectively (Table 1). Cation exchange capacity (CEC) of peat was very high at 47 cmol kg⁻¹ (Table 1).

CFA had a high BD (1.8 Mg m⁻³), with an alkaline reaction (pH 7.9). Furthermore, there was low organic C and total N content in CFA, but Ca, Mg, Al, Mn, and Fe were very high (Table 1). Having an alkaline pH with an increased level of Ca, Mg, Fe, and Al cation was characteristics commonly found in CFA (Bhatt et al., 2019; Laxmidhar and Subhakanta, 2020).

Effect of CFA on Carbon Mineralization of Peatlands with Nitrogen Addition

The study results showed that applying N fertilizer to peat increased carbon mineralization from 29 mg kg⁻¹ to 47 mg kg⁻¹, as shown in Figure 1. Based on the theory of substrate use, microorganisms prioritize the use of added N due to its relatively easier breakdown of the organic material, thereby leading to increased carbon mineralization (Wang et al., 2018). The addition of N does not increase carbon mineralization under conditions where the amount of C is limited for the microbial decomposition. However, when the amount of organic C is not a limiting factor, the addition of N will increase C mineralization (Song et al., 2014). Due to the high amount of organic C in the peat used in this study, it is expected that increasing N will stimulate C mineralization, resulting in a high CO₂ production. Previous studies have also shown increased C mineralization in soil with the N application (Gao et al., 2022; Luo et al., 2022).

Application of CFA increased pH from 3.8 to pH 5.5 in peat without N addition, and increased from pH 3.3 to pH 4.7 in peat with N addition (Figure 2A). Furthermore, peatlands with added N had a lower pH than those without N. The results also showed that changes in peatlands pH due to the treatments did not alter C mineralization in peatlands. This shows that C mineralization in peatlands in this study is not controlled by the pH of peatlands. In contrast, the results of previous studies showed that pH is the dominant

factor controlling C mineralization in peatlands (Preston and Basiliko, 2016; Zhang et al., 2020). No relationship was found between the rate of C mineralization and the changes in peat pH in this study was due to small changes caused by CFA application, namely from pH of 3.3-3.8 to pH of 4.7-5.5 (Figure 2A).

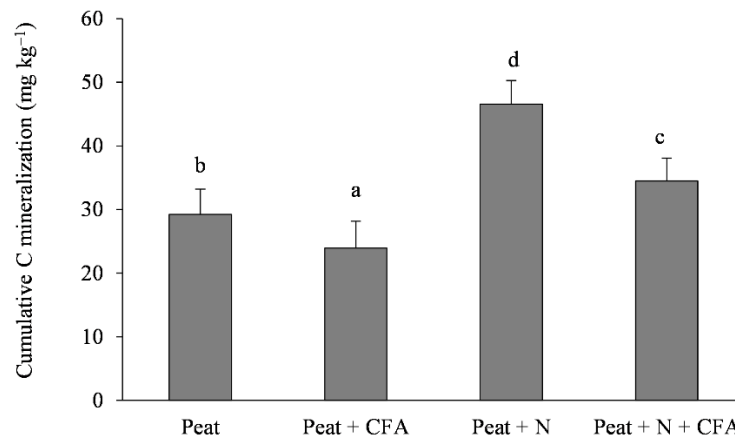


Figure 1. Carbon mineralization of peatlands under nitrogen addition with CFA application. The lines above the bar mean the standard deviation of the mean (n=6). Similar letters above the line show comparable effects of treatments according to the LSD test at $P < 0.05$

Carbon mineralization was reduced due to application of CFA to peatlands with and without the N application. The decrease in C mineralization was due to a low substrate availability with the addition of CFA. The decrease in the amount of substrate available for microbial decomposition occurs due to the binding process by multivalent cation present in CFA. A large amount of multivalent cation was present in CFA, including Ca, Mg, Al, and Fe (Table 1). The presence of these multivalent cation in peatlands result in the stabilization of the organic C containing in the peats through an adsorption process between the organic C and multivalent cation. This adsorbed organic C is resistant to microbial decomposition processes (Sowers et al., 2018; Liu et al., 2019). Prior examinations also showed that application of CFA reduces the substrate availability for microorganisms, therefore it produces low carbon mineralization in organic soils (Saidy et al., 2022) and mineral soils (Lim and Choi, 2014; Lim et al., 2017; Saidy et al., 2020).

A low substrate availability in peatlands for C mineralization with CFA application is showed by a decrease in hot-water soluble C, which is easily decomposable. Application of CFA to peatlands reduced the amount of hot water-soluble C from 12 mg kg⁻¹ to 8 mg kg⁻¹ in of peat without N and from 12 mg kg⁻¹ to 5 mg kg⁻¹ in those with N (Figure 1B). Hot-water soluble C is a form of carbon that is very easy to undergo microbial decomposition for CO₂ production (Soong et al., 2015; Miao et al., 2017). In a study used 11 varied peatlands based on nutrient status, land use, and temperature in an aerobic incubation study, Normand et al. (2021) showed that carbohydrate (hot-water soluble C) is the best predictor for aerobic CO₂ production. A low amount of hot-water soluble C with application of CFA reduced the amount of the C for microbial decomposition to produce CO₂. Furthermore, the result of a previous study showed a low CO₂ and CH₄ production results from a reduction in the amount of hot-water soluble C in peatlands with CFA addition (Saidy et al., 2022).

CFA addition also increased the exchangeable Ca, Mg, Al, and Fe concentrations. Ca and Mg increased by 19 and 2 times greater in peatlands with CFA application compared to those without CFA (Figure 2C and 2D). In addition, Al dan Fe on peatlands with and without the N application increased from 0.6 cmol kg⁻¹ to 4.9 cmol kg⁻¹ and from 0.3 cmol kg⁻¹ to 3.0 cmol kg⁻¹ with CFA, respectively (Figures 2E and 2F). Increasing the Ca, Mg, Al, and Fe concentrations of peatlands with CFA application decreased the hot-water soluble C. This outcome affirmed the necessary function of these multivalent cation in the stabilization of easily decomposable C. The presence of exchangeable cation of Ca, Mg, Al, and Fe from added CFA also increased the sorption of easily decomposable C, resulting in reduction of organic C for microorganisms (Rowley et al., 2018; Singh et al., 2018).

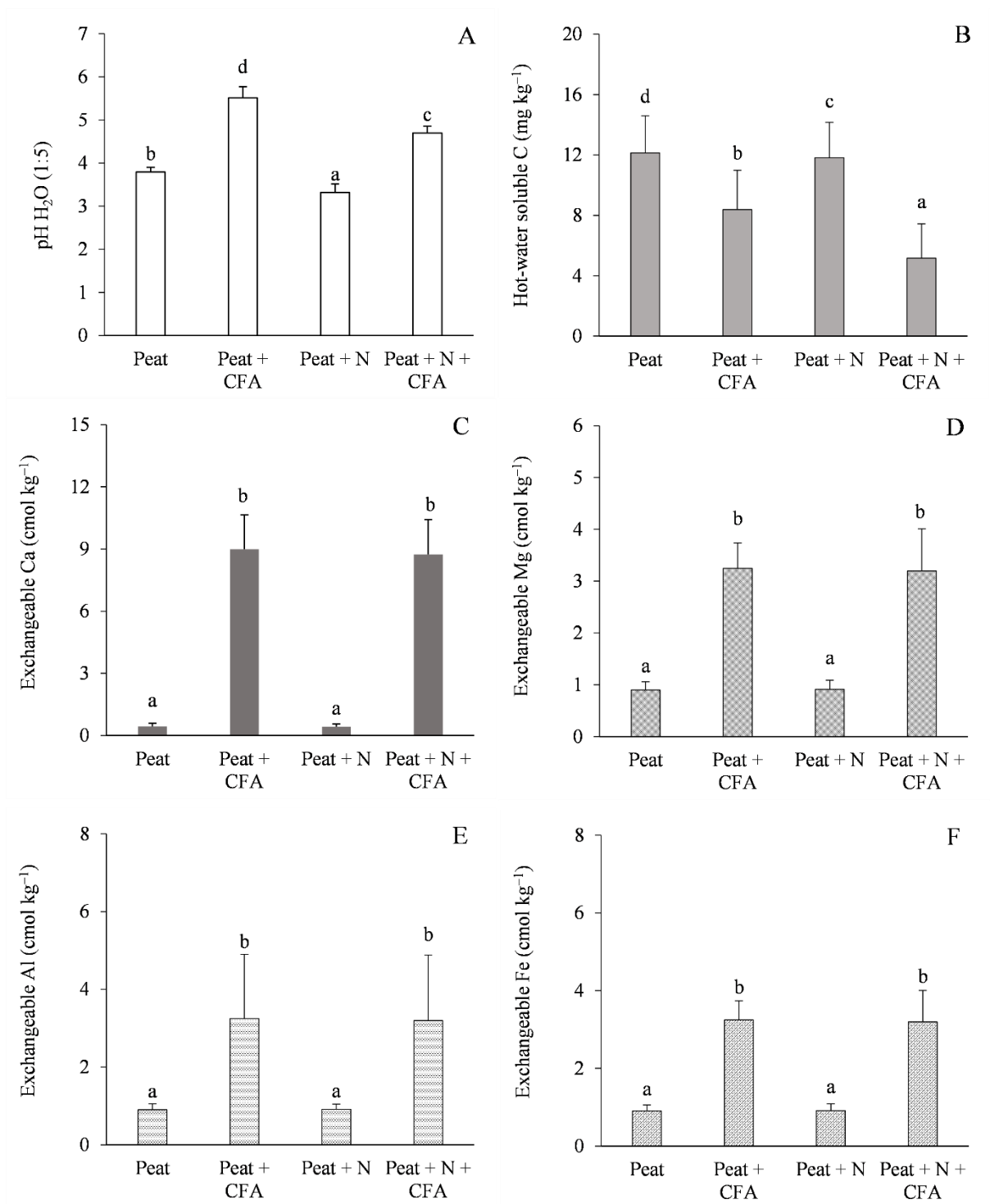


Figure 2. Changes in pH (A), carbohydrate content/hot-water soluble C (B), exchangeable Ca (C), exchangeable Mg (D), exchangeable Al (E), and exchangeable Fe (F) of peatlands with nitrogen and CFA application. The lines above the bar mean the standard deviation of the mean ($n=6$). Similar letters above the line show comparable effects of treatments according to the LSD test at $P < 0.05$

A low C mineralization in peatlands with the application of CFA also results from a decrease in the activity of microorganisms. CFA used in this study includes moderately high Al, Mn, and Fe (Table 1), which suppress microbial activity in the decomposition of organic C. This result is consistent with Fiałkiewicz-Kozieł et al. (2015) who indicated a decrease in microbial population in peatlands with highly concentrated Al, Cu, and the extreme amount of CFA particles. Rodríguez-Salgado et al. (2017) also showed a reduction in C mineralization of bentonite waste due to the existence of high toxic compound concentrations. Application of CFA at 100 Mg ha⁻¹ decreased microbial activity due to reduction in the number of beneficial microorganisms (*Azotocater*) (Parab et al., 2015). Furthermore, high CFA application reduced the activities of several enzymes, including L-asparaginase, b-glucosidase, arylsulfatase, and alkali phosphatase, and soluble C in composting public green waste (Belyaeva and Haynes, 2009). This study demonstrated the detrimental impact of compounds in CFA on decreases in microbial activity in peatlands, resulting in low C mineralization of peatlands.

This study indicated that the reduction in CO₂ production of peatlands with the N application was higher than those without N. CFA added to peatlands without N resulted in a 34% reduction in CO₂ production, while the addition of N led to a reduction of 44% (Figure 1). The high reduction in CO₂ production in peatlands with N addition is due to the reaction between added N and CFA, which does not enhance C mineralization. This is consistent with the study of Hamidi et al. (2022) who showed the use of CFA as a geopolymer for urea coating to produce controlled-release fertilizer. Previous studies also showed the use of CFA as a material to slow down the reaction of urea in soils (Hermawan et al., 2019; Manzoor et al., 2022).

CONCLUSION

In conclusion, the addition of nitrogen (N) fertilizer to systems with abundant substrate availability, including peatlands, enhanced the process of carbon mineralization, resulting in increased carbon dioxide production. The application of CFA also decreased the availability of hot-water soluble carbon (carbohydrates) for microbial decomposition. This decrease resulted in low carbon mineralization when

CFA was applied to peatlands. Additionally, the presence of Al and Fe in CFA suppressed microbial activity in peatlands, leading to a decrease in C mineralization of peatlands. This study showed the possibility of CFA as a soil ameliorant material for reducing carbon mineralization in peatlands.

ACKNOWLEDGMENT

The authors express their gratitude to Lambung Mangkurat University for providing funding for this study through the Research Grant # 615/UN8/PG/2023. The authors are also grateful to the field assistants who helped with peatlands sampling and the laboratory staff who helped with the laboratory work.

REFERENCES

- Barnhisel, R., Bertsch, P.M. 1982. Aluminium. In: Page, A.L. and Miller, R.H. and Keeney, D.R. (eds.) *Methods of Soil Analysis. Part 2: Chemical and Microbiological Properties*. American Society of Agronomy, Inc., Soil Science Society of America, Inc. Wisconsin, USA, pp 275-300.
- Belyaeva, O.N., Haynes, R.J. 2009. Chemical, microbial and physical properties of manufactured soils produced by co-composting municipal green waste with coal fly ash. *Bioresource Technology* 100: 5203-5209. <https://doi.org/10.1016/j.biortech.2009.05.032>
- Bhatt, A., Priyadarshini, S., Acharath Mohanakrishnan, A., Abri, A., Sattler, M., Techapaphawit, S. 2019. Physical, chemical, and geotechnical properties of coal fly ash: A global review. *Case Studies in Construction Materials* 11: e00263. <https://doi.org/10.1016/j.cscm.2019.e00263>
- Blake, G.R., Hartge, K.H. 1986. Bulk density. In: Klute, A. (ed.) *Methods of Soil Analysis Part 1: Physical and Mineralogical Methods*. American Society of Agronomy-Soil Science Society of America, Inc. Madison, WI., pp 363-375.
- Bremer, J.M., Mulvaney, C.S. 1982. Nitrogen-total. In: Page, A.L. and Keeney, D.R. (eds.) *Methods of Soil Analysis Part 2: Chemical and Biological Methods*. Soil Science Society of America Inc. Madison WI., pp 595-709.
- Das, S., Richards, B.K., Hanley, K.L., Krounbi, L., Walter, M.F., Walter, M.T., Steenhuis, T.S., Lehmann, J. 2019. Lower mineralizability of soil carbon with higher legacy soil moisture. *Soil Biology and Biochemistry* 130: 94-104. <https://doi.org/10.1016/j.soilbio.2018.12.006>

- Deshmukh, C.S., Julius, D., Desai, A.R., Asyhari, A., Page, S.E., Nardi, N., Susanto, A.P., Nurholis, N., Hendrizal, M., Kurnianto, S., Suardiwerianto, Y., Salam, Y.W., Agus, F., Astiani, D., Sabiham, S., Gauci, V., Evans, C.D. 2021. Conservation slows down emission increase from a tropical peatland in Indonesia. *Nature Geoscience* 14: 484-490. <https://doi.org/10.1038/s41561-021-00785-2>
- Dwibedi, S.K., Sahu, S.K., Pandey, V.C., Rout, K.K., Behera, M. 2023. Seedling growth and physicochemical transformations of rice nursery soil under varying levels of coal fly ash and vermicompost amendment. *Environmental Geochemistry and Health* 45: 319-332. <https://doi.org/10.1007/s10653-021-01074-y>
- Fiałkiewicz-Kozieł, B., Smieja-Król, B., Ostrovnaya, T.M., Frontasyeva, M., Siemińska, A., Lamentowicz, M. 2015. Peatland microbial communities as indicators of the extreme atmospheric dust deposition. *Water, Air, & Soil Pollution* 226: 97. <https://doi.org/10.1007/s11270-015-2338-1>
- Galicia-Andrés, E., Escalona, Y., Oostenbrink, C., Tunega, D., Gerzabek, M.H. 2021. Soil organic matter stabilization at molecular scale: The role of metal cations and hydrogen bonds. *Geoderma* 401: 115237. <https://doi.org/10.1016/j.geoderma.2021.115237>
- Gao, S., Song, Y., Song, C., Wang, X., Ma, X., Gao, J., Cheng, X., Du, Y. 2022. Effects of temperature increase and nitrogen addition on the early litter decomposition in permafrost peatlands. *CATENA* 209: 105801. <https://doi.org/10.1016/j.catena.2021.105801>
- Grandy, A.S., Erich, M.S., Porter, G.A. 2000. Suitability of the anthrone-sulfuric acid reagent for determining water soluble carbohydrates in soil water extracts. *Soil Biology & Biochemistry* 32: 725-727. [https://doi.org/10.1016/S0038-0717\(99\)00203-5](https://doi.org/10.1016/S0038-0717(99)00203-5)
- He, H., Dong, Z., Peng, Q., Wang, X., Fan, C., Zhang, X. 2017. Impacts of coal fly ash on plant growth and accumulation of essential nutrients and trace elements by alfalfa (*Medicago sativa*) grown in a loessial soil. *Journal of Environmental Management* 197: 428-439. <https://doi.org/10.1016/j.jenvman.2017.04.028>
- Hermawan, A., Napoleon, A., Bakri, B. 2019. Physical properties of briquette fertilizers made from urea and fly ash-Azolla. *Journal of Tropical Soils* 23: 143-150. <http://dx.doi.org/10.5400/jts.2018.v23i3.143-150>
- Kaur, R., Goyal, D. 2015. Mineralogical studies of coal fly ash for soil application in agriculture. *Particulate Science and Technology* 33: 76-80. <https://doi.org/10.1080/02726351.2014.938378>

- Knudsen, D., Peterson, G.A. 1982. Lithium, sodium dan potassium. In: Page, A.L. and Miller, R.H. and Keeney, D.R. (eds.) *Methods of Soil Analysis: Part 2 Chemical and Biological Properties*. American Society of Agronomy, Inc., Soil Science Society of America, Inc. Madison, pp 225-246.
- Lanyon, L.E., Heald, W.R. 1982. Magnesium, calcium, strontium and barium. In: Page, A.L. and Miller, R.H. and Keeney, D.R. (eds.) *Methods of Soil Analysis: Part 2 Chemical and Biological Properties*. American Society of Agronomy, Inc., Soil Science Society of America, Inc. Madison, pp 247-274.
- Laxmidhar, P., Subhakanta, D. 2020. Characterization and utilization of coal fly ash: a review. *Emerging Materials Research* 9: 921-934. <https://doi.org/10.1680/jemmr.18.00097>
- Lim, S.-S., Choi, W.-J. 2014. Changes in microbial biomass, CH₄ and CO₂ emissions, and soil carbon content by fly ash co-applied with organic inputs with contrasting substrate quality under changing water regimes. *Soil Biology and Biochemistry* 68: 494-502. <https://doi.org/10.1016/j.soilbio.2013.10.027>
- Lim, S.S., Choi, W.J., Chang, S.X., Arshad, M.A., Yoon, K.S., Kim, H.Y. 2017. Soil carbon changes in paddy fields amended with fly ash. *Agriculture, Ecosystems & Environment* 245: 11-21. <https://doi.org/10.1016/j.agee.2017.03.027>
- Liu, M., Ding, Y., Peng, S., Lu, Y., Dang, Z., Shi, Z. 2019. Molecular fractionation of dissolved organic matter on ferrihydrite: effects of dissolved cations. *Environmental Chemistry* 16: 137-148. <https://doi.org/10.1071/EN18235>
- Luo, L., Yu, J., Zhu, L., Gikas, P., He, Y., Xiao, Y., Deng, S., Zhang, Y., Zhang, S., Zhou, W., Deng, O. 2022. Nitrogen addition may promote soil organic carbon storage and CO₂ emission but reduce dissolved organic carbon in Zoige peatland. *Journal of Environmental Management* 324: 116376. <https://doi.org/10.1016/j.jenvman.2022.116376>
- Manzoor, E., Majeed, Z., Nawazish, S., Akhtar, W., Baig, S., Baig, A., Fatima Bukhari, S.M., Mahmood, Q., Mir, Z., Shaheen, S. 2022. Wood ash additive for performance improvement of gelatin-based slow release urea fertilizer. in: *Agriculture*, Vol. 12.
- Mathapati, M., Amate, K., Durga Prasad, C., Jayavardhana, M.L., Hemanth Raju, T. 2022. A review on fly ash utilization. *Materials Today: Proceedings* 50: 1535-1540. <https://doi.org/10.1016/j.matpr.2021.09.106>
- McKinzie, W.E. 1974. Criteria used in soil taxonomy to classify organic soils. In: AAndahl, A.R. and Boul, S.W. and Hill, d. and Bailey, H.H. (eds.) *Histosols: Their Characteristics, Classification, and Use*. Soil Science Society of America. Madison, WI., pp 1-10.

- McLean, E.O. 1982. Soil pH and lime requirement. In: Page, A.L. and Keeney, D.R. (eds.) *Methods of Soil Analysis Part 2: Chemical and Biological Properties*. Soil Science Society of America. Madison WI., pp 199-224.
- Miao, S., Ye, R., Qiao, Y., Zhu-Barker, X., Doane, T.A., Horwath, W.R. 2017. The solubility of carbon inputs affects the priming of soil organic matter. *Plant and Soil* 410: 129-138. <https://doi.org/10.1007/s11104-016-2991-1>
- Mishra, S., Page, S.E., Cobb, A.R., Lee, J.S.H., Jovani-Sancho, A.J., Sjögersten, S., Jaya, A., Aswandi, Wardle, D.A. 2021. Degradation of Southeast Asian tropical peatlands and integrated strategies for their better management and restoration. *Journal of Applied Ecology* 58: 1370-1387. <https://doi.org/10.1111/1365-2664.13905>
- Moore, T.R., Bubier, J.L. 2020. Plant and soil nitrogen in an ombrotrophic peatland, southern Canada. *Ecosystems* 23: 98-110. <https://doi.org/10.1007/s10021-019-00390-w>
- Nelson, D.W., Sommers, L.E. 1996. Total carbon, organic carbon and organic matter. In: Sparks, D.L. (ed.) *Methods of Soil Analysis Part 3: Chemical Methods*. Soil Science Society of America-American Society of Agronomy Inc. Madison WI., pp 961-1011.
- Normand, A.E., Turner, B.L., Lamit, L.J., Smith, A.N., Baiser, B., Clark, M.W., Hazlett, C., Kane, E.S., Lilleskov, E., Long, J.R., Grover, S.P., Reddy, K.R. 2021. Organic matter chemistry drives carbon dioxide production of peatlands. *Geophysical Research Letters* 48: e2021GL093392. <https://doi.org/10.1029/2021GL093392>
- Olsen, S.R., Sommers, L.E. 1982. Phosphorus. In: Page, A.L. and Miller, R.H. and Keeney, D.R. (eds.) *Methods of Soil Analysis. Part 2: Chemical and Microbiological Properties*. American Society of Agronomy, Inc., and Soil Science Society of America, Inc. Madison, Wisconsin USA, pp 403-430.
- Olson, R.V., Ellis, R. 1982. Iron. In: Page, A.L. and Miller, R.H. and Keeney, D.R. (eds.) *Methods of Soil Analysis. Part 2: Chemical and Microbiological Properties*. American Society of Agronomy, Inc., Soil Science Society of America, Inc. Madison, Wisconsin USA, pp 301-312.
- Osaki, M., Kato, T., Kohyama, T., Takahashi, H., Haraguchi, A., Yabe, K., Tsuji, N., Shiodera, S., Rahajoe, J.S., Atikah, T.D., Oide, A., Matsui, K., Wetadewi, R.I., Silsigia, S. 2021. Basic Information About Tropical Peatland Ecosystems. In: Osaki, M. and Tsuji, N. and Foead, N. and Rieley, J. (eds.) *Tropical Peatland Eco-management*. Springer Singapore. Singapore, pp 3-62.
- Page, S., Mishra, S., Agus, F., Anshari, G., Dargie, G., Evers, S., Jauhiainen, J., Jaya, A., Jovani-Sancho, A.J., Laurén, A., Sjögersten, S., Suspense, I.A., Wijedasa, L.S., Evans, C.D. 2022. Anthropogenic

- impacts on lowland tropical peatland biogeochemistry. *Nature Reviews Earth & Environment* 3: 426-443. <https://doi.org/10.1038/s43017-022-00289-6>
- Parab, N., Sinha, S., Mishra, S. 2015. Coal fly ash amendment in acidic field: Effect on soil microbial activity and onion yield. *Applied Soil Ecology* 96: 211-216. <https://doi.org/10.1016/j.apsoil.2015.08.007>
- Parent, L.E., Caron, J. 1993. Physical Properties of Organic Soils. In: Carter, M.R. (ed.) *Soil Sampling and Methods of Analysis*. Lewis Publishers. Boca Raton, pp 441-458.
- Payne, R. 2008. *A Guide to Anova and Design in Genstat*. VSN International, Hempstead, UK.
- Preston, M.D., Basiliko, N. 2016. Carbon mineralization in peatlands: Does the soil microbial community composition matter? *Geomicrobiology Journal* 33: 151-162. <https://doi.org/10.1080/01490451.2014.999293>
- Priatmadi, J.B., Septiana, M., Saidy, R.A. 2023. Growth performance and yield of rice grown in three different types of soil collected from rice fields with coal fly ash application. *Plant, Soil and Environment* 69: 314-323. DOI: 10.17221/245/2022-PSE
- Rakhsh, F., Golchin, A., Beheshti Al Agha, A., Alamdari, P. 2017. Effects of exchangeable cations, mineralogy and clay content on the mineralization of plant residue carbon. *Geoderma* 307: 150-158. <https://doi.org/10.1016/j.geoderma.2017.07.010>
- Rhoades, J.D. 1982. Cation exchange capacity. In: Page, A.L. and Miller, R.H. and Keeney, D.R. (eds.) *Methods of Soil Analysis Part 2: Chemical and Microbiological Properties*. American Society of Agronomy, Inc., Soil Science Society of America, Inc. Wisconsin, pp 149-158.
- Rodríguez-Salgado, I., Pérez-Rodríguez, P., Santás, V., Nóvoa-Muñoz, J.C., Arias-Estévez, M., Díaz-Raviña, M., Fernández-Calviño, D. 2017. Carbon mineralization in acidic soils amended with an organo-mineral bentonite waste. *Journal of soil science and plant nutrition* 17: 624-634. <http://dx.doi.org/10.4067/S0718-95162017000300006>
- Rowley, M.C., Grand, S., Verrecchia, É.P. 2018. Calcium-mediated stabilisation of soil organic carbon. *Biogeochemistry* 137: 27-49. <https://doi.org/10.1007/s10533-017-0410-1>
- Saidy, A.R., Hayati, A., Septiana, M. 2020. Different effects of ash application on the carbon mineralization and microbial biomass carbon of reclaimed mining soils. *Journal of Soil Science and Plant Nutrition* 10: 1001-1012. <https://doi.org/10.1007/s42729-020-00187-0>

- Saidy, A.R., Priatmadi, B.J., Septiana, M. 2022. Reduction in carbon dioxide and methane production of tropical peatlands due to coal fly-ash application. *IOP Conference Series: Earth and Environmental Science* 976: 012022. 10.1088/1755-1315/976/1/012022
- Shakeel, A., Khan, A.A., Alharby, H.F., Bamagoos, A.A., Tombuloglu, H., Hakeem, K.R. 2021. Evaluation of coal fly ash for modulating the plant growth, yield, and antioxidant properties of *Daucus carota* (L.): A sustainable approach to coal waste recycling. *Sustainability* 13. <https://doi.org/10.3390/su13095116>
- Singh, J.S., Pandey, V.C., Singh, D.P. 2011. Coal fly ash and farmyard manure amendments in dry-land paddy agriculture field: Effect on N-dynamics and paddy productivity. *Applied Soil Ecology* 47: 133-140. <https://doi.org/10.1016/j.apsoil.2010.11.011>
- Singh, M., Sarkar, B., Sarkar, S., Churchman, J., Bolan, N., Mandal, S., Menon, M., Purakayastha, T.J., Beerling, D.J. 2018. Chapter Two - Stabilization of Soil Organic Carbon as Influenced by Clay Mineralogy. In: Sparks, D.L. (ed.) *Advances in Agronomy*. Academic Press, pp 33-84.
- Solly, E.F., Weber, V., Zimmermann, S., Walthert, L., Hagedorn, F., Schmidt, M.W.I. 2020. A critical evaluation of the relationship between the effective cation exchange capacity and soil organic carbon content in Swiss forest soils. *Frontiers in Forests and Global Change* 3. <https://doi.org/10.3389/ffgc.2020.00098>
- Song, Y., Cheng, X., Song, C., Li, M., Gao, S., Liu, Z., Gao, J., Wang, X. 2022. Soil CO₂ and N₂O emissions and microbial abundances altered by temperature rise and nitrogen addition in active-layer soils of permafrost peatland. *Frontiers in Microbiology* 13. <https://doi.org/10.3389/fmicb.2022.1093487>
- Song, Y., Song, C., Meng, H., Swarzenski, C.M., Wang, X., Tan, W. 2017. Nitrogen additions affect litter quality and soil biochemical properties in a peatland of Northeast China. *Ecological Engineering* 100: 175-185. <https://doi.org/10.1016/j.ecoleng.2016.12.025>
- Song, Y., Song, C., Tao, B., Wang, J., Zhu, X., Wang, X. 2014. Short-term responses of soil enzyme activities and carbon mineralization to added nitrogen and litter in a freshwater marsh of Northeast China. *European Journal of Soil Biology* 61: 72-79. <https://doi.org/10.1016/j.ejsobi.2014.02.001>
- Soong, J.L., Parton, W.J., Calderon, F., Campbell, E.E., Cotrufo, M.F. 2015. A new conceptual model on the fate and controls of fresh and pyrolyzed plant litter decomposition. *Biogeochemistry* 124: 27-44. <https://doi.org/10.1007/s10533-015-0079-2>
- Sowers, T.D., Stuckey, J.W., Sparks, D.L. 2018. The synergistic effect of calcium on organic carbon sequestration to ferrihydrite. *Geochemical Transactions* 19: 4. <https://doi.org/10.1186/s12932-018-0049-4>

- Tsadilas, C.D., Hu, Z., Bi, Y., Nikoli, T. 2018. Utilization of coal fly ash and municipal sewage sludge in agriculture and for reconstruction of soils in disturbed lands: results of case studies from Greece and China. *International Journal of Coal Science & Technology* 5: 64-69. <https://doi.org/10.1007/s40789-018-0202-9>
- Wang, H., Hu, G., Xu, W., Boutton, T.W., Zhuge, Y., Bai, E. 2018. Effects of nitrogen addition on soil organic carbon mineralization after maize stalk addition. *European Journal of Soil Biology* 89: 33-38. <https://doi.org/10.1016/j.ejsobi.2018.10.002>
- Warren, M., Frohking, S., Dai, Z., Kurnianto, S. 2017. Impacts of land use, restoration, and climate change on tropical peat carbon stocks in the twenty-first century: implications for climate mitigation. *Mitigation and Adaptation Strategies for Global Change* 22: 1041-1061. <https://doi.org/10.1007/s11027-016-9712-1>
- Yadav, V.K., Pandita, P.R. 2019. Fly ash properties and their applications as a soil ameliorant. In: Rathoure, A.K. (ed.) *Amelioration Technology for Soil Sustainability*. IGI Global, pp 59-89.
- Zhang, L., Liu, X., Duddleston, K., Hines, M.E. 2020. The effects of pH, temperature, and humic-like substances on anaerobic carbon degradation and methanogenesis in ombrotrophic and minerotrophic Alaskan peatlands. *Aquatic Geochemistry* 26: 221-244. <https://doi.org/10.1007/s10498-020-09372-0>

**2. Notifikasi dari editor in chief: Submission telah diterima jurnal
(26 Nopember 2023)**

New manuscript received by Editorial Office (JEENG-05028-2023-01)

1 message

Journal of Ecological Engineering <kontakt@editorialsystem.com>

Sun, Nov 26, 2023 at 10:22 AM

Reply-To: "gabriel@borowski.net.pl" <gabriel@borowski.net.pl>

To: Bambang Priatmadi <bj_priatmadi@ulm.ac.id>

Dear Dr. Priatmadi,

Thank you for your manuscript: Reduction in Carbon Dioxide Production of Tropical Peatlands Under Nitrogen Fertilizer with Coal Fly Ash Application.

The following number has been assigned to it: JEENG-05028-2023-01.

The manuscript will be checked by Editors and then sent to the Reviewers.

You will be informed by email about any further decisions on this article.

Thank you for submitting your work to our journal.

Kindest regards,
Prof. Gabriel Borowski
Editor-in-Chief
Journal of Ecological Engineering

Editorial System is available here: <https://www.editorialsystem.com/jeeng/>

**3. Notifikasi dari editor: Revision is required
(1 Desember 2023)**

Decision on manuscript JEENG-05028-2023-01

1 message

Journal of Ecological Engineering <kontakt@editorialsystem.com>

Fri, Dec 1, 2023 at 6:31 PM

Reply-To: "gabriel@borowski.net.pl" <gabriel@borowski.net.pl>

To: Bambang Priatmadi <bj_priatmadi@ulm.ac.id>

December 01, 2023

JEENG-05028-2023-01

Reduction in Carbon Dioxide Production of Tropical Peatlands Under Nitrogen Fertilizer with Coal Fly Ash Application

Dear Dr. Priatmadi,

I am pleased to inform you that your manuscript, entitled: Reduction in Carbon Dioxide Production of Tropical Peatlands Under Nitrogen Fertilizer with Coal Fly Ash Application, might be accepted for publication in our journal, pending some minor changes suggested by reviewers (see below).

Please revise your paper strictly according to the attached Reviewers comments. Your manuscript won't be taken into consideration without the revisions made according to the recommendations.

Authors of our journal are requested to prepare a revised version of their manuscript as soon as possible. This may ensure fast publication if an article is finally accepted.

Thank you for submitting your work to us.

Kindest regards,
Justyna Kujawska
Managing Editor
Journal of Ecological Engineering

Please note that this email may not include all details of your article's evaluation. The full decision is available here:
<https://www.editorialsystem.com/jeeng/article/384771/view/#showDecisionLetter383548>

Review 1:

The article is presented by The Effect of CFA Application on Carbon Mineralization in Peatlands. The article presents interesting and new topics.

Based on the provided text, here are some critical questions:

The study states that pH changes due to treatments did not alter carbon mineralization, which contradicts previous studies. Can you explain this discrepancy in more detail?

What are the long-term implications of using CFA in peatlands, especially concerning soil health and sustainability?

How does your study's findings align or contrast with previous research on CFA application in similar contexts?

The article can be supplemented with a correction statistic

Were environmental and ecological impacts of applying CFA to peatlands considered in the study?

Remember to prepare the article in accordance with the Publisher's requirements, especially pay attention to the correct preparation of references both in the text and in the reference list.

**4. Notifikasi dari editor: *Revised manuscript* belum disubmit kembali ke
jurnal
(7 Desember 2023)**

Revision reminder (JEENG-05028-2023-02)

1 message

Journal of Ecological Engineering <kontakt@editorialsystem.com>

Thu, Dec 7, 2023 at 7:30 AM

Reply-To: "gabriel@borowski.net.pl" <gabriel@borowski.net.pl>

To: Bambang Priatmadi <bj_priatmadi@ulm.ac.id>

Dear Dr. Priatmadi,

It's been some time since you have received the decision to revise the manuscript: Reduction in Carbon Dioxide Production of Tropical Peatlands Under Nitrogen Fertilizer with Coal Fly Ash Application (JEENG-05028-2023-02). Please, use Editorial System to submit the revised version of your article.

Kindest regards,
Justyna Kujawska
Managing Editor
Journal of Ecological Engineering

Editorial System is available here: <https://www.editorialsystem.com/jeeng/>

**5. Respon penulis: Revisi telah dilakukan dan manuskrip dikirim kembali
ke jurnal
(21 Desember 2023)**

Banjarbaru, 21 December 2023

Dear Managing Editor of Journal of Ecological Engineering,

We have submitted revised version of this manuscript in which all of the points raised by the reviewer and editor have been addressed. We thank you very much for the comments and suggestions. The comments and suggestions are valuable and very helpful for revising and improving our manuscript. Our responses to each individual comment are detailed below (**please see blue text in the manuscript**).

Yours sincerely,

Bambang J. Priatmadi

Revision Notes

The article is presented by The Effect of CFA Application on Carbon Mineralization in Peatlands. The article presents interesting and new topics.

Based on the provided text, here are some critical questions:

The study states that pH changes due to treatments did not alter carbon mineralization, which contradicts previous studies. Can you explain this discrepancy in more detail?

We have provide more explanations on the discrepancy between results obtained from our study and those reported in the previous studies (please see the last paragraph in page 7). The results of our research showed that the application of CFA results in an increase in peat pH but conversely reduces C mineralization of peatlands. In addition, in peatlands that received additional N which had a lower pH compared to peatlands without additional N, C mineralization on the contrary increased. The results of this study indicate that mineralization of C in peatlands is not related to changes in peat pH. Meanwhile, several previous studies have shown that an increase in soil pH due to a treatment will be followed by an increase in C mineralization, and vice versa. This is contrary to the research results obtained from our study.

What are the long-term implications of using CFA in peatlands, especially concerning soil health and sustainability?

We have added a paragraph to specify the positive and negative effects of CFA application on soil health and sustainability of peatlands. Positive effect CFA application on soil health and sustainability of peatlands

including the provision of essential nutrients and improving peat pH, while the negative effect of CFA application on peatlands is related to changes in the composition and activity of soil microorganisms (please see the first paragraph in page 12).

How does your study's findings align or contrast with previous research on CFA application in similar contexts?

We have added a paragraph to indicate that our findings in this study are in line with several previous studies, especially in the context of improving peat characteristics and reducing carbon dioxide production (please see last paragraph in page 11).

The article can be supplemented with a correction statistic.

We have added a supplement of statistical analysis.

Were environmental and ecological impacts of applying CFA to peatlands considered in the study?

We have a paragraph to indicate that the ecological and environmental impact of CFA application on the peatland ecosystem (please see the last paragraph in page 12).

Remember to prepare the article in accordance with the Publisher's requirements, especially pay attention to the correct preparation of references both in the text and in the reference list.

We have revised the references in the text and in the reference list according to the author guidelines of this journal (please see the reference list of this manuscript).

Reduction in Carbon Dioxide Production of Tropical Peatlands Under Nitrogen Fertilizer with Coal Fly Ash Application

Bambang J. Priatmadi^{1,3}, Meldia Septiana¹, Ronny Mulyawan², Hairil Ifansyah¹, Abdul Haris¹, Afiah Hayati¹, Muhammad Mahbub¹, Akhmad R. Saidy^{1,3}

¹ Department of Soil, Faculty of Agriculture, Lambung Mangkurat University, Jalan A. Yani KM 36, Simpang Empat Banjarbaru, Kalimantan Selatan 70714, Indonesia

² Department of Agroecotechnology, Faculty of Agriculture, Lambung Mangkurat University, Jalan A. Yani KM 36, Simpang Empat Banjarbaru, Kalimantan Selatan 70714, Indonesia

³ Doctoral Program of Agricultural Science, Postgraduate Program Lambung Mangkurat University, Jalan A. Yani KM 36, Simpang Empat Banjarbaru, Kalimantan Selatan 70714, Indonesia

Corresponding author: bj_priatmadi@ulm.ac.id

ABSTRACT

The utilization of nitrogen (N) fertilizer in peatlands, with the aim of increasing crop growth and production, is also reported to increase carbon dioxide (CO₂) emissions. The application of coal fly ash (CFA) to soil may change soil physico-chemical characteristics, thereby influence carbon mineralization, but its effect on CO₂ production is not yet clear. Consequently, the purpose of this study was to quantify the CO₂ production of tropical peatlands that received N fertilizer and CFA. In the laboratory experiment, CFA equivalent to the application of 150 Mg ha⁻¹ in the field was added to peatlands with and without N fertilizer. These mixtures were then incubated at 70% water-filled pore space (WFPS) for 30 days at room temperature. Carbon mineralization was measured on a 5-day basis, while several chemical characteristics of treated peatlands, including pH, hot water-soluble C, exchangeable-Ca, -Mg, -Fe, and -Al were measured at the conclusion of the incubation period. This study identified that N fertilizer application increased the CO₂ production of tropical peatlands from 29.25 g kg⁻¹ to 37.12 g kg⁻¹. Furthermore, the application of CFA on tropical peatlands reduced CO₂ production of tropical peatlands with and without N fertilizer. Decreasing the amount of hot water-soluble carbon from peatlands may account for the reduced CO₂ production of

peatlands with CFA. The study also showed that exchangeable-Ca, -Mg, -Fe, and -Al increased in peatlands with CFA application, and these multivalent cations were also attributed to a reduction of CO₂ production. In conclusion, the negative effects of N fertilizer application on peatlands in increasing CO₂ emission may be reduced by the application of CFA.

Keywords: carbon mineralization, carbon cycles, exchangeable cation, global warming, retention

INTRODUCTION

Tropical peatlands contribute significantly to carbon dioxide emissions as a result of the decomposition of organic carbon containing in the peats. These peatlands are formed over centuries through the accumulation of partially decayed plant material under waterlogged conditions (Osaki et al., 2021). In addition, this organic matter decomposes rapidly when peatlands were drained and converted into agricultural or industrial land, thereby emitting much carbon dioxide to the atmosphere (Mishra et al., 2021; Page et al., 2022). These areas are of particular concern as they contain some of the largest reserves of carbon in the world. Consequently, peatlands are a crucial focal point in the battle against climate change, as their destruction leads to the release of significant amounts of greenhouse gases into the atmosphere (Warren et al., 2017; Deshmukh et al., 2021).

The use of nitrogen fertilizer to enhance crop growth and production may have unintended consequences for tropical peatlands. Previous studies have indicated that adding nitrogen to the soil results in an increased rate of peat decomposition, leading to a greater release of carbon dioxide (Moore and Bubier, 2020). This is because nitrogen stimulates the growth of microorganisms that more actively break down the organic matter in the peatlands (Song et al., 2017; Song et al., 2022). Therefore, it is necessary to adopt sustainable and responsible farming practices that consider tropical peatlands in mitigating climate change.

As an industrial waste product generated by coal-fired power plants, coal fly ash (CFA) contains significant amounts of plant essential nutrients, including calcium, magnesium, sodium, and potassium (Kaur and Goyal, 2015; Bhatt et al., 2019; Mathapati et al., 2022). Consequently, CFA is frequently used to

enhance the fertility of soil and plant growth. Furthermore, CFA neutralizes pH, reduces soil compaction, and improves soil structure (Tsadilas et al., 2018; Yadav and Pandita, 2019; Dwibedi et al., 2023). Accordingly, CFA increases the nitrogen and phosphorus (Singh et al., 2011; He et al., 2017), which promotes better plant growth and yield (He et al., 2017; Shakeel et al., 2021; Priatmadi et al., 2023). The results of previous studies indicated that CFA has a high potential to be utilized as ameliorant to increase soil quality and improve the production of crops.

CFA includes substantial cations, such as Ca, Mg, Al, and Fe, which influence biochemical reactions when applied to soils. Previous studies have shown that the presence of multivalent cation in soils, including Ca and Mg, suppresses carbon mineralization, thereby increasing the organic matter content (Das et al., 2019; Galicia-Andrés et al., 2021). Multivalent cation form organic carbon–cation complexes through a mechanism and function as a bridge between the negative charge and the functional groups of organic materials (Rakhsh et al., 2017; Solly et al., 2020). Application of CFA containing multivalent cation to peatlands may also decrease the rate of carbon mineralization, leading to reduction in CO₂ production. Even though there have been many studies on its use as a soil ameliorant, there is still very limited information on the role of CFA in suppressing carbon mineralization. Therefore, the aim of this study was to quantify the effect of CFA application on carbon mineralization in peatlands.

METHODS AND MATERIALS

Sampling of Peatlands and CFA

Peatlands sample (Hemic Histosols) were collected from the Desa Landasan Ulin Utara, Liang Anggang Sub-district, Banjarbaru Regency, South Kalimantan, Indonesia. The sampling was carried out from 0-30 cm depth in various sampling points, followed by meticulous cleansing cleaning of roots and plant litter, and then homogenized. During peat sampling, bulk density (BD) was also determined using the ring soil sampler technique (Blake and Hartge, 1986). The sampled peat was then stored at 4 °C used for the study, and some was used to determine peat characteristics, as shown in Table 1.

CFA was sampled from dumping areas of a power plant situated at the Desa Asam Asam, Jorong Sub-district, South Kalimantan, Indonesia. Determination of the BD of CFA using the method of ring soil sampler (Blake and Hartge, 1986) was also carried out during sampling. After the sampling process was complete, CFA was air-dried, sieved to a size of 2.00 mm, then stored at 4 °C, and some were used for CFA characterization.

Incubation Experiment

The CFA effect on changes in mineralization of carbon in peatlands with nitrogen addition was quantified through an incubation study in the laboratory employing a completely randomized design. The treatment has 6 replications consisting of (1) peatlands without treatment/control (peat), (2) peatlands with CFA application (peat + CFA), (3) peatlands with nitrogen application (peat + N), and (4) peatlands with nitrogen and CFA application (peat + N + CFA). The amount of nitrogen and CFA added to peat is equivalent to 150 kg urea ha⁻¹ and 100 Mg ha⁻¹ in field application, respectively.

An amount of peat sample was placed in the incubation vessel (1.95 cm diameter), and then nitrogen and CFA based on the treatment were applied to the incubation vessel and combined equally with the peats. The amount of peat in the incubation vessel was measured to acquire the exact BD as the measurement results in the field following the compression to a depth of 2.0 cm. Aquadest was added carefully to the mixture of peats-nitrogen-CFA to acquire 70% water-filled pore space (WFPS), and compressed to a depth of 2.0 cm. The incubation vessel was placed in a 1000 mL Mason jar equipped with an airtight lid with rubber septa for gas sampling. The jar was then incubated for a duration of 30 days, in darkness, at a constant temperature. In the Mason jar, 15 mL distilled water is also placed in a 20 mL glass vial to retain humidity during the incubation period.

Table 1. Characteristics of peatlands and CFA. Numbers after \pm represent the standard deviation of the mean (n=3).

Characteristics	Peatlands	CFA
Peat decomposition:		
- von Post ^a scale ^a	H5	-
- Pyrophosphate index ^a (%)	27.87 ± 6.34	-
- Rubbed fiber content ^a (%)	32.45 ± 2.56	-
BD (Mg m ⁻³)	0.29 ± 0.07	1.83 ± 0.07
pH (H ₂ O) ^b	4.65 ± 0.12	7.87 ± 0.23
Organic carbon ^c (g kg ⁻¹)	265.78 ± 4.76	3.87 ± 0.08
Total nitrogen ^d (g kg ⁻¹)	2.76 ± 0.05	0.58 ± 0.05
Total phosphorous ^e (g kg ⁻¹)	12.56 ± 4.56	4.56 ± 0.76
Calcium ^f (mg kg ⁻¹)	2.21 ± 0.06	867.45 ± 9.65
Magnesium ^f (mg kg ⁻¹)	1.87 ± 0.08	376.65 ± 8.84
Aluminium ^f (mg kg ⁻¹)	3.45 ± 0.12	487.34 ± 9.88
Iron ^f (mg kg ⁻¹)	4.87 ± 0.15	354.55 ± 8.67
Manganese ^f (mg kg ⁻¹)	1.23 ± 0.09	143.23 ± 5.87
Cation exchangeable capacity ^g (cmol kg ⁻¹)	46.78 ± 4.87	-

^aMethods for determination of physical properties of organic soils (Parent and Caron, 1993); ^bMethod of electrode glass in moist sample and water (1:5, mass:volume) (McLean, 1982); ^cMethod of wet oxidation Walkley-Black (Nelson and Sommers, 1996); ^dMethod of Kjeldahl (Bremer and Mulvaney, 1982); ^ePeat and CFA digested using 60% HClO₄ and then measured at 660 nm (Olsen and Sommers, 1982); ^fPeat and CFA digested using the mixture of HNO₃, HClO₄, as well as the concentration of cation in the digested solution were quantified utilizing an atomic absorption spectrophotometer (Barnhisel and Bertsch, 1982; Knudsen and Peterson, 1982; Lanyon and Heald, 1982; Olson and Ellis, 1982); ^gMethod of ammonium acetate (pH 7.0) (Rhoades, 1982).

The measurement of carbon mineralization was carried out every 5 days by taking out 10 mL of headspace gas in every jar utilizing syringe at a 10 mL. The sampled gas was then injected into a gas chromatograph (Shimadzu GC-14A equipped with a thermal conductivity detector) for CO₂ measurement. Accurate water addition to the peat in each incubation vessel is also carried out every time the jar is periodically opened to maintain a consistent water content throughout the incubation period. Total carbon mineralization during a 30-day incubation period for each jar was determined as the total of each carbon mineralization quantified every 5 days and stated as the cumulative carbon mineralization.

After the completion of the incubation period, selected soil chemical characteristics were examined, including soil pH, hot-water soluble carbon, exchangeable Ca, Mg, Fe, and Al. The soil pH of incubated peat was specified using the method of glass electrode in water (1:5 = peat:water) (McLean, 1982), while

the concentration of hot-water soluble carbon of the peat was measured using the anthrone-sulfuric acid technique (Grandy et al., 2000). Furthermore, the extraction of exchangeable Ca and Mg was carried out using ammonium acetate 1.0 N pH 7.0. For Al and Fe, KCl 1.0 N and 0.05 M EDTA (pH 7.0), were used for the extraction, respectively. The contents of Ca, Mg, Al, and Fe in the extracted solution were measured utilizing an atomic adsorption spectrophotometer (Barnhisel and Bertsch, 1982; Lanyon and Heald, 1982).

Data Analysis

This study used ANOVA (analysis of variance) to determine the impact of CFA application on the observed variables. The Bartlett and Shapiro-Wilk tests were completed on all observed variables before ANOVA to ensure the homogeneity of variance and the normal distribution of all data. Furthermore, the LSD (least significant difference) test was carried out at $P \leq 0.05$ when the treatments had a significant impact on the variables. All examinations were carried out utilizing the statistical package of GenStat 12th Ed. (Payne, 2008).

RESULTS AND DISCUSSIONS

Characteristics of Peatlands and CFA

The peat used in this study according to the von Post scale, pyrophosphate index, and rubbed fiber contents, was classified as moderately decomposed or hemic (McKinzie, 1974; Parent and Caron, 1993). This peat has a relatively low BD, namely 0.29 Mg m^{-3} with a very acidic soil reaction (pH = 4.65), as shown in Table 1. Accordingly, the peatland respectively contains an organic C and total N contents reaching 266 g kg^{-1} and 2.8 g kg^{-1} (Table 1). Exchangeable Ca and Mg contents in the peat used were relatively low, with total Al and iron contents reaching 3 and 5 mg kg^{-1} , respectively (Table 1). Cation exchange capacity (CEC) of peat was very high at 47 cmol kg^{-1} (Table 1).

CFA had a high BD (1.8 Mg m^{-3}), with an alkaline reaction (pH 7.9). Furthermore, there was low organic C and total N content in CFA, but Ca, Mg, Al, Mn, and Fe were very high (Table 1). Having an alkaline

pH with an increased level of Ca, Mg, Fe, and Al cation was characteristics commonly found in CFA (Bhatt et al., 2019; Laxmidhar and Subhakanta, 2020).

Effect of CFA on Carbon Mineralization of Peatlands with Nitrogen Addition

The study results showed that applying N fertilizer to peat increased carbon mineralization from 29 mg kg⁻¹ to 47 mg kg⁻¹, as shown in Figure 1. Based on the theory of substrate use, microorganisms prioritize the use of added N due to its relatively easier breakdown of the organic material, thereby leading to increased carbon mineralization (Wang et al., 2018). The addition of N does not increase carbon mineralization under conditions where the amount of C is limited for the microbial decomposition. However, when the amount of organic C is not a limiting factor, the addition of N will increase C mineralization (Song et al., 2014). Due to the high amount of organic C in the peat used in this study, it is expected that increasing N will stimulate C mineralization, resulting in a high CO₂ production. Previous studies have also shown increased C mineralization in soil with the N application (Gao et al., 2022; Luo et al., 2022).

Application of CFA increased pH from 3.8 to pH 5.5 in peat without N addition, and increased from pH 3.3 to pH 4.7 in peat with N addition (Figure 2A). However, increases in peat pH due to the CFA application were not followed by an increase in C mineralization. In a condition of peat pH increased with CFA application in both with and without N addition, C mineralization, on the other hand, decreased (Figure 1). Furthermore, peatlands with added N had a lower pH than those without N (Figure 2A), while C mineralization of peatlands increased in peat with N addition treatment (Figure 1). This shows that C mineralization in peatlands in this study is not controlled by the pH of the peatlands. These results contrast to the results of previous studies showed that pH is the dominant factor controlling C mineralization in peatlands (Preston and Basiliko, 2016; Zhang et al., 2020). An increase in soil pH due an application of soil ameliorant generally results in increased C mineralization in soils (El-Naggar et al., 2018; Xiao et al., 2018). No relationship was found between the rate of C mineralization and the changes in peat pH in this study

was due to small changes caused by CFA application, namely from pH of 3.3-3.8 to pH of 4.7-5.5 (Figure 2A).

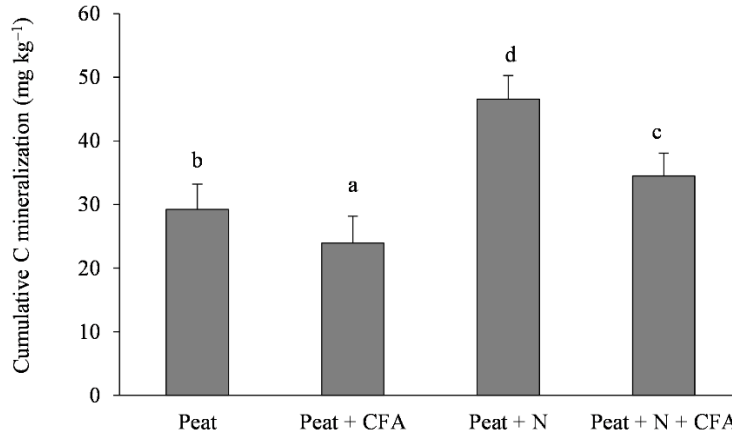


Figure 1. Carbon mineralization of peatlands under nitrogen addition with CFA application. The lines above the bar mean the standard deviation of the mean (n=6). Similar letters above the line show comparable effects of treatments according to the LSD test at $P < 0.05$

Carbon mineralization was reduced due to application of CFA to peatlands with and without the N application. The decrease in C mineralization was due to a low substrate availability with the addition of CFA. The decrease in the amount of substrate available for microbial decomposition occurs due to the binding process by multivalent cation present in CFA. A large amount of multivalent cation was present in CFA, including Ca, Mg, Al, and Fe (Table 1). The presence of these multivalent cation in peatlands result in the stabilization of the organic C containing in the peats through an adsorption process between the organic C and multivalent cation. This adsorbed organic C is resistant to microbial decomposition processes (Sowers et al., 2018; Liu et al., 2019). Prior examinations also showed that application of CFA reduces the substrate availability for microorganisms, therefore it produces low carbon mineralization in organic soils (Saidy et al., 2022) and mineral soils (Lim and Choi, 2014; Lim et al., 2017; Saidy et al., 2020).

A low substrate availability in peatlands for C mineralization with CFA application is showed by a decrease in hot-water soluble C, which is easily decomposable. Application of CFA to peatlands reduced

the amount of hot water-soluble C from 12 mg kg⁻¹ to 8 mg kg⁻¹ in of peat without N and from 12 mg kg⁻¹ to 5 mg kg⁻¹ in those with N (Figure 1B). Hot-water soluble C is a form of carbon that is very easy to undergo microbial decomposition for CO₂ production (Soong et al., 2015; Miao et al., 2017). In a study used 11 varied peatlands based on nutrient status, land use, and temperature in an aerobic incubation study, Normand et al. (2021) showed that carbohydrate (hot-water soluble C) is the best predictor for aerobic CO₂ production. A low amount of hot-water soluble C with application of CFA reduced the amount of the C for microbial decomposition to produce CO₂. Furthermore, the result of a previous study showed a low CO₂ and CH₄ production results from a reduction in the amount of hot-water soluble C in peatlands with CFA addition (Saidy et al., 2022).

CFA addition also increased the exchangeable Ca, Mg, Al, and Fe concentrations. Ca and Mg increased by 19 and 2 times greater in peatlands with CFA application compared to those without CFA (Figure 2C and 2D). In addition, Al dan Fe on peatlands with and without the N application increased from 0.6 cmol kg⁻¹ to 4.9 cmol kg⁻¹ and from 0.3 cmol kg⁻¹ to 3.0 cmol kg⁻¹ with CFA, respectively (Figures 2E and 2F). Increasing the Ca, Mg, Al, and Fe concentrations of peatlands with CFA application decreased the hot-water soluble C. This outcome affirmed the necessary function of these multivalent cation in the stabilization of easily decomposable C. The presence of exchangeable cation of Ca, Mg, Al, and Fe from added CFA also increased the sorption of easily decomposable C, resulting in reduction of organic C for microorganisms (Rowley et al., 2018; Singh et al., 2018).

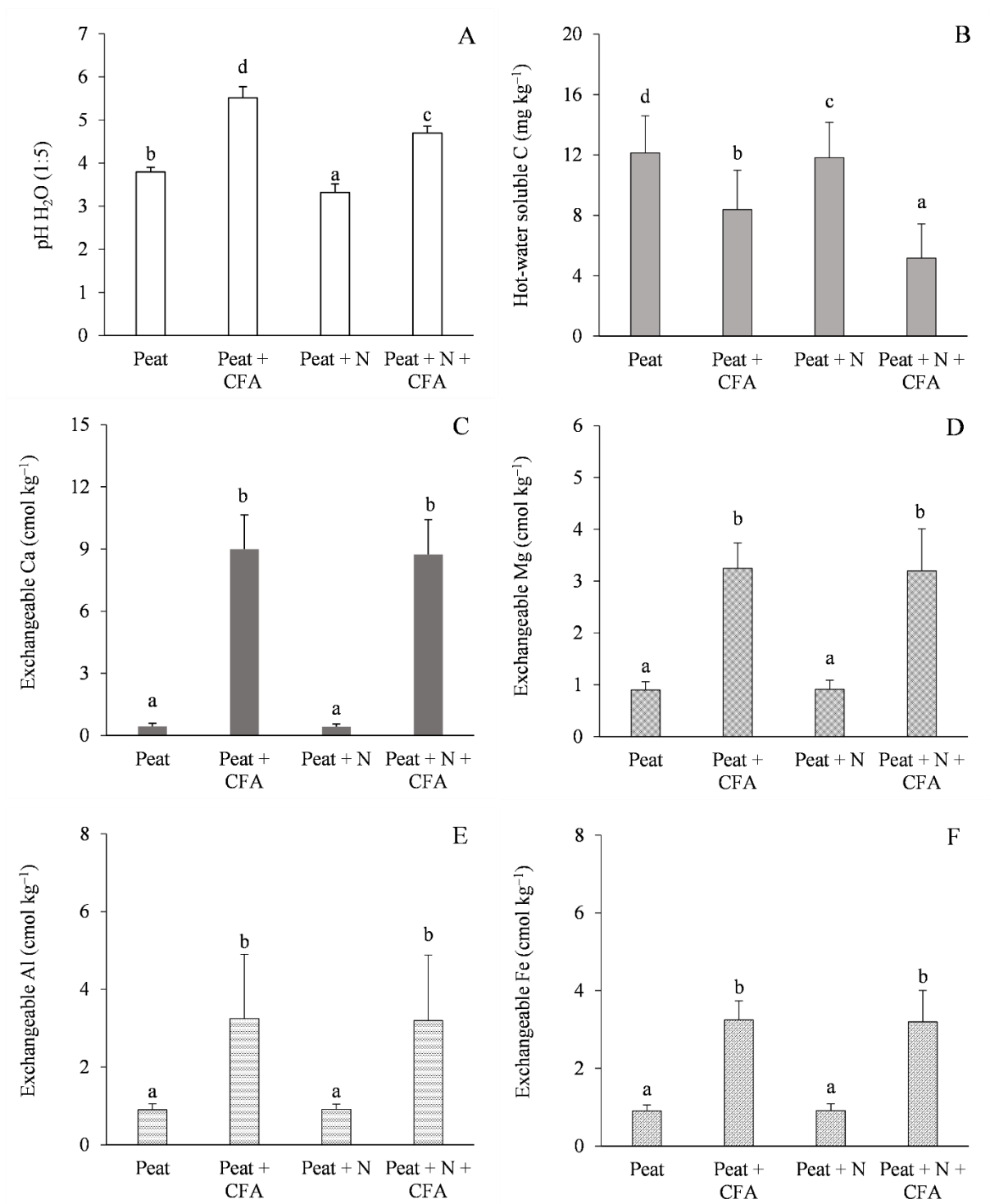


Figure 2. Changes in pH (A), carbohydrate content/hot-water soluble C (B), exchangeable Ca (C), exchangeable Mg (D), exchangeable Al (E), and exchangeable Fe (F) of peatlands with nitrogen and CFA application. The lines above the bar mean the standard deviation of the mean (n=6). Similar letters above the line show comparable effects of treatments according to the LSD test at $P < 0.05$

A low C mineralization in peatlands with the application of CFA also results from a decrease in the activity of microorganisms. CFA used in this study includes moderately high Al, Mn, and Fe (Table 1), which suppress microbial activity in the decomposition of organic C. This result is consistent with Fiałkiewicz-Kozieł et al. (2015) who indicated a decrease in microbial population in peatlands with highly concentrated Al, Cu, and the extreme amount of CFA particles. Rodríguez-Salgado et al. (2017) also showed a reduction in C mineralization of bentonite waste due to the existence of high toxic compound concentrations. Application of CFA at 100 Mg ha⁻¹ decreased microbial activity due to reduction in the number of beneficial microorganisms (*Azotocater*) (Parab et al., 2015). Furthermore, high CFA application reduced the activities of several enzymes, including L-asparaginase, b-glucosidase, arylsulfatase, and alkali phosphatase, and soluble C in composting public green waste (Belyaeva and Haynes, 2009). This study demonstrated the detrimental impact of compounds in CFA on decreases in microbial activity in peatlands, resulting in low C mineralization of peatlands.

This study indicated that the reduction in CO₂ production of peatlands with the N application was higher than those without N. CFA added to peatlands without N resulted in a 34% reduction in CO₂ production, while the addition of N led to a reduction of 44% (Figure 1). The high reduction in CO₂ production in peatlands with N addition is due to the reaction between added N and CFA, which does not enhance C mineralization. This is consistent with the study of Hamidi et al. (2022) who showed the use of CFA as a geopolymer for urea coating to produce controlled-release fertilizer. Previous studies also showed the use of CFA as a material to slow down the reaction of urea in soils (Hermawan et al., 2019; Manzoor et al., 2022).

Results obtained in our study suggest that the application of CFA brings several benefits, such as increasing peat pH and reducing carbon dioxide production. These results are in line with several previous studies that stated mixing CFA and compost increased soil pH and availability of P in peatland (Ichriani et al., 2021). The amendment of CFA mixing with other industrial wastes such as paper factory sludge and rice husk ash increases organic carbon, pH, available nutrients (Singh et al., 2022). Increasing peat pH was observed when peatlands applied with CFA at a rate of 60 Mg ha⁻¹ (Priatmadi et al., 2023). In a study on

the application of CFA to peatlands at rates 25-150 Mg ha⁻¹, Saidy et al. (2022) reported that production of carbon dioxide and methane decreased significantly with increasing the amount of applied CFA. Results of this study highlight the potency of CFA as an ameliorant for reducing the emission of green house gases from peatlands.

The long-term implications of using coal fly ash (CFA) in peatlands may have both positive and negative effects on soil health and sustainability. On the positive side, CFA improve soil fertility by providing essential nutrients and enhancing soil structure. Another positive effect of CFA application is the increase in pH levels of acidic peat soils. Peatlands are naturally acidic environments, and the addition of CFA neutralize the acidity, making the soil more suitable for plant growth. This may lead to increase plant diversity and biomass in peatland ecosystems. However, it's important to note that the long-term application of CFA on peatlands may also have negative effects. Long-term CFA application on peatlands also influence soil microbial communities and biodiversity. Several studies suggest that CFA application leads to the changes in the composition and activity of soil microorganisms (Woch et al., 2018; Varshney et al., 2020), which play crucial roles in nutrient cycling and ecosystem functioning. This could have implications for the overall sustainability and resilience of peatland ecosystems.

The results of this research show that industrial waste such as coal fly ash has high potential as an amendment material in peatlands. The application of CFA may result in ecological and environmental impact on the peatland ecosystem. The presence of CFA suppresses carbon mineralization in peat, which helps to slow down the process of peat loss due to microbial decomposition. This leads to positive environmental impacts by extending the longevity of peatlands and reducing carbon emissions. However, CFA may also contain the trace amount of heavy metals such as arsenic, lead, and mercury, which potentially leach into the surrounding soil and water, leading to heavy metal pollution. Carefully monitor and manage the application of CFA is crucial to minimize any potential negative impacts on the environment. Therefore, further research and monitoring are necessary to fully understand the environmental and ecological impacts of applying CFA to peatlands.

CONCLUSION

In conclusion, the addition of nitrogen (N) fertilizer to systems with abundant substrate availability, including peatlands, enhanced the process of carbon mineralization, resulting in increased carbon dioxide production. The application of CFA also decreased the availability of hot-water soluble carbon (carbohydrates) for microbial decomposition. This decrease resulted in low carbon mineralization when CFA was applied to peatlands. Additionally, the presence of Al and Fe in CFA suppressed microbial activity in peatlands, leading to a decrease in C mineralization of peatlands. This study showed the possibility of CFA as a soil ameliorant material for reducing carbon mineralization in peatlands.

ACKNOWLEDGMENT

The authors express their gratitude to Lambung Mangkurat University for providing funding for this study through the Research Grant # 615/UN8/PG/2023. The authors are also grateful to the field assistants who helped with peatlands sampling and the laboratory staff who helped with the laboratory work.

REFERENCES

1. Barnhisel R., Bertsch P.M. 1982. Aluminium. In: Page, A.L. and Miller, R.H. and Keeney, D.R. (eds.) *Methods of Soil Analysis. Part 2: Chemical and Microbiological Properties*. American Society of Agronomy, Inc., Soil Science Society of America, Inc. Wisconsin, USA, pp 275-300.
2. Belyaeva O.N., Haynes R.J. 2009. Chemical, microbial and physical properties of manufactured soils produced by co-composting municipal green waste with coal fly ash. *Bioresource Technology*, 10021, 5203-5209. <https://doi.org/10.1016/j.biortech.2009.05.032>
3. Bhatt A., Priyadarshini S., Acharath Mohanakrishnan A., Abri A., Sattler M., Techapaphawit S. 2019. Physical, chemical, and geotechnical properties of coal fly ash: A global review. *Case Studies in Construction Materials*, 11, e00263. <https://doi.org/10.1016/j.cscm.2019.e00263>
4. Blake G.R., Hartge K.H. 1986. Bulk density. In: Klute, A. (ed.) *Methods of Soil Analysis Part 1: Physical and Mineralogical Methods*. American Society of Agronomy-Soil Science Society of America, Inc. Madison, WI., pp 363-375.

5. Bremer J.M., Mulvaney C.S. 1982. Nitrogen-total. In: Page, A.L. and Keeney, D.R. (eds.) *Methods of Soil Analysis Part 2: Chemical and Biological Methods*. Soil Science Society of America Inc. Madison WI., pp 595-709.
6. Das S., Richards B.K., Hanley K.L., Krounbi L., Walter M.F., Walter M.T., Steenhuis T.S., Lehmann J. 2019. Lower mineralizability of soil carbon with higher legacy soil moisture. *Soil Biology and Biochemistry*, 130, 94-104. <https://doi.org/10.1016/j.soilbio.2018.12.006>
7. Hendrizal M., Kurnianto S., Suardiwerianto Y., Salam Y.W., Agus F., Astiani D., Sabiham S., Gauci V., Evans C.D. 2021. Conservation slows down emission increase from a tropical peatland in Indonesia. *Nature Geoscience*, 147, 484-490. <https://doi.org/10.1038/s41561-021-00785-2>
8. Dwibedi S.K., Sahu S.K., Pandey V.C., Rout K.K., Behera M. 2023. Seedling growth and physicochemical transformations of rice nursery soil under varying levels of coal fly ash and vermicompost amendment. *Environmental Geochemistry and Health*, 452, 319-332. <https://doi.org/10.1007/s10653-021-01074-y>
9. El-Naggar A., Lee S.S., Awad Y.M., Yang X., Ryu C., Rizwan M., Rinklebe J., Tsang D.C.W., Ok Y.S. 2018. Influence of soil properties and feedstocks on biochar potential for carbon mineralization and improvement of infertile soils. *Geoderma*, 332, 100-108. <https://doi.org/10.1016/j.geoderma.2018.06.017>
10. Fiałkiewicz-Kozieł B., Smieja-Król B., Ostrovnaya T.M., Frontasyeva M., Siemińska A., Lamentowicz M. 2015. Peatland microbial communities as indicators of the extreme atmospheric dust deposition. *Water, Air, & Soil Pollution*, 2264, 97. <https://doi.org/10.1007/s11270-015-2338-1>
11. Galicia-Andrés E., Escalona Y., Oostenbrink C., Tunega D., Gerzabek M.H. 2021. Soil organic matter stabilization at molecular scale: The role of metal cations and hydrogen bonds. *Geoderma*, 401, 115237. <https://doi.org/10.1016/j.geoderma.2021.115237>
12. Gao S., Song Y., Song C., Wang X., Ma X., Gao J., Cheng X., Du Y. 2022. Effects of temperature increase and nitrogen addition on the early litter decomposition in permafrost peatlands. *CATENA*, 209, 105801. <https://doi.org/10.1016/j.catena.2021.105801>
13. Grandy A.S., Erich M.S., Porter G.A. 2000. Suitability of the anthrone-sulfuric acid reagent for determining water soluble carbohydrates in soil water extracts. *Soil Biology & Biochemistry*, 325, 725-727. [https://doi.org/10.1016/S0038-0717\(99\)00203-5](https://doi.org/10.1016/S0038-0717(99)00203-5)
14. He H., Dong Z., Peng Q., Wang X., Fan C., Zhang X. 2017. Impacts of coal fly ash on plant growth and accumulation of essential nutrients and trace elements by alfalfa (*Medicago sativa*) grown in a loessial soil. *Journal of Environmental Management*, 197, 428-439. <https://doi.org/10.1016/j.jenvman.2017.04.028>

15. Hermawan A., Napoleon A., Bakri B. 2019. Physical properties of briquette fertilizers made from urea and fly ash-Azolla. *Journal of Tropical Soils*, 233, 143-150. <http://dx.doi.org/10.5400/jts.2018.v23i3.143-150>
16. Ichriani G.I., Sulistiyanto Y., Chotimah H.E.N.C. 2021. The use of ash and biochar derived oil palm bunch and coal fly ash for improvement of nutrient availability in peat soil of Central Kalimantan. *Journal of Degraded and Mining Lands Management*, 83, 2703. <https://www.doi.org/10.15243/jdmlm.2021.083.2703>
17. Kaur R., Goyal D. 2015. Mineralogical studies of coal fly ash for soil application in agriculture. *Particulate Science and Technology*, 331, 76-80. <https://doi.org/10.1080/02726351.2014.938378>
18. Knudsen D., Peterson G.A. 1982. Lithium, sodium dan potassium. In: Page, A.L. and Miller, R.H. and Keeney, D.R. (eds.) *Methods of Soil Analysis: Part 2 Chemical and Biological Properties*. American Society of Agronomy, Inc., Soil Science Society of America, Inc. Madison, pp 225-246.
19. Lanyon L.E., Heald W.R. 1982. Magnesium, calcium, strontium and barium. In: Page, A.L. and Miller, R.H. and Keeney, D.R. (eds.) *Methods of Soil Analysis: Part 2 Chemical and Biological Properties*. American Society of Agronomy, Inc., Soil Science Society of America, Inc. Madison, pp 247-274.
20. Laxmidhar P., Subhakanta D. 2020. Characterization and utilization of coal fly ash: a review. *Emerging Materials Research*, 93, 921-934. <https://doi.org/10.1680/jemmr.18.00097>
21. Lim S.-S., Choi W.-J. 2014. Changes in microbial biomass, CH₄ and CO₂ emissions, and soil carbon content by fly ash co-applied with organic inputs with contrasting substrate quality under changing water regimes. *Soil Biology and Biochemistry*, 68, 494-502. <https://doi.org/10.1016/j.soilbio.2013.10.027>
22. Lim S.S., Choi W.J., Chang S.X., Arshad M.A., Yoon K.S., Kim H.Y. 2017. Soil carbon changes in paddy fields amended with fly ash. *Agriculture, Ecosystems & Environment*, 245, 11-21. <https://doi.org/10.1016/j.agee.2017.03.027>
23. Liu M., Ding Y., Peng S., Lu Y., Dang Z., Shi Z. 2019. Molecular fractionation of dissolved organic matter on ferrihydrite: effects of dissolved cations. *Environmental Chemistry*, 162, 137-148. <https://doi.org/10.1071/EN18235>
24. Luo L., Yu J., Zhu L., Gikas P., He Y., Xiao Y., Deng S., Zhang Y., Zhang S., Zhou W., Deng O. 2022. Nitrogen addition may promote soil organic carbon storage and CO₂ emission but reduce dissolved organic carbon in Zoige peatland. *Journal of Environmental Management*, 324, 116376. <https://doi.org/10.1016/j.jenvman.2022.116376>
25. Manzoor E., Majeed Z., Nawazish S., Akhtar W., Baig S., Baig A., Fatima Bukhari S.M., Mahmood Q., Mir Z., Shaheen S. 2022. Wood ash additive for performance improvement of gelatin-based slow release urea fertilizer. in: *Agriculture*, Vol. 12.

26. Mathapati M., Amate K., Durga Prasad C., Jayavardhana M.L., Hemanth Raju T. 2022. A review on fly ash utilization. *Materials Today: Proceedings*, 50, 1535-1540. <https://doi.org/10.1016/j.matpr.2021.09.106>
27. McKinzie W.E. 1974. Criteria used in soil taxonomy to classify organic soils. In: AAndahl, A.R. and Boul, S.W. and Hill, d. and Bailey, H.H. (eds.) *Histosols: Their Characteristics, Classification, and Use*. Soil Science Society of America. Madison, WI., pp 1-10.
28. McLean E.O. 1982. Soil pH and lime requirement. In: Page, A.L. and Keeney, D.R. (eds.) *Methods of Soil Analysis Part 2: Chemical and Biological Properties*. Soil Science Society of America. Madison WI., pp 199-224.
29. Miao S., Ye R., Qiao Y., Zhu-Barker X., Doane T.A., Horwath W.R. 2017. The solubility of carbon inputs affects the priming of soil organic matter. *Plant and Soil*, 4101, 129-138. <https://doi.org/10.1007/s11104-016-2991-1>
30. Mishra S., Page S.E., Cobb A.R., Lee J.S.H., Jovani-Sancho A.J., Sjögersten S., Jaya A., Aswandi, Wardle D.A. 2021. Degradation of Southeast Asian tropical peatlands and integrated strategies for their better management and restoration. *Journal of Applied Ecology*, 587, 1370-1387. <https://doi.org/10.1111/1365-2664.13905>
31. Moore T.R., Bubier J.L. 2020. Plant and soil nitrogen in an ombrotrophic peatland, southern Canada. *Ecosystems*, 231, 98-110. <https://doi.org/10.1007/s10021-019-00390-w>
32. Nelson D.W., Sommers L.E. 1996. Total carbon, organic carbon and organic matter. In: Sparks, D.L. (ed.) *Methods of Soil Analysis Part 3: Chemical Methods*. Soil Science Society of America-American Society of Agronomy Inc. Madison WI., pp 961-1011.
33. Normand A.E., Turner B.L., Lamit L.J., Smith A.N., Baiser B., Clark M.W., Hazlett C., Kane E.S., Lilleskov E., Long J.R., Grover S.P., Reddy K.R. 2021. Organic matter chemistry drives carbon dioxide production of peatlands. *Geophysical Research Letters*, 4818, e2021GL093392. <https://doi.org/10.1029/2021GL093392>
34. Olsen S.R., Sommers L.E. 1982. Phosphorus. In: Page, A.L. and Miller, R.H. and Keeney, D.R. (eds.) *Methods of Soil Analysis. Part 2: Chemical and Microbiological Properties*. American Society of Agronomy, Inc., and Soil Science Society of America, Inc. Madison, Wisconsin USA, pp 403-430.
35. Olson R.V., Ellis R. 1982. Iron. In: Page, A.L. and Miller, R.H. and Keeney, D.R. (eds.) *Methods of Soil Analysis. Part 2: Chemical and Microbiological Properties*. American Society of Agronomy, Inc., Soil Science Society of America, Inc. Madison, Wisconsin USA, pp 301-312.
36. Osaki M., Kato T., Kohyama T., Takahashi H., Haraguchi A., Yabe K., Tsuji N., Shiodera S., Rahajoe J.S., Atikah T.D., Oide A., Matsui K., Wetadewi R.I., Silsigia S. 2021. Basic Information About Tropical

- Peatland Ecosystems. In: Osaki, M. and Tsuji, N. and Foad, N. and Rieley, J. (eds.) *Tropical Peatland Eco-management*. Springer Singapore. Singapore, pp 3-62.
37. Page S., Mishra S., Agus F., Anshari G., Dargie G., Evers S., Jauhiainen J., Jaya A., Jovani-Sancho A.J., Laurén A., Sjögersten S., Suspense I.A., Wijedasa L.S., Evans C.D. 2022. Anthropogenic impacts on lowland tropical peatland biogeochemistry. *Nature Reviews Earth & Environment*, 37, 426-443. <https://doi.org/10.1038/s43017-022-00289-6>
 38. Parab N., Sinha S., Mishra S. 2015. Coal fly ash amendment in acidic field: Effect on soil microbial activity and onion yield. *Applied Soil Ecology*, 96, 211-216. <https://doi.org/10.1016/j.apsoil.2015.08.007>
 39. Parent L.E., Caron J. 1993. Physical Properties of Organic Soils. In: Carter, M.R. (ed.) *Soil Sampling and Methods of Analysis*. Lewis Publishers. Boca Raton, pp 441-458.
 40. Payne R. 2008. *A Guide to Anova and Design in Genstat*. VSN International, Hempstead, UK.
 41. Preston M.D., Basiliko N. 2016. Carbon mineralization in peatlands: Does the soil microbial community composition matter? *Geomicrobiology Journal*, 332, 151-162. <https://doi.org/10.1080/01490451.2014.999293>
 42. Priatmadi J.B., Septiana M., Saïdy R.A. 2023. Growth performance and yield of rice grown in three different types of soil collected from rice fields with coal fly ash application. *Plant, Soil and Environment*, 697, 314-323. DOI: 10.17221/245/2022-PSE
 43. Rakhsh F., Golchin A., Beheshti Al Agha A., Alamdari P. 2017. Effects of exchangeable cations, mineralogy and clay content on the mineralization of plant residue carbon. *Geoderma*, 307, 150-158. <https://doi.org/10.1016/j.geoderma.2017.07.010>
 44. Rhoades J.D. 1982. Cation exchange capacity. In: Page, A.L. and Miller, R.H. and Keeney, D.R. (eds.) *Methods of Soil Analysis Part 2: Chemical and Microbiological Properties*. American Society of Agronomy, Inc., Soil Science Society of America, Inc. Wisconsin, pp 149-158.
 45. Rodríguez-Salgado I., Pérez-Rodríguez P., Santás V., Nóvoa-Muñoz J.C., Arias-Estévez M., Díaz-Raviña M., Fernández-Calviño D. 2017. Carbon mineralization in acidic soils amended with an organo-mineral bentonite waste. *Journal of soil science and plant nutrition*, 173, 624-634. <http://dx.doi.org/10.4067/S0718-95162017000300006>
 46. Rowley M.C., Grand S., Verrecchia É.P. 2018. Calcium-mediated stabilisation of soil organic carbon. *Biogeochemistry*, 1371, 27-49. <https://doi.org/10.1007/s10533-017-0410-1>
 47. Saïdy A.R., Hayati A., Septiana M. 2020. Different effects of ash application on the carbon mineralization and microbial biomass carbon of reclaimed mining soils. *Journal of Soil Science and Plant Nutrition*, 10, 1001-1012. <https://doi.org/10.1007/s42729-020-00187-0>

48. Saidy A.R., Priatmadi B.J., Septiana M. 2022. Reduction in carbon dioxide and methane production of tropical peatlands due to coal fly-ash application. IOP Conference Series: Earth and Environmental Science, 9761, 012022. [10.1088/1755-1315/976/1/012022](https://doi.org/10.1088/1755-1315/976/1/012022)
49. Shakeel A., Khan A.A., Alharby H.F., Bamagoos A.A., Tombuloglu H., Hakeem K.R. 2021. Evaluation of coal fly ash for modulating the plant growth, yield, and antioxidant properties of *Daucus carota* (L.): A sustainable approach to coal waste recycling. Sustainability, 139. <https://doi.org/10.3390/su13095116>
50. Singh D., Tripathi D.M., Tripathi S. 2022. A Review on Fly Ash as a Potential Source of Soil Amendment in Agriculture. Advances in Microbiology, 102.
51. Singh J.S., Pandey V.C., Singh D.P. 2011. Coal fly ash and farmyard manure amendments in dry-land paddy agriculture field: Effect on N-dynamics and paddy productivity. Applied Soil Ecology, 472, 133-140. <https://doi.org/10.1016/j.apsoil.2010.11.011>
52. Singh M., Sarkar B., Sarkar S., Churchman J., Bolan N., Mandal S., Menon M., Purakayastha T.J., Beerling D.J. 2018. Chapter Two - Stabilization of Soil Organic Carbon as Influenced by Clay Mineralogy. In: Sparks, D.L. (ed.) *Advances in Agronomy*. Academic Press, pp 33-84.
53. Solly E.F., Weber V., Zimmermann S., Walthert L., Hagedorn F., Schmidt M.W.I. 2020. A critical evaluation of the relationship between the effective cation exchange capacity and soil organic carbon content in Swiss forest soils. Frontiers in Forests and Global Change, 3. <https://doi.org/10.3389/ffgc.2020.00098>
54. Song Y., Cheng X., Song C., Li M., Gao S., Liu Z., Gao J., Wang X. 2022. Soil CO₂ and N₂O emissions and microbial abundances altered by temperature rise and nitrogen addition in active-layer soils of permafrost peatland. Frontiers in Microbiology, 13. <https://doi.org/10.3389/fmicb.2022.1093487>
55. Song Y., Song C., Meng H., Swarzenski C.M., Wang X., Tan W. 2017. Nitrogen additions affect litter quality and soil biochemical properties in a peatland of Northeast China. Ecological Engineering, 100, 175-185. <https://doi.org/10.1016/j.ecoleng.2016.12.025>
56. Song Y., Song C., Tao B., Wang J., Zhu X., Wang X. 2014. Short-term responses of soil enzyme activities and carbon mineralization to added nitrogen and litter in a freshwater marsh of Northeast China. European Journal of Soil Biology, 61, 72-79. <https://doi.org/10.1016/j.ejsobi.2014.02.001>
57. Soong J.L., Parton W.J., Calderon F., Campbell E.E., Cotrufo M.F. 2015. A new conceptual model on the fate and controls of fresh and pyrolyzed plant litter decomposition. Biogeochemistry, 1241, 27-44. <https://doi.org/10.1007/s10533-015-0079-2>
58. Sowers T.D., Stuckey J.W., Sparks D.L. 2018. The synergistic effect of calcium on organic carbon sequestration to ferrihydrite. Geochemical Transactions, 191, 4. <https://doi.org/10.1186/s12932-018-0049-4>

59. Tsadilas C.D., Hu Z., Bi Y., Nikoli T. 2018. Utilization of coal fly ash and municipal sewage sludge in agriculture and for reconstruction of soils in disturbed lands: results of case studies from Greece and China. *International Journal of Coal Science & Technology*, 51, 64-69. <https://doi.org/10.1007/s40789-018-0202-9>
60. Varshney A., Mohan S., Dahiya P. 2020. Composition and Dynamics of Microbial Communities in Fly Ash-Amended Soil. In: Varma, A. and Tripathi, S. and Prasad, R. (eds.) *Plant Microbiome Paradigm*. Springer International Publishing. Cham, pp 231-246.
61. Wang H., Hu G., Xu W., Boutton T.W., Zhuge Y., Bai E. 2018. Effects of nitrogen addition on soil organic carbon mineralization after maize stalk addition. *European Journal of Soil Biology*, 89, 33-38. <https://doi.org/10.1016/j.ejsobi.2018.10.002>
62. Warren M., Frolking S., Dai Z., Kurnianto S. 2017. Impacts of land use, restoration, and climate change on tropical peat carbon stocks in the twenty-first century: implications for climate mitigation. *Mitigation and Adaptation Strategies for Global Change*, 227, 1041-1061. <https://doi.org/10.1007/s11027-016-9712-1>
63. Woch M.W., Radwańska M., Stanek M., Łopata B., Stefanowicz A.M. 2018. Relationships between waste physicochemical properties, microbial activity and vegetation at coal ash and sludge disposal sites. *Science of The Total Environment*, 642, 264-275. <https://doi.org/10.1016/j.scitotenv.2018.06.038>
64. Xiao D., Huang Y., Feng S., Ge Y., Zhang W., He X., Wang K. 2018. Soil organic carbon mineralization with fresh organic substrate and inorganic carbon additions in a red soil is controlled by fungal diversity along a pH gradient. *Geoderma*, 321, 79-89. <https://doi.org/10.1016/j.geoderma.2018.02.003>
65. Yadav V.K., Pandita P.R. 2019. Fly ash properties and their applications as a soil ameliorant. In: Rathoure, A.K. (ed.) *Amelioration Technology for Soil Sustainability*. IGI Global, pp 59-89.
66. Zhang L., Liu X., Duddleston K., Hines M.E. 2020. The effects of pH, temperature, and humic-like substances on anaerobic carbon degradation and methanogenesis in ombrotrophic and minerotrophic Alaskan peatlands. *Aquatic Geochemistry*, 263, 221-244. <https://doi.org/10.1007/s10498-020-09372-0>

**6. Notifikasi dari editor: *Revisiof of the manuscript* telah diterima jurnal
(21 Desember 2023)**

New revision received by Editorial Office (JEENG-05028-2023-02)

1 message

Journal of Ecological Engineering <kontakt@editorialsystem.com>

Thu, Dec 21, 2023 at 10:19 PM

Reply-To: "j.kujawska@pollub.pl" <j.kujawska@pollub.pl>

To: Bambang Priatmadi <bj_priatmadi@ulm.ac.id>

Dear Dr. Priatmadi,

Thank you for the revision of the manuscript: Reduction in Carbon Dioxide Production of Tropical Peatlands Under Nitrogen Fertilizer with Coal Fly Ash Application.

The following number has been assigned to it: JEENG-05028-2023-02.

The manuscript will be rated once again by the Editors and then sent to the Reviewers.

You will be informed by email about any further decisions on this article.

Kindest regards,
Justyna Kujawska
Managing Editor
Journal of Ecological Engineering

Editorial System is available here: <https://www.editorialsystem.com/jeeng/>

7. Notifikasi dari editor: Artikel telah diterima (accepted)

(23 Desember 2023)

Decision on manuscript JEENG-05028-2023-02

1 message

Journal of Ecological Engineering <kontakt@editorialsystem.com>
Reply-To: "j.kujawska@pollub.pl" <j.kujawska@pollub.pl>
To: Bambang Priatmadi <bj_priatmadi@ulm.ac.id>

Sat, Dec 23, 2023 at 6:25 AM

December 22, 2023
JEENG-05028-2023-02
Reduction in Carbon Dioxide Production of Tropical Peatlands Under Nitrogen Fertilizer with Coal Fly Ash Application

Dear Dr. Priatmadi,

I am pleased to inform you that your manuscript, entitled: Reduction in Carbon Dioxide Production of Tropical Peatlands Under Nitrogen Fertilizer with Coal Fly Ash Application, has been accepted for publication in our journal.

Thank you for submitting your work to us.

Kindest regards,
Justyna Kujawska
Managing Editor
Journal of Ecological Engineering

8. Notifikasi dari editor: Proof version of article for publication

Respon penulis: Setuju dengan proof version untuk publikasi

(27 dan 31 Desember 2023)

JEE 25(2), 2024

2 messages

Journal of Ecological Engineering <office@jeeng.net>
To: bj_priatmadi@ulm.ac.id

Wed, Dec 27, 2023 at 9:11 PM

Dear Author,

I am sending a proof version of the article for publication in the Journal of Ecological Engineering, Vol. 25, Iss. 2, 2024.

Please read the final version of the work, and use the attached PDF file if you need to add your comments.

Please send your acceptance to 31st of December.

Best Regards,

Monika Mielnik

Editorial Assistant

Journal of Ecological Engineering

 **Priatmadi.pdf**
1164K

Bambang Joko priatmadi <bj_priatmadi@ulm.ac.id>
To: Journal of Ecological Engineering <office@jeeng.net>

Sun, Dec 31, 2023 at 6:14 AM

Accepted.

[Quoted text hidden]

Reduction in Carbon Dioxide Production of Tropical Peatlands Under Nitrogen Fertilizer with Coal Fly Ash Application

Bambang J. Priatmadi^{1,3*}, Meldia Septiana¹, Ronny Mulyawan², Hairil Ifansyah¹, Abdul Haris¹, Afiah Hayati¹, Muhammad Mahbub¹, Akhmad R. Saidy^{1,3}

¹ Department of Soil, Faculty of Agriculture, Lambung Mangkurat University, Jalan A. Yani KM 36, Simpang Empat Banjarbaru, Kalimantan Selatan 70714, Indonesia

² Department of Agroecotechnology, Faculty of Agriculture, Lambung Mangkurat University, Jalan A. Yani KM 36, Simpang Empat Banjarbaru, Kalimantan Selatan 70714, Indonesia

³ Doctoral Program of Agricultural Science, Postgraduate Program Lambung Mangkurat University, Jalan A. Yani KM 36, Simpang Empat Banjarbaru, Kalimantan Selatan 70714, Indonesia

* Corresponding author's e-mail: bj_priatmadi@ulm.ac.id

ABSTRACT

The utilization of nitrogen (N) fertilizer in peatlands, with the aim of increasing crop growth and production, is also reported to increase carbon dioxide (CO₂) emissions. The application of coal fly ash (CFA) to soil may change soil physico-chemical characteristics, thereby influence carbon mineralization, but its effect on CO₂ production is not yet clear. Consequently, the purpose of this study was to quantify the CO₂ production of tropical peatlands that received N fertilizer and CFA. In the laboratory experiment, CFA equivalent to the application of 150 Mg·ha⁻¹ in the field was added to peatlands with and without N fertilizer. These mixtures were then incubated at 70% water-filled pore space (WFPS) for 30 days at room temperature. Carbon mineralization was measured on a 5-day basis, while several chemical characteristics of treated peatlands, including pH, hot water-soluble C, exchangeable-Ca, -Mg, -Fe, and -Al were measured at the conclusion of the incubation period. This study identified that N fertilizer application increased the CO₂ production of tropical peatlands from 29.25 g·kg⁻¹ to 37.12 g·kg⁻¹. Furthermore, the application of CFA on tropical peatlands reduced CO₂ production of tropical peatlands with and without N fertilizer. Decreasing the amount of hot water-soluble carbon from peatlands may account for the reduced CO₂ production of peatlands with CFA. The study also showed that exchangeable-Ca, -Mg, -Fe, and -Al increased in peatlands with CFA application, and these multivalent cations were also attributed to a reduction of CO₂ production. In conclusion, the negative effects of N fertilizer application on peatlands in increasing CO₂ emission may be reduced by the application of CFA.

Keywords: carbon mineralization, carbon cycles, exchangeable cation, global warming, retention.

INTRODUCTION

Tropical peatlands contribute significantly to carbon dioxide emissions as a result of the decomposition of organic carbon containing in the peats. These peatlands are formed over centuries through the accumulation of partially decayed plant material under waterlogged conditions (Osaki et al., 2021). In addition, this organic matter decomposes rapidly when peatlands were drained and converted into agricultural or industrial land,

thereby emitting much carbon dioxide to the atmosphere (Mishra et al., 2021; Page et al., 2022). These areas are of particular concern as they contain some of the largest reserves of carbon in the world. Consequently, peatlands are a crucial focal point in the battle against climate change, as their destruction leads to the release of significant amounts of greenhouse gases into the atmosphere (Warren et al., 2017; Deshmukh et al., 2021).

The use of nitrogen fertilizer to enhance crop growth and production may have unintended

consequences for tropical peatlands. Previous studies have indicated that adding nitrogen to the soil results in an increased rate of peat decomposition, leading to a greater release of carbon dioxide (Moore and Bubier, 2020). This is because nitrogen stimulates the growth of microorganisms that more actively break down the organic matter in the peatlands (Song et al., 2017; Song et al., 2022). Therefore, it is necessary to adopt sustainable and responsible farming practices that consider tropical peatlands in mitigating climate change.

As an industrial waste product generated by coal-fired power plants, coal fly ash (CFA) contains significant amounts of plant essential nutrients, including calcium, magnesium, sodium, and potassium (Kaur and Goyal, 2015; Bhatt et al., 2019; Mathapati et al., 2022). Consequently, CFA is frequently used to enhance the fertility of soil and plant growth. Furthermore, CFA neutralizes pH, reduces soil compaction, and improves soil structure (Tsadilas et al., 2018; Yadav and Pandita, 2019; Dwibedi et al., 2023). Accordingly, CFA increases the nitrogen and phosphorus (Singh et al., 2011; He et al., 2017), which promotes better plant growth and yield (He et al., 2017; Shakeel et al., 2021; Priatmadi et al., 2023). The results of previous studies indicated that CFA has a high potential to be utilized as ameliorant to increase soil quality and improve the production of crops.

CFA includes substantial cations, such as Ca, Mg, Al, and Fe, which influence biochemical reactions when applied to soils. Previous studies have shown that the presence of multivalent cation in soils, including Ca and Mg, suppresses carbon mineralization, thereby increasing the organic matter content (Das et al., 2019; Galicia-Andrés et al., 2021). Multivalent cation form organic carbon–cation complexes through a mechanism and function as a bridge between the negative charge and the functional groups of organic materials (Rakhsh et al., 2017; Solly et al., 2020). Application of CFA containing multivalent cation to peatlands may also decrease the rate of carbon mineralization, leading to reduction in CO₂ production. Even though there have been many studies on its use as a soil ameliorant, there is still very limited information on the role of CFA in suppressing carbon mineralization. Therefore, the aim of this study was to quantify the effect of CFA application on carbon mineralization in peatlands.

METHODS AND MATERIALS

Sampling of peatlands and CFA

Peatlands sample (Hemic Histosols) were collected from the Desa Landasan Ulin Utara, Liang Anggang Sub-district, Banjarbaru Regency, South Kalimantan, Indonesia. The sampling was carried out from 0–30 cm depth in various sampling points, followed by meticulous cleansing cleaning of roots and plant litter, and then homogenized. During peat sampling, bulk density (BD) was also determined using the ring soil sampler technique (Blake and Hartge, 1986). The sampled peat was then stored at 4 °C used for the study, and some was used to determine peat characteristics, as shown in Table 1.

CFA was sampled from dumping areas of a power plant situated at the Desa Asam Asam, Jorong Sub-district, South Kalimantan, Indonesia. Determination of the BD of CFA using the method of ring soil sampler (Blake and Hartge, 1986) was also carried out during sampling. After the sampling process was complete, CFA was air-dried, sieved to a size of 2.00 mm, then stored at 4 °C, and some were used for CFA characterization.

Incubation experiment

The CFA effect on changes in mineralization of carbon in peatlands with nitrogen addition was quantified through an incubation study in the laboratory employing a completely randomized design. The treatment has 6 replications consisting of (1) peatlands without treatment/control (peat), (2) peatlands with CFA application (peat + CFA), (3) peatlands with nitrogen application (peat + N), and (4) peatlands with nitrogen and CFA application (peat + N + CFA). The amount of nitrogen and CFA added to peat is equivalent to 150 kg urea ha⁻¹ and 100 Mg ha⁻¹ in field application, respectively.

An amount of peat sample was placed in the incubation vessel (1.95 cm diameter), and then nitrogen and CFA based on the treatment were applied to the incubation vessel and combined equally with the peats. The amount of peat in the incubation vessel was measured to acquire the exact BD as the measurement results in the field following the compression to a depth of 2.0 cm. Aquadest was added carefully to the mixture of peats-nitrogen-CFA to acquire 70% water-filled pore space (WFPS), and compressed to a depth of 2.0 cm. The

Table 1. Characteristics of peatlands and CFA. Numbers after \pm represent the standard deviation of the mean (n=3)

Characteristics	Peatlands	CFA
Peat decomposition:		
- von Post' scale ^a	H5	-
- Pyrophosphate index ^a (%)	27.87 \pm 6.34	-
- Rubbed fiber content ^a (%)	32.45 \pm 2.56	-
BD (Mg m ⁻³)	0.29 \pm 0.07	1.83 \pm 0.07
pH (H ₂ O) ^b	4.65 \pm 0.12	7.87 \pm 0.23
Organic carbon ^c (g kg ⁻¹)	265.78 \pm 4.76	3.87 \pm 0.08
Total nitrogen ^d (g kg ⁻¹)	2.76 \pm 0.05	0.58 \pm 0.05
Total phosphorous ^e (g kg ⁻¹)	12.56 \pm 4.56	4.56 \pm 0.76
Calcium ^f (mg kg ⁻¹)	2.21 \pm 0.06	867.45 \pm 9.65
Magnesium ^f (mg kg ⁻¹)	1.87 \pm 0.08	376.65 \pm 8.84
Aluminium ^f (mg kg ⁻¹)	3.45 \pm 0.12	487.34 \pm 9.88
Iron ^f (mg kg ⁻¹)	4.87 \pm 0.15	354.55 \pm 8.67
Manganese ^f (mg kg ⁻¹)	1.23 \pm 0.09	143.23 \pm 5.87
Cation exchangeable capacity ^g (cmol kg ⁻¹)	46.78 \pm 4.87	-

Note: ^aMethods for determination of physical properties of organic soils (Parent and Caron, 1993); ^bMethod of electrode glass in moist sample and water (1:5, mass:volume) (McLean, 1982); ^cMethod of wet oxidation Walkley-Black (Nelson and Sommers, 1996); ^dMethod of Kjeldahl (Bremer and Mulvaney, 1982); ^ePeat and CFA digested using 60% HClO₄ and then measured at 660 nm (Olsen and Sommers, 1982); ^fPeat and CFA digested using the mixture of HNO₃, HClO₄, as well as the concentration of cation in the digested solution were quantified utilizing an atomic absorption spectrophotometer (Barnhisel and Bertsch, 1982; Knudsen and Peterson, 1982; Lanyon and Heald, 1982; Olson and Ellis, 1982); ^gMethod of ammonium acetate (pH 7.0) (Rhoades, 1982).

incubation vessel was placed in a 1000 mL Mason jar equipped with an airtight lid with rubber septa for gas sampling. The jar was then incubated for a duration of 30 days, in darkness, at a constant temperature. In the Mason jar, 15 mL distilled water is also placed in a 20 mL glass vial to retain humidity during the incubation period.

The measurement of carbon mineralization was carried out every 5 days by taking out 10 mL of headspace gas in every jar utilizing syringe at a 10 mL. The sampled gas was then injected into a gas chromatograph (Shimadzu GC-14A equipped with a thermal conductivity detector) for CO₂ measurement. Accurate water addition to the peat in each incubation vessel is also carried out every time the jar is periodically opened to maintain a consistent water content throughout the incubation period. Total carbon mineralization during a 30-day incubation period for each jar was determined as the total of each carbon mineralization quantified every 5 days and stated as the cumulative carbon mineralization.

After the completion of the incubation period, selected soil chemical characteristics were examined, including soil pH, hot-water soluble carbon, exchangeable Ca, Mg, Fe, and Al. The soil pH of incubated peat was specified using the method

of glass electrode in water (1:5 = peat:water) (McLean, 1982), while the concentration of hot-water soluble carbon of the peat was measured using the anthrone-sulfuric acid technique (Grandy et al., 2000). Furthermore, the extraction of exchangeable Ca and Mg was carried out using ammonium acetate 1.0 N pH 7.0. For Al and Fe, KCl 1.0 N and 0.05 M EDTA (pH 7.0), were used for the extraction, respectively. The contents of Ca, Mg, Al, and Fe in the extracted solution were measured utilizing an atomic adsorption spectrophotometer (Barnhisel and Bertsch, 1982; Lanyon and Heald, 1982).

Data analysis

This study used ANOVA (analysis of variance) to determine the impact of CFA application on the observed variables. The Bartlett and Shapiro-Wilk tests were completed on all observed variables before ANOVA to ensure the homogeneity of variance and the normal distribution of all data. Furthermore, the LSD (least significant difference) test was carried out at $P \leq 0.05$ when the treatments had a significant impact on the variables. All examinations were carried out utilizing the statistical package of GenStat 12th Ed. (Payne, 2008).

RESULTS AND DISCUSSIONS

Characteristics of peatlands and CFA

The peat used in this study according to the von Post scale, pyrophosphate index, and rubbed fiber contents, was classified as moderately decomposed or hemic (McKinzie, 1974; Parent and Caron, 1993). This peat has a relatively low BD, namely 0.29 Mg m^{-3} with a very acidic soil reaction ($\text{pH} = 4.65$), as shown in Table 1. Accordingly, the peatland respectively contains an organic C and total N contents reaching 266 g kg^{-1} and 2.8 g kg^{-1} (Table 1). Exchangeable Ca and Mg contents in the peat used were relatively low, with total Al and iron contents reaching 3 and 5 mg kg^{-1} , respectively (Table 1). Cation exchange capacity (CEC) of peat was very high at 47 cmol kg^{-1} (Table 1).

CFA had a high BD (1.8 Mg m^{-3}), with an alkaline reaction ($\text{pH} 7.9$). Furthermore, there was low organic C and total N content in CFA, but Ca, Mg, Al, Mn, and Fe were very high (Table 1). Having an alkaline pH with an increased level of Ca, Mg, Fe, and Al cation was characteristics commonly found in CFA (Bhatt et al., 2019; Laxmidhar and Subhakanta, 2020).

Effect of CFA on carbon mineralization of peatlands with nitrogen addition

The study results showed that applying N fertilizer to peat increased carbon mineralization from 29 mg kg^{-1} to 47 mg kg^{-1} , as shown in Figure 1. Based on the theory of substrate use, microorganisms prioritize the use of added N due to its relatively easier breakdown of the organic material,

thereby leading to increased carbon mineralization (Wang et al., 2018). The addition of N does not increase carbon mineralization under conditions where the amount of C is limited for the microbial decomposition. However, when the amount of organic C is not a limiting factor, the addition of N will increase C mineralization (Song et al., 2014). Due to the high amount of organic C in the peat used in this study, it is expected that increasing N will stimulate C mineralization, resulting in a high CO_2 production. Previous studies have also shown increased C mineralization in soil with the N application (Gao et al., 2022; Luo et al., 2022).

Application of CFA increased pH from 3.8 to pH 5.5 in peat without N addition, and increased from pH 3.3 to pH 4.7 in peat with N addition (Figure 2A). However, increases in peat pH due to the CFA application were not followed by an increase in C mineralization. In a condition of peat pH increased with CFA application in both with and without N addition, C mineralization, on the other hand, decreased (Figure 1). Furthermore, peatlands with added N had a lower pH than those without N (Figure 2A), while C mineralization of peatlands increased in peat with N addition treatment (Figure 1). This shows that C mineralization in peatlands in this study is not controlled by the pH of the peatlands. These results contrast to the results of previous studies showed that pH is the dominant factor controlling C mineralization in peatlands (Preston and Basiliko, 2016; Zhang et al., 2020). An increase in soil pH due an application of soil ameliorant generally results in increased C mineralization in soils (El-Naggar et al., 2018; Xiao et al., 2018). No relationship was found between the rate of C mineralization and the

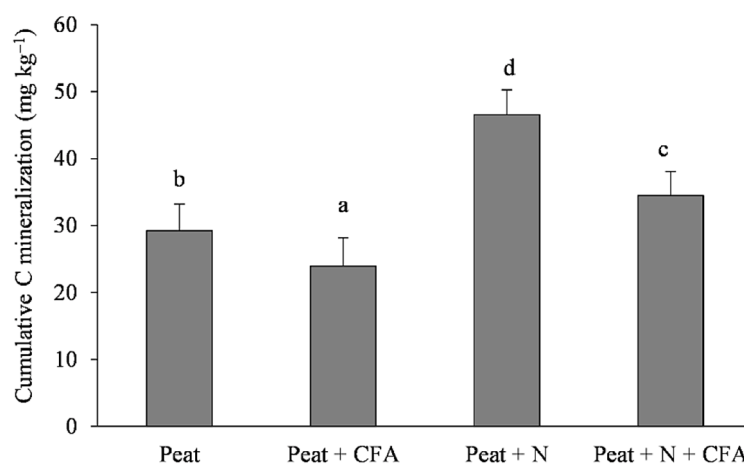


Figure 1. Carbon mineralization of peatlands under nitrogen addition with CFA application. The lines above the bar mean the standard deviation of the mean ($n=6$). Similar letters above the line show comparable effects of treatments according to the LSD test at $P < 0.05$

changes in peat pH in this study was due to small changes caused by CFA application, namely from pH of 3.3–3.8 to pH of 4.7–5.5 (Figure 2A).

Carbon mineralization was reduced due to application of CFA to peatlands with and without the N application. The decrease in C mineralization

was due to a low substrate availability with the addition of CFA. The decrease in the amount of substrate available for microbial decomposition occurs due to the binding process by multivalent cation present in CFA. A large amount of multivalent cation was present in CFA, including Ca,

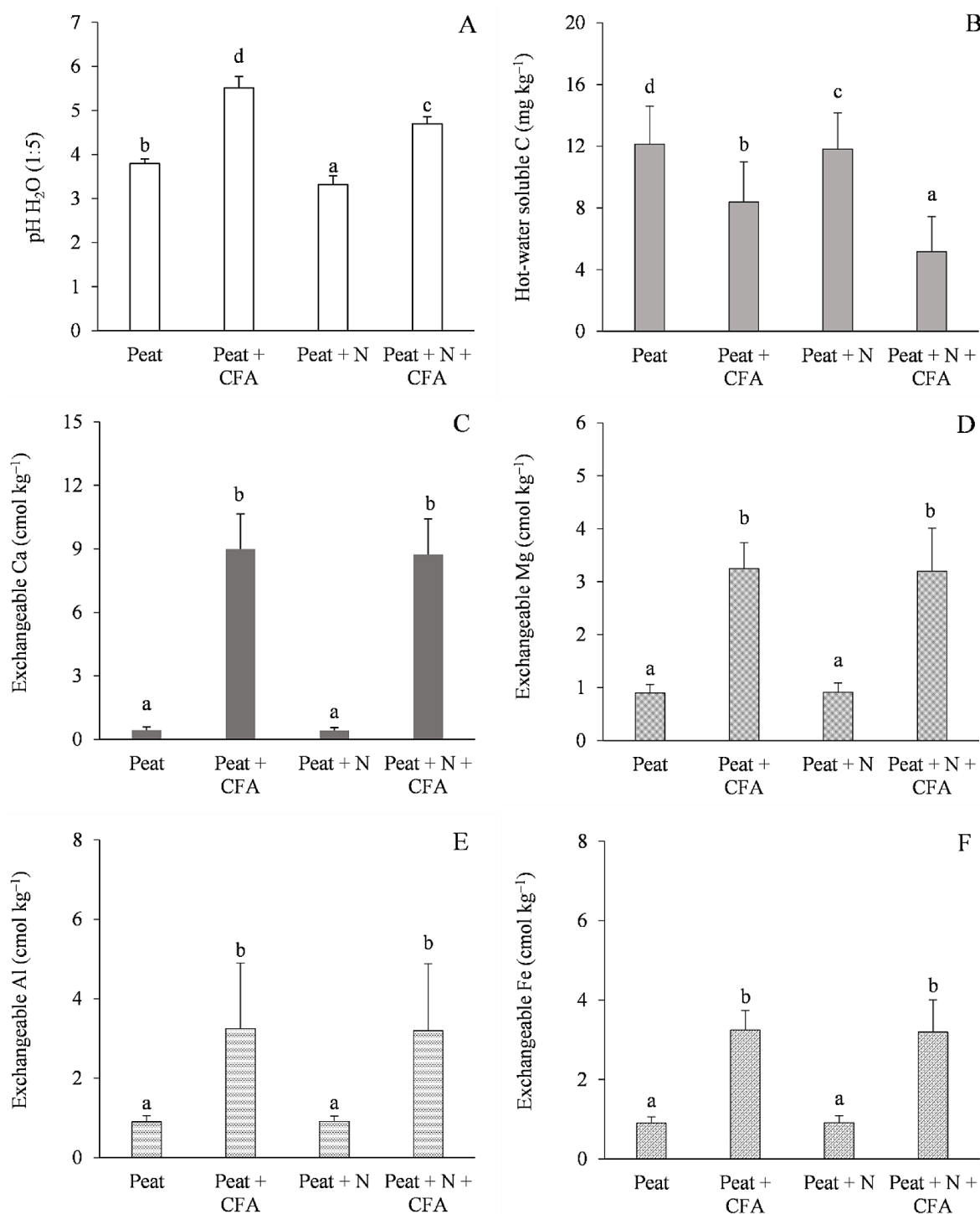


Figure 2. Changes in pH (A), carbohydrate content/hot-water soluble C (B), exchangeable Ca (C), exchangeable Mg (D), exchangeable Al (E), and exchangeable Fe (F) of peatlands with nitrogen and CFA application. The lines above the bar mean the standard deviation of the mean (n=6). Similar letters above the line show comparable effects of treatments according to the LSD test at $P < 0.05$

Mg, Al, and Fe (Table 1). The presence of these multivalent cation in peatlands result in the stabilization of the organic C containing in the peats through an adsorption process between the organic C and multivalent cation. This adsorbed organic C is resistant to microbial decomposition processes (Sowers et al., 2018; Liu et al., 2019). Prior examinations also showed that application of CFA reduces the substrate availability for microorganisms, therefore it produces low carbon mineralization in organic soils (Saidy et al., 2022) and mineral soils (Lim and Choi, 2014; Lim et al., 2017; Saidy et al., 2020).

A low substrate availability in peatlands for C mineralization with CFA application is showed by a decrease in hot-water soluble C, which is easily decomposable. Application of CFA to peatlands reduced the amount of hot water-soluble C from 12 mg kg⁻¹ to 8 mg kg⁻¹ in of peat without N and from 12 mg kg⁻¹ to 5 mg kg⁻¹ in those with N (Figure 1B). Hot-water soluble C is a form of carbon that is very easy to undergo microbial decomposition for CO₂ production (Soong et al., 2015; Miao et al., 2017). In a study used 11 varied peatlands based on nutrient status, land use, and temperature in an aerobic incubation study, Normand et al. (2021) showed that carbohydrate (hot-water soluble C) is the best predictor for aerobic CO₂ production. A low amount of hot-water soluble C with application of CFA reduced the amount of the C for microbial decomposition to produce CO₂. Furthermore, the result of a previous study showed a low CO₂ and CH₄ production results from a reduction in the amount of hot-water soluble C in peatlands with CFA addition (Saidy et al., 2022).

CFA addition also increased the exchangeable Ca, Mg, Al, and Fe concentrations. Ca and Mg increased by 19 and 2 times greater in peatlands with CFA application compared to those without CFA (Figure 2C and 2D). In addition, Al dan Fe on peatlands with and without the N application increased from 0.6 cmol kg⁻¹ to 4.9 cmol kg⁻¹ and from 0.3 cmol kg⁻¹ to 3.0 cmol kg⁻¹ with CFA, respectively (Figures 2E and 2F). Increasing the Ca, Mg, Al, and Fe concentrations of peatlands with CFA application decreased the hot-water soluble C. This outcome affirmed the necessary function of these multivalent cation in the stabilization of easily decomposable C. The presence of exchangeable cation of Ca, Mg, Al, and Fe from added CFA also increased the sorption of easily decomposable C, resulting in reduction of organic C for microorganisms (Rowley et al., 2018; Singh et al., 2018).

A low C mineralization in peatlands with the application of CFA also results from a decrease in the activity of microorganisms. CFA used in this study includes moderately high Al, Mn, and Fe (Table 1), which suppress microbial activity in the decomposition of organic C. This result is consistent with Fiałkiewicz-Kozieł et al. (2015) who indicated a decrease in microbial population in peatlands with highly concentrated Al, Cu, and the extreme amount of CFA particles. Rodríguez-Salgado et al. (2017) also showed a reduction in C mineralization of bentonite waste due to the existence of high toxic compound concentrations. Application of CFA at 100 Mg ha⁻¹ decreased microbial activity due to reduction in the number of beneficial microorganisms (*Azotocater*) (Parab et al., 2015). Furthermore, high CFA application reduced the activities of several enzymes, including L-asparaginase, b-glucosidase, arylsulfatase, and alkali phosphatase, and soluble C in composting public green waste (Belyaeva and Haynes, 2009). This study demonstrated the detrimental impact of compounds in CFA on decreases in microbial activity in peatlands, resulting in low C mineralization of peatlands.

This study indicated that the reduction in CO₂ production of peatlands with the N application was higher than those without N. CFA added to peatlands without N resulted in a 34% reduction in CO₂ production, while the addition of N led to a reduction of 44% (Figure 1). The high reduction in CO₂ production in peatlands with N addition is due to the reaction between added N and CFA, which does not enhance C mineralization. This is consistent with the study of Hamidi et al. (2022) who showed the use of CFA as a geopolymer for urea coating to produce controlled-release fertilizer. Previous studies also showed the use of CFA as a material to slow down the reaction of urea in soils (Hermawan et al., 2019; Manzoor et al., 2022).

Results obtained in our study suggest that the application of CFA brings several benefits, such as increasing peat pH and reducing carbon dioxide production. These results are in line with several previous studies that stated mixing CFA and compost increased soil pH and availability of P in peatland (Ichriani et al., 2021). The amendment of CFA mixing with other industrial wastes such as paper factory sludge and rice husk ash increases organic carbon, pH, available nutrients (Singh et al., 2022). Increasing peat pH was observed when peatlands applied with CFA at a rate of 60

Mg ha⁻¹ (Priatmadi et al., 2023). In a study on the application of CFA to peatlands at rates 25-150 Mg ha⁻¹, Saïdy et al. (2022) reported that production carbon dioxide and methane decreased significantly with increasing the amount of applied CFA. Results of this study highlight the potency of CFA as an ameliorant for reducing the emission of green house gases from peatlands.

The long-term implications of using coal fly ash (CFA) in peatlands may have both positive and negative effects on soil health and sustainability. On the positive side, CFA improve soil fertility by providing essential nutrients and enhancing soil structure. Another positive effect of CFA application is the increase in pH levels of acidic peat soils. Peatlands are naturally acidic environments, and the addition of CFA neutralize the acidity, making the soil more suitable for plant growth. This may lead to increase plant diversity and biomass in peatland ecosystems. However, it's important to note that the long-term application of CFA on peatlands may also have negative effects. Long-term CFA application on peatlands also influence soil microbial communities and biodiversity. Several studies suggest that CFA application leads to the changes in the composition and activity of soil microorganisms (Woch et al., 2018; Varshney et al., 2020), which play crucial roles in nutrient cycling and ecosystem functioning. This could have implications for the overall sustainability and resilience of peatland ecosystems.

The results of this research show that industrial waste such as coal fly ash has high potential as an amendment material in peatlands. The application of CFA may result in ecological and environmental impact on the peatland ecosystem. The presence of CFA suppresses carbon mineralization in peat, which helps to slow down the process of peat loss due to microbial decomposition. This leads to positive environmental impacts by extending the longevity of peatlands and reducing carbon emissions. However, CFA may also contain the trace amount of heavy metals such as arsenic, lead, and mercury, which potentially leach into the surrounding soil and water, leading to heavy metal pollution. Carefully monitor and manage the application of CFA is crucial to minimize any potential negative impacts on the environment. Therefore, further research and monitoring are necessary to fully understand the environmental and ecological impacts of applying CFA to peatlands.

CONCLUSION

In conclusion, the addition of nitrogen (N) fertilizer to systems with abundant substrate availability, including peatlands, enhanced the process of carbon mineralization, resulting in increased carbon dioxide production. The application of CFA also decreased the availability of hot-water soluble carbon (carbohydrates) for microbial decomposition. This decrease resulted in low carbon mineralization when CFA was applied to peatlands. Additionally, the presence of Al and Fe in CFA suppressed microbial activity in peatlands, leading to a decrease in C mineralization of peatlands. This study showed the possibility of CFA as a soil ameliorant material for reducing carbon mineralization in peatlands.

Acknowledgements

The authors express their gratitude to Lambung Mangkurat University for providing funding for this study through the Research Grant # 615/UN8/PG/2023. The authors are also grateful to the field assistants who helped with peatlands sampling and the laboratory staff who helped with the laboratory work.

REFERENCES

1. Barnhisel R., Bertsch P.M. 1982. Aluminium. In: Page, A.L. and Miller, R.H. and Keeney, D.R. (eds.) *Methods of Soil Analysis. Part 2: Chemical and Microbiological Properties*. American Society of Agronomy, Inc., Soil Science Society of America, Inc. Wisconsin, USA, pp 275-300.
2. Belyaeva O.N., Haynes R.J. 2009. Chemical, microbial and physical properties of manufactured soils produced by co-composting municipal green waste with coal fly ash. *Bioresource Technology*, 10021, 5203-5209. <https://doi.org/10.1016/j.biortech.2009.05.032>
3. Bhatt A., Priyadarshini S., Acharath Mohanakrishnan A., Abri A., Sattler M., Techapaphawit S. 2019. Physical, chemical, and geotechnical properties of coal fly ash: A global review. *Case Studies in Construction Materials*, 11, e00263. <https://doi.org/10.1016/j.cscm.2019.e00263>
4. Blake G.R., Hartge K.H. 1986. Bulk density. In: Klute, A. (ed.) *Methods of Soil Analysis Part 1: Physical and Mineralogical Methods*. American Society of Agronomy-Soil Science Society of America, Inc. Madison, WI., pp 363-375.
5. Bremer J.M., Mulvaney C.S. 1982. Nitrogen-total.

- In: Page, A.L. and Keeney, D.R. (eds.) *Methods of Soil Analysis Part 2: Chemical and Biological Methods*. Soil Science Society of America Inc. Madison WI., pp 595-709.
6. Das S., Richards B.K., Hanley K.L., Kroumbi L., Walter M.F., Walter M.T., Steenhuis T.S., Lehmann J. 2019. Lower mineralizability of soil carbon with higher legacy soil moisture. *Soil Biology and Biochemistry*, 130, 94-104. <https://doi.org/10.1016/j.soilbio.2018.12.006>
 7. Hendrizal M., Kurnianto S., Suardiwerianto Y., Salam Y.W., Agus F., Astiani D., Sabiham S., Gauci V., Evans C.D. 2021. Conservation slows down emission increase from a tropical peatland in Indonesia. *Nature Geoscience*, 147, 484-490. <https://doi.org/10.1038/s41561-021-00785-2>
 8. Dwibedi S.K., Sahu S.K., Pandey V.C., Rout K.K., Behera M. 2023. Seedling growth and physicochemical transformations of rice nursery soil under varying levels of coal fly ash and vermicompost amendment. *Environmental Geochemistry and Health*, 452, 319-332. <https://doi.org/10.1007/s10653-021-01074-y>
 9. El-Naggar A., Lee S.S., Awad Y.M., Yang X., Ryu C., Rizwan M., Rinklebe J., Tsang D.C.W., Ok Y.S. 2018. Influence of soil properties and feedstocks on biochar potential for carbon mineralization and improvement of infertile soils. *Geoderma*, 332, 100-108. <https://doi.org/10.1016/j.geoderma.2018.06.017>
 10. Fiałkiewicz-Kozieł B., Smieja-Król B., Ostrovnyaya T.M., Frontasyeva M., Siemińska A., Lamentowicz M. 2015. Peatland microbial communities as indicators of the extreme atmospheric dust deposition. *Water, Air, & Soil Pollution*, 2264, 97. <https://doi.org/10.1007/s11270-015-2338-1>
 11. Galicia-Andrés E., Escalona Y., Oostenbrink C., Tunega D., Gerzabek M.H. 2021. Soil organic matter stabilization at molecular scale: The role of metal cations and hydrogen bonds. *Geoderma*, 401, 115237. <https://doi.org/10.1016/j.geoderma.2021.115237>
 12. Gao S., Song Y., Song C., Wang X., Ma X., Gao J., Cheng X., Du Y. 2022. Effects of temperature increase and nitrogen addition on the early litter decomposition in permafrost peatlands. *CATENA*, 209, 105801. <https://doi.org/10.1016/j.catena.2021.105801>
 13. Grandy A.S., Erich M.S., Porter G.A. 2000. Suitability of the anthrone-sulfuric acid reagent for determining water soluble carbohydrates in soil water extracts. *Soil Biology & Biochemistry*, 325, 725-727. [https://doi.org/10.1016/S0038-0717\(99\)00203-5](https://doi.org/10.1016/S0038-0717(99)00203-5)
 14. He H., Dong Z., Peng Q., Wang X., Fan C., Zhang X. 2017. Impacts of coal fly ash on plant growth and accumulation of essential nutrients and trace elements by alfalfa (*Medicago sativa*) grown in a loessial soil. *Journal of Environmental Management*, 197, 428-439. <https://doi.org/10.1016/j.jenvman.2017.04.028>
 15. Hermawan A., Napoleon A., Bakri B. 2019. Physical properties of briquette fertilizers made from urea and fly ash-Azolla. *Journal of Tropical Soils*, 233, 143-150. <http://dx.doi.org/10.5400/jts.2018.v23i3.143-150>
 16. Ichriani G.I., Sulistiyanto Y., Chotimah H.E.N.C. 2021. The use of ash and biochar derived oil palm bunch and coal fly ash for improvement of nutrient availability in peat soil of Central Kalimantan. *Journal of Degraded and Mining Lands Management*, 83, 2703. <https://www.doi.org/10.15243/jdmlm.2021.083.2703>
 17. Kaur R., Goyal D. 2015. Mineralogical studies of coal fly ash for soil application in agriculture. *Particulate Science and Technology*, 331, 76-80. <https://doi.org/10.1080/02726351.2014.938378>
 18. Knudsen D., Peterson G.A. 1982. Lithium, sodium dan potassium. In: Page, A.L. and Miller, R.H. and Keeney, D.R. (eds.) *Methods of Soil Analysis: Part 2 Chemical and Biological Properties*. American Society of Agronomy, Inc., Soil Science Society of America, Inc. Madison, pp 225-246.
 19. Lanyon L.E., Heald W.R. 1982. Magnesium, calcium, strontium and barium. In: Page, A.L. and Miller, R.H. and Keeney, D.R. (eds.) *Methods of Soil Analysis: Part 2 Chemical and Biological Properties*. American Society of Agronomy, Inc., Soil Science Society of America, Inc. Madison, pp 247-274.
 20. Laxmidhar P., Subhakanta D. 2020. Characterization and utilization of coal fly ash: a review. *Emerging Materials Research*, 93, 921-934. <https://doi.org/10.1680/jemmr.18.00097>
 21. Lim S.-S., Choi W.-J. 2014. Changes in microbial biomass, CH₄ and CO₂ emissions, and soil carbon content by fly ash co-applied with organic inputs with contrasting substrate quality under changing water regimes. *Soil Biology and Biochemistry*, 68, 494-502. <https://doi.org/10.1016/j.soilbio.2013.10.027>
 22. Lim S.S., Choi W.J., Chang S.X., Arshad M.A., Yoon K.S., Kim H.Y. 2017. Soil carbon changes in paddy fields amended with fly ash. *Agriculture, Ecosystems & Environment*, 245, 11-21. <https://doi.org/10.1016/j.agee.2017.03.027>
 23. Liu M., Ding Y., Peng S., Lu Y., Dang Z., Shi Z. 2019. Molecular fractionation of dissolved organic matter on ferrihydrite: effects of dissolved cations. *Environmental Chemistry*, 162, 137-148. <https://doi.org/10.1071/EN18235>
 24. Luo L., Yu J., Zhu L., Gikas P., He Y., Xiao Y., Deng S., Zhang Y., Zhang S., Zhou W., Deng O. 2022. Nitrogen addition may promote soil organic carbon storage and CO₂ emission but reduce dissolved organic carbon in Zoige peatland. *Journal of Environmental Management*, 324, 116376. <https://doi.org/10.1016/j.jenvman.2022.116376>
 25. Manzoor E., Majeed Z., Nawazish S., Akhtar W., Baig S., Baig A., Fatima Bukhari S.M., Mahmood Q., Mir Z., Shaheen S. 2022. Wood ash additive for performance improvement of gelatin-based slow release urea fertilizer. *Agriculture*, Vol. 12.

26. Mathapati M., Amate K., Durga Prasad C., Jayavardhana M.L., Hemanth Raju T. 2022. A review on fly ash utilization. *Materials Today: Proceedings*, 50, 1535-1540. <https://doi.org/10.1016/j.matpr.2021.09.106>
27. McKinzie W.E. 1974. Criteria used in soil taxonomy to classify organic soils. In: AAndahl, A.R. and Boul, S.W. and Hill, d. and Bailey, H.H. (eds.) *Histosols: Their Characteristics, Classification, and Use*. Soil Science Society of America. Madison, WI., pp 1-10.
28. McLean E.O. 1982. Soil pH and lime requirement. In: Page, A.L. and Keeney, D.R. (eds.) *Methods of Soil Analysis Part 2: Chemical and Biological Properties*. Soil Science Society of America. Madison WI., pp 199-224.
29. Miao S., Ye R., Qiao Y., Zhu-Barker X., Doane T.A., Horwath W.R. 2017. The solubility of carbon inputs affects the priming of soil organic matter. *Plant and Soil*, 4101, 129-138. <https://doi.org/10.1007/s11104-016-2991-1>
30. Mishra S., Page S.E., Cobb A.R., Lee J.S.H., Jovani-Sancho A.J., Sjögersten S., Jaya A., Aswandi, Wardle D.A. 2021. Degradation of Southeast Asian tropical peatlands and integrated strategies for their better management and restoration. *Journal of Applied Ecology*, 587, 1370-1387. <https://doi.org/10.1111/1365-2664.13905>
31. Moore T.R., Bubier J.L. 2020. Plant and soil nitrogen in an ombrotrophic peatland, southern Canada. *Ecosystems*, 231, 98-110. <https://doi.org/10.1007/s10021-019-00390-w>
32. Nelson D.W., Sommers L.E. 1996. Total carbon, organic carbon and organic matter. In: Sparks, D.L. (ed.) *Methods of Soil Analysis Part 3: Chemical Methods*. Soil Science Society of America-American Society of Agronomy Inc. Madison WI., pp 961-1011.
33. Normand A.E., Turner B.L., Lamit L.J., Smith A.N., Baiser B., Clark M.W., Hazlett C., Kane E.S., Lilleskov E., Long J.R., Grover S.P., Reddy K.R. 2021. Organic matter chemistry drives carbon dioxide production of peatlands. *Geophysical Research Letters*, 4818, e2021GL093392. <https://doi.org/10.1029/2021GL093392>
34. Olsen S.R., Sommers L.E. 1982. Phosphorus. In: Page, A.L. and Miller, R.H. and Keeney, D.R. (eds.) *Methods of Soil Analysis. Part 2: Chemical and Microbiological Properties*. American Society of Agronomy, Inc., and Soil Science Society of America, Inc. Madison, Wisconsin USA, pp 403-430.
35. Olson R.V., Ellis R. 1982. Iron. In: Page, A.L. and Miller, R.H. and Keeney, D.R. (eds.) *Methods of Soil Analysis. Part 2: Chemical and Microbiological Properties*. American Society of Agronomy, Inc., Soil Science Society of America, Inc. Madison, Wisconsin USA, pp 301-312.
36. Osaki M., Kato T., Kohyama T., Takahashi H., Haraguchi A., Yabe K., Tsuji N., Shiodera S., Rahajoe J.S., Atikah T.D., Oide A., Matsui K., Wetadewi R.I., Silsigia S. 2021. Basic Information About Tropical Peatland Ecosystems. In: Osaki, M. and Tsuji, N. and Foead, N. and Rieley, J. (eds.) *Tropical Peatland Ecosystems*. Springer Singapore. Singapore, 3-62.
37. Page S., Mishra S., Agus F., Anshari G., Dargie G., Evers S., Jauhiainen J., Jaya A., Jovani-Sancho A.J., Laurén A., Sjögersten S., Suspense I.A., Wijedasa L.S., Evans C.D. 2022. Anthropogenic impacts on lowland tropical peatland biogeochemistry. *Nature Reviews Earth & Environment*, 37, 426-443. <https://doi.org/10.1038/s43017-022-00289-6>
38. Parab N., Sinha S., Mishra S. 2015. Coal fly ash amendment in acidic field: Effect on soil microbial activity and onion yield. *Applied Soil Ecology*, 96, 211-216. <https://doi.org/10.1016/j.apsoil.2015.08.007>
39. Parent L.E., Caron J. 1993. Physical Properties of Organic Soils. In: Carter, M.R. (ed.) *Soil Sampling and Methods of Analysis*. Lewis Publishers. Boca Raton, pp 441-458.
40. Payne R. 2008. *A Guide to Anova and Design in Genstat*. VSN International, Hemphstead, UK.
41. Preston M.D., Basiliko N. 2016. Carbon mineralization in peatlands: Does the soil microbial community composition matter? *Geomicrobiology Journal*, 332, 151-162. <https://doi.org/10.1080/01490451.2014.999293>
42. Priatmadi J.B., Septiana M., Saidy R.A. 2023. Growth performance and yield of rice grown in three different types of soil collected from rice fields with coal fly ash application. *Plant, Soil and Environment*, 697, 314-323. DOI: 10.17221/245/2022-PSE
43. Rakhsh F., Golchin A., Beheshti Al Agha A., Alamdari P. 2017. Effects of exchangeable cations, mineralogy and clay content on the mineralization of plant residue carbon. *Geoderma*, 307, 150-158. <https://doi.org/10.1016/j.geoderma.2017.07.010>
44. Rhoades J.D. 1982. Cation exchange capacity. In: Page, A.L. and Miller, R.H. and Keeney, D.R. (eds.) *Methods of Soil Analysis Part 2: Chemical and Microbiological Properties*. American Society of Agronomy, Inc., Soil Science Society of America, Inc. Wisconsin, pp 149-158.
45. Rodríguez-Salgado I., Pérez-Rodríguez P., Santás V., Nóvoa-Muñoz J.C., Arias-Estévez M., Díaz-Raviña M., Fernández-Calviño D. 2017. Carbon mineralization in acidic soils amended with an organo-mineral bentonite waste. *Journal of soil science and plant nutrition*, 173, 624-634. <http://dx.doi.org/10.4067/S0718-95162017000300006>
46. Rowley M.C., Grand S., Verrecchia É.P. 2018. Calcium-mediated stabilisation of soil organic carbon. *Biogeochemistry*, 1371, 27-49. <https://doi.org/10.1007/s10533-018-0600-0>

- org/10.1007/s10533-017-0410-1
47. Saidy A.R., Hayati A., Septiana M. 2020. Different effects of ash application on the carbon mineralization and microbial biomass carbon of reclaimed mining soils. *Journal of Soil Science and Plant Nutrition*, 10, 1001-1012. <https://doi.org/10.1007/s42729-020-00187-0>
 48. Saidy A.R., Priatmadi B.J., Septiana M. 2022. Reduction in carbon dioxide and methane production of tropical peatlands due to coal fly-ash application. *IOP Conference Series: Earth and Environmental Science*, 9761, 012022. [10.1088/1755-1315/976/1/012022](https://doi.org/10.1088/1755-1315/976/1/012022)
 49. Shakeel A., Khan A.A., Alharby H.F., Bamagoos A.A., Tombuloglu H., Hakeem K.R. 2021. Evaluation of coal fly ash for modulating the plant growth, yield, and antioxidant properties of *Daucus carota* (L.): A sustainable approach to coal waste recycling. *Sustainability*, 139. <https://doi.org/10.3390/su13095116>
 50. Singh D., Tripathi D.M., Tripathi S. 2022. A Review on Fly Ash as a Potential Source of Soil Amendment in Agriculture. *Advances in Microbiology*, 102.
 51. Singh J.S., Pandey V.C., Singh D.P. 2011. Coal fly ash and farmyard manure amendments in dry-land paddy agriculture field: Effect on N-dynamics and paddy productivity. *Applied Soil Ecology*, 472, 133-140. <https://doi.org/10.1016/j.apsoil.2010.11.011>
 52. Singh M., Sarkar B., Sarkar S., Churchman J., Bolan N., Mandal S., Menon M., Purakayastha T.J., Beerling D.J. 2018. Chapter Two - Stabilization of Soil Organic Carbon as Influenced by Clay Mineralogy. In: Sparks, D.L. (ed.) *Advances in Agronomy*. Academic Press, pp 33-84.
 53. Solly E.F., Weber V., Zimmermann S., Walthert L., Hagedorn F., Schmidt M.W.I. 2020. A critical evaluation of the relationship between the effective cation exchange capacity and soil organic carbon content in Swiss forest soils. *Frontiers in Forests and Global Change*, 3. <https://doi.org/10.3389/ffgc.2020.00098>
 54. Song Y., Cheng X., Song C., Li M., Gao S., Liu Z., Gao J., Wang X. 2022. Soil CO₂ and N₂O emissions and microbial abundances altered by temperature rise and nitrogen addition in active-layer soils of permafrost peatland. *Frontiers in Microbiology*, 13. <https://doi.org/10.3389/fmicb.2022.1093487>
 55. Song Y., Song C., Meng H., Swarzenski C.M., Wang X., Tan W. 2017. Nitrogen additions affect litter quality and soil biochemical properties in a peatland of Northeast China. *Ecological Engineering*, 100, 175-185. <https://doi.org/10.1016/j.ecoleng.2016.12.025>
 56. Song Y., Song C., Tao B., Wang J., Zhu X., Wang X. 2014. Short-term responses of soil enzyme activities and carbon mineralization to added nitrogen and litter in a freshwater marsh of Northeast China. *European Journal of Soil Biology*, 61, 72-79. <https://doi.org/10.1016/j.ejsobi.2014.02.001>
 57. Soong J.L., Parton W.J., Calderon F., Campbell E.E., Cotrufo M.F. 2015. A new conceptual model on the fate and controls of fresh and pyrolyzed plant litter decomposition. *Biogeochemistry*, 1241, 27-44. <https://doi.org/10.1007/s10533-015-0079-2>
 58. Sowers T.D., Stuckey J.W., Sparks D.L. 2018. The synergistic effect of calcium on organic carbon sequestration to ferrihydrite. *Geochemical Transactions*, 191, 4. <https://doi.org/10.1186/s12932-018-0049-4>
 59. Tsadilas C.D., Hu Z., Bi Y., Nikoli T. 2018. Utilization of coal fly ash and municipal sewage sludge in agriculture and for reconstruction of soils in disturbed lands: results of case studies from Greece and China. *International Journal of Coal Science & Technology*, 51, 64-69. <https://doi.org/10.1007/s40789-018-0202-9>
 60. Varshney A., Mohan S., Dahiya P. 2020. Composition and Dynamics of Microbial Communities in Fly Ash-Amended Soil. In: Varma, A. and Tripathi, S. and Prasad, R. (eds.) *Plant Microbiome Paradigm*. Springer International Publishing. Cham, 231-246.
 61. Wang H., Hu G., Xu W., Boutton T.W., Zhuge Y., Bai E. 2018. Effects of nitrogen addition on soil organic carbon mineralization after maize stalk addition. *European Journal of Soil Biology*, 89, 33-38. <https://doi.org/10.1016/j.ejsobi.2018.10.002>
 62. Warren M., Frolking S., Dai Z., Kurnianto S. 2017. Impacts of land use, restoration, and climate change on tropical peat carbon stocks in the twenty-first century: implications for climate mitigation. *Mitigation and Adaptation Strategies for Global Change*, 227, 1041-1061. <https://doi.org/10.1007/s11027-016-9712-1>
 63. Woch M.W., Radwańska M., Stanek M., Łopata B., Stefanowicz A.M. 2018. Relationships between waste physicochemical properties, microbial activity and vegetation at coal ash and sludge disposal sites. *Science of The Total Environment*, 642, 264-275. <https://doi.org/10.1016/j.scitotenv.2018.06.038>
 64. Xiao D., Huang Y., Feng S., Ge Y., Zhang W., He X., Wang K. 2018. Soil organic carbon mineralization with fresh organic substrate and inorganic carbon additions in a red soil is controlled by fungal diversity along a pH gradient. *Geoderma*, 321, 79-89. <https://doi.org/10.1016/j.geoderma.2018.02.003>
 65. Yadav V.K., Pandita P.R. 2019. Fly ash properties and their applications as a soil ameliorant. In: Rathore, A.K. (ed.) *Amelioration Technology for Soil Sustainability*. IGI Global, pp 59-89.
 66. Zhang L., Liu X., Duddleston K., Hines M.E. 2020. The effects of pH, temperature, and humic-like substances on anaerobic carbon degradation and methanogenesis in ombrotrophic and minerotrophic Alaskan peatlands. *Aquatic Geochemistry*, 263, 221-244. <https://doi.org/10.1007/s10498-020-09372-0>