



Femiana Gapsari, ST., MT <memi_kencrut@ub.ac.id>

Polymer Composites - Manuscript number PC-21-1523.R1

1 message

Natalie Bauman <onbehalf@manuscriptcentral.com>

Tue, Nov 16, 2021 at 12:55 AM

Reply-To: nbauman@4spe.org

To: mavinkere.r.s@op.kmutnb.ac.th

Cc: memi_kencrut@ub.ac.id, anindito@ub.ac.id, putu_hadi@ub.ac.id, syariff008@gmail.com, suteja.ina@gmail.com, hubb001@lipi.go.id, rachmatsubagyo@ulm.ac.id, mavinkere.r.s@op.kmutnb.ac.th, suchart.s.pe@tggs-bangkok.org

15-Nov-2021 Dear Dr Sanjay: Your manuscript entitled "Properties of Organic and Inorganic Filler Hybridization on Timoho Fiber-Reinforced Polyester Polymer Composites" has been successfully submitted online and is presently being given full consideration for publication in Polymer Composites.

We are happy to share some of the steps that we have taken to assure good author experience – we now publish graphical abstracts with every article, we issue first decision within about 3 weeks from submission, and we publish an accepted manuscript with volume and issue numbers within 1.5 months from receiving the corrected proof. We now exercise a more stringent check of similarity index for each submission to avoid unwelcome issues of plagiarism. If you have not already done so, please be sure to upload 3-5 possible reviewers for your manuscript in the submission website in order to expedite the review process. Your manuscript # is PC-21-1523.R1. Please mention the above manuscript # in all future correspondence regarding this submission. If you do not do so, we will not be able to process your request in a timely manner. You may view the status of your manuscript at any time by checking your Author Center after logging into <https://mc.manuscriptcentral.com/pc>. Please note in some cases a manuscript may tend to remain "under review" or "assigning for review". This usually means that we are awaiting invited referees (3 in total) to accept our invitation to review the manuscript and/or waiting for their comments. Because of the large volume of manuscripts processed, we cannot entertain requests regarding the status of your manuscript since you can do this online. All correspondence regarding this manuscript will be sent to you. Therefore it is necessary that we have a working email address for each author.

As with your original submission, revisions should be comply with submission guidelines. Specifically, the text of your manuscript must be uploaded in a separate Word (.doc) file and each table and figure must be sent separately, each as its own Photoshop (.TIF) or Illustrator (.EPS) file.

This journal offers a number of license options, information about this is available here: <https://authorservices.wiley.com/author-resources/Journal-Authors/licensing/index.html>. All co-authors are required to confirm that they have the necessary rights to grant in the submission, including in light of each co-author's funder policies. For example, if you or one of your co-authors received funding from a member of Coalition S, you may need to check which licenses you are able to sign.

Thank you for submitting your manuscript to Polymer Composites.

We are pleased to share that the 2020 impact factor of Polymer Composites increased to 3.171. We thank all our authors and reviewers for contributing to this increase.

Sincerely, Editorial Office Polymer Composites If you have difficulty using this site, please contact our Support Desk at support@clarivate.com.



Femiana Gapsari, ST., MT <memi_kencrut@ub.ac.id>

Polymer Composites - Decision on Manuscript ID PC-21-15231 message

Donald Baird <onbehalf@manuscriptcentral.com>

Fri, Nov 12, 2021 at 7:32 PM

Reply-To: dbaird@vt.edu

To: mavinkere.r.s@op.kmutnb.ac.th

Cc: memi_kencrut@ub.ac.id, anindito@ub.ac.id, putu_hadi@ub.ac.id, syariff008@gmail.com, suteja.ina@gmail.com, hubb001@lipi.go.id, rachmatsubagyo@ulm.ac.id, mavinkere.r.s@op.kmutnb.ac.th, suchart.s.pe@tggs-bangkok.org

12-Nov-2021

Dear Dr Sanjay,

Manuscript ID PC-21-1523 entitled "Properties of Organic and Inorganic Filler Hybridization on Timoho Fiber-Reinforced Polyester Polymer Composites" which you submitted to Polymer Composites, has been reviewed. The comments of the referee(s) are included at the bottom of this letter. Our feeling is generally quite positive. We therefore hope that you will consider the submission of a revised paper at your earliest convenience. The revision should include your accommodation for the principal points of the reviewer comments.

Please note, however, that a revision must be submitted within two (2) months from the initial Manuscript decision date. Revisions received after this time will be treated as a new Manuscript. If you need additional time to complete the revision, please do not hesitate to contact me.

You can upload your revised manuscript and submit it through your Author Center. Log into <https://mc.manuscriptcentral.com/pc> and enter your Author Center, where you will find your manuscript title listed under "Manuscripts with Decisions." PLEASE NOTE: We have your original files. When uploading your revised manuscript, delete the file(s) that you wish to replace and then upload the revised file(s). Our journal is now publishing graphical abstracts. If you did not include a graphical abstract at the time of original submission, I ask that you include a graphical abstract in your revision. Make sure to click "Submit" when you are finished, or we will not receive your revision.

In the space provided, please include a cover letter describing how you responded to each of the comments from the reviewers point-by-point and where the changes were made in the paper. Optionally, you can upload the response to reviewer comments as an attachment. We ask that you prepare a marked manuscript showing the changes made and upload such a file as supplementary document. ****DO NOT mark the changes in the main manuscript file.**** Failure to include a detailed point-by-point response to reviewer comments, a marked manuscript for editorial action, and a clean manuscript for production will delay the processing of the revised manuscript.

This journal offers a number of license options, information about this is available here: <https://authorservices.wiley.com/author-resources/Journal-Authors/licensing/index.html>. All co-authors are required to confirm that they have the necessary rights to grant in the submission, including in light of each co-author's funder policies. For example, if you or one of your co-authors received funding from a member of Coalition S, you may need to check which licenses you are able to sign.

We look forward to receiving your revised manuscript.

We are pleased to share that the 2020 impact factor of Polymer Composites increased to 3.171. We thank all our authors and reviewers for contributing to this increase.

Sincerely,

Professor
Tim Osswald
tosswald@wisc.edu

Referee(s)' Comments to Author:

Reviewing: 1

Comments to the Author

1. Please correct the typos and English of the manuscript.
2. Please cite the ASTM standards used in the references section.
3. Please cite the following latest articles in order to increase the readership:
 - a. POLYESTER introduction paragraph: 2021. Mechanical and Chemical Properties Evaluation of Sheep Wool Fiber–Reinforced Vinylester and Polyester Composites. *Materials Performance and Characterization*, 10(1), pp.99-109.
 - b. INTRODUCTION first paragraph on natural fibers:
 2019. Dynamic mechanical analysis and creep-recovery behaviour of polyvinyl alcohol based cross-linked biocomposite reinforced with basalt fiber. *Materials Research Express*, 6(10), p.105373.
 2019. Fabrication and characterization of chitosan-coated sisal fiber–Phytigel modified soy protein-based green composite. *Journal of Composite Materials*, 53(18), pp.2481-2504.
 2020. A novel approach for development of printed circuit board from biofiber based composites. *Polymer Composites*, 41(11), pp.4550-4558.
 2021. A novel palm sheath and sugarcane bagasse fiber based hybrid composites for automotive applications: An experimental approach. *Polymer Composites*, 42(1), pp.512-521.
 2020. Experimental response of nonwoven waste cellulose fabric–reinforced epoxy composites for high toughness and coating applications. *Materials Performance and Characterization*, 9(1), pp.151-172.
 2019. Experimental analysis on carbon residuum transformed epoxy resin: Chicken feather fiber hybrid composite. *Polymer Composites*, 40(7), pp.2690-2699.
 2018. Mechanical, microstructural and thermal characterization of epoxy-based human hair–reinforced composites. *Journal of Testing and Evaluation*, 47(2), pp.1193-1215.

Reviewing: 2

Comments to the Author

The manuscript proposes a systematic experimental study of natural fiber. The paper is well-organized and the topic is worth of investigation. I recommend the paper for publication in *Polymer Composites* after some requirements, listed below:

1. In the abstract part, authors should discuss about the background of paper in a concise way.
2. Introduction - As the paper is based on cellulose of natural fibers so few more paper based cellulose of natural fibers should be included.
3. Why natural fibers have suitable for green environment, it should be elaborated in introduction
4. Conclusion should be concise related to greener approach



Femiana Gapsari, ST., MT <memi_kencrut@ub.ac.id>

Polymer Composites - Decision on Manuscript ID PC-21-1523.R11 message

Tim Osswald <onbehalf@manuscriptcentral.com>

Thu, Dec 2, 2021 at 8:01 PM

Reply-To: tosswald@wisc.eduTo: mavinkere.r.s@op.kmutnb.ac.thCc: memi_kencrut@ub.ac.id, anindito@ub.ac.id, putu_hadi@ub.ac.id, syariff008@gmail.com, suteja.ina@gmail.com, hubb001@lipi.go.id, rachmatsubagyo@ulm.ac.id, mavinkere.r.s@op.kmutnb.ac.th, suchart.s.pe@tggs-bangkok.org

02-Dec-2021

Dear Dr Sanjay,

I am pleased to inform you that your manuscript entitled "Properties of Organic and Inorganic Filler Hybridization on Timoho Fiber-Reinforced Polyester Polymer Composites" has been accepted for publication in Polymer Composites. It will appear in the earliest possible issue. At this time, there is a wait of approximately two months before publication. You will receive a copy of the galley proofs approximately one month before publication.

Your article cannot be published until the publisher has received the appropriate signed license agreement. Within the next few days the corresponding author will receive an email from Wiley's Author Services system which will ask them to log in and will present them with the appropriate license for completion.

Our journal is now publishing graphical abstracts. If your original submission or revision did not include a graphical abstract, please send a graphical abstract to Natalie Bauman at nbauman@4spe.org immediately. This graphical abstract will be included in the table of content of the issue where your paper is published.

Please note, ALL future correspondence regarding this manuscript should be directed to Production Editor at pc@wiley.com.

This journal offers a number of license options, information about this is available here: <https://authorservices.wiley.com/author-resources/Journal-Authors/licensing/index.html>. All co-authors are required to confirm that they have the necessary rights to grant in the submission, including in light of each co-author's funder policies. For example, if you or one of your co-authors received funding from a member of Coalition S, you may need to check which licenses you are able to sign.

Thank you for your fine contribution. WE URGE THAT YOU START CITING THIS ARTICLE AS SOON AS POSSIBLE AND PROMOTE THE ARTICLE AMONG PEERS.

We are pleased to share that the 2020 impact factor of Polymer Composites increased to 3.171. We thank all our authors and reviewers for contributing to this increase.

Sincerely,

Professor
Tim Osswald
tosswald@wisc.edu

P.S. – You can help your research get the attention it deserves! Wiley Editing Services offers professional video abstract and infographic creation to help you promote your research at www.wileyauthors.com/eoo/promotion. And, check out Wiley's free Promotion Guide for best-practice recommendations for promoting your work at www.wileyauthors.com/eoo/guide.

This journal accepts artwork submissions for Cover Images. This is an optional service you can use to help increase article exposure and showcase your research. For more information, including artwork guidelines, pricing, and submission details, please visit the Journal Cover Image page at www.wileyauthors.com/eoo/covers.

Author Query Form

Journal: PC

Article: 26443

Dear Author,

During the copyediting of your manuscript the following queries arose.

Please refer to the query reference callout numbers in the page proofs and respond.

Please remember illegible or unclear comments and corrections may delay publication.

Many thanks for your assistance.

AUTHOR: Please note that missing content in references have been updated where we have been able to match the missing elements without ambiguity against a standard citation database, to meet the reference style requirements of the journal. It is your responsibility to check and ensure that all listed references are complete and accurate.

Query reference	Query	Remarks
Q1	Please verify that the linked ORCID identifiers are correct for each author. The ORCID ID for 'Suchart Siengchin' seems to be invalid. Please check and supply the correct ORCID ID.	Kindly check the orchid ID link listed at the bottom of this page
Q2	Please confirm that given names (blue) and surnames/family names (vermilion) have been identified correctly.	Yes
Q3	Please provide first name of author "Suteja".	Suteja
Q4	Please check whether the author names, affiliations and correspondence details are correct.	
Q5	Please provide the "volume number" for reference 8.	
Q6	Please provide the "first page" for reference 22.	
Q7	Please provide the "first page" for reference 38.	
Q8	Please provide the "first page" for reference 40.	
Q9	Please provide the "first page" for reference 52.	

Q1:

1. Femiana Gapsari : <https://orcid.org/0000-0003-3641-8372>

2. Putu H Setyarini : <https://orcid.org/0000-0001-5813-021X>

3. Syarif Hidayatullah : <https://orcid.org/0000-0003-3357-9031>

4. Suteja Suteja : <https://orcid.org/0000-0003-2549-1996>

5. Rachmat Subagyo : <https://orcid.org/0000-0001-6129-7395>

Funding Info Query Form

Please confirm that the funding sponsor list below was correctly extracted from your article: that it includes all funders and that the text has been matched to the correct FundRef Registry organization names. If no FundRef Registry organization name has been identified, it may be that the funder was not found in the FundRef registry, or there are multiple funders matched in the FundRef registry. If a name was not found in the FundRef registry, it may not be the canonical name form, it may be a program name rather than an organization name, or it may be an organization not yet included in FundRef Registry. If you know of another name form or a parent organization name for a “not found” item on this list below, please share that information.



Funding Agency	FundRef Organization Name
Hibah Doktor Lektor Kepala, Fakultas Teknik, LPPM UB	“Not Found”

RESEARCH ARTICLE

Polymer
COMPOSITES

WILEY

Properties of organic and inorganic filler hybridization on Timoho Fiber-reinforced polyester polymer composites

Femiana Gapsari¹ | Anindito Purnowidodo¹ | Putu H. Setyarini¹ |
Syarif Hidayatullah¹ | Suteja^{1,2} | Hubby Izzuddin³  | Rachmat Subagyo⁴ |
Mavinkere Rangappa Sanjay⁵ | Suchart Siengchin⁵ 

¹Mechanical Engineering Department,
Faculty of Engineering, Brawijaya
University, Malang, Indonesia

²Mechanical Engineering Department,
Faculty of Engineering, Mataram
University, Mataram, Indonesia

³Research Center for Physics, Indonesian
Institute of Sciences, Jakarta, Indonesia

⁴Mechanical Engineering Department,
Lambung Mangkurat University,
Banjarmasin, Indonesia

⁵Natural Composites Research Group Lab
Department of Materials and Production
Engineering, The Sirindhorn
International Thai-German Graduate
School of Engineering (TGGS), King
Mongkut's University of Technology
North Bangkok (KMUTNB), Bangkok,
Thailand

Correspondence

Mavinkere Rangappa Sanjay, Natural
Composites Research Group Lab
Department of Materials and Production
Engineering, The Sirindhorn
International Thai-German Graduate
School of Engineering (TGGS), King
Mongkut's University of Technology
North Bangkok (KMUTNB), 1518
Pracharaj Soi 1, Pibulsongkram Road,
Bangsue, Bangkok 10110, Thailand.
Email: mavinkere.r.s@op.kmutnb.ac.th

Femiana Gapsari, Mechanical Engineering
Department, Faculty of Engineering,
Brawijaya University, MT Haryono 167,
Malang 65145, Indonesia
Email: memi_kencrut@ub.ac.id

Funding information

Hibah Doktor Lektor Kepala, Fakultas
Teknik, LPPM UB, Grant/Award Number:
17/UN10.F07/PN/2021

Abstract

Eco-friendly composite made of Timoho Fiber (TF) continuously developed to get the best performance to replace plastic-based synthetic fibers. This study focuses on investigating physical characteristics, mechanical properties, thermal analysis, and the morphology of TF-reinforced polyester composites by adding organic (egg shell powder-ESP) and inorganic (aluminum powder-AP) filler. Hot press method was used in the composite fabrication with considered volume fraction of TF, organic, and inorganic fillers. **The results showed that the density of TF-polyester composites rose with the increasing volume fraction of the fibers.** For additional fillers, it was shown that AP was more effective to be used to improve density than ESP. The tensile and impact strength of the composite increased with increasing TF volume. However, the addition of ESP and AP fillers into the composite caused different mechanical characteristics. Filler addition increased the elasticity modulus, toughness, thermal resistance increased, while the tensile strength decreased. ESP and AP fillers provided the best thermal resistance due to the relatively high thermal conductivity of $\pm 1700^{\circ}\text{C}$ compared to composites without fillers and amorphous ESP fillers. SEM observation supported the analysis of TF-polyester composite mechanical characteristics.

KEYWORDS

inorganic filler, mechanic, organic filler, TF-polyester composites, thermal properties

1 | INTRODUCTION

The eco-friendly nature and its abundant availability are what make the green composites interesting.^[1–5] Innovation and development have been conducted to improve the performance of natural fiber composites.^[6–9] Natural fiber has been proven to be able to increase physical, mechanical, and thermal characteristics of the polymer when put in exact proportion.^[10–12] So as the Timoho Fiber (TF) composite. TF composite is proven to have characteristics which can be used as composite green reinforcement.^[13] For this reason, the potential of TF-reinforced composite keeps being developed. The purpose is to improve the mechanical and physical characteristics of the composite and to find the lowest cost alternative. Reinforcement modification with filler and fiber are seen as the ideal method because it is simple, effective, and needs low cost. This method also has the advantage of being able to maintain the original properties of the materials.^[14]

The addition of nanoscale filler to natural fiber-reinforced polymer composites is a method to improve the mechanical properties of the composites.^[15] The addition of inorganic filler [talcum powder (TP), CaCO₃ (CC)] and bio-filler [eggshell powder (ESP)] increased the tensile strength because it reduced the crystallinity index of starch in natural fibers and the formation of new hydrogen bonds in the composite.^[16] The addition of inorganic filler in the composite has also been shown to increase wear resistance, water absorption resistance, and mechanical properties of composites.^[17] In corn husk fiber-reinforced polyester composite, there was increase in nanoparticle-fiber surface ratio and bigger formation of the reinforcing interface with the matrix.^[18,19] The use of Al₂O₃ was able to improve the thermal and mechanic characteristics of the poly dentures material (methyl methacrylate) (PMMA).

The type of fillers in the composite has different effect on thermal characteristics, weight, and the mechanic characteristics.^[20] Metal-based fillers like aluminum have shown to increase tensile modulus, micro hardness, bending strength, and laminar shear strength (ILSS) in epoxy matrix composites.^[21] Fillers made of organic waste such as coconut shell are also proven to increase the mechanical and physical characteristics of the composites.^[22] Combination of organic and nonorganic fillers has been shown to improve the mechanical and dielectric properties of nanocomposite significantly.^[23]

Although previous studies showed positive results, it is necessary to observe the other effects caused by the composites modification with filler powder addition. Inappropriate filler addition causes a decrease in the composite elongation at break.^[17] Moreover, distribution

and filler size must be observed to improve the mechanical properties. Uneven distribution and inappropriate amount and size of the filler can decrease the mechanical, physical, and thermal properties of composites.^[24] Each type of filler, both organic or inorganic filler, has different properties and these are affected by particle size, shape, and surface chemistry.^[25] The dispersion and cluster size of nanoparticles in polymer resin shows confident development in pure polymer fundamental characteristics with stronger interfacial bonding within the molecular networks and fillers.

The use of AP as inorganic filler on composites is also an alternative to improve the composites properties.^[21,26,27] Aluminum powder (AP) is known as active filler.^[22] AP has a positive effect on reshaped rubber.^[15] AP filler can improve the macro and micro properties of polymer composites.^[21]

Eggshell powder filler is organic filler which is known to improve the mechanical properties of composites.^[16,22,25,28–31] Coconut shell powder (CSP) is used as material for coarse aggregate and light structures.^[32] The use of CSP improves 25%–50% mechanical properties.^[25] The use of composite fiber which is filled with CSP strengthened and tighten the interfacial bond between polyester-fiber and CSP.^[24,25] ESP functions as material for fine aggregate in composites.^[30] The main compound of ESO is CaCO₃.^[33] This compound is able to improve the performance of composite polymers.

This study modifies matrix by adding organic and nonorganic fillers in the TF-reinforced polyester composites. The aim of this study is to compare the way of inorganic (AP) and organic (ESP) filler in affecting the mechanical properties, thermal stability, and material biodegradation. This study also evaluates the potential associated with the use of organic fillers instead of inorganic fillers. The results of this study are expected to provide detailed information and data on TF composites with various variations of filler.

2 | MATERIALS AND METHOD

2.1 | Materials

The matrix used in the study was polyester (Justus Kimia Raya, Surabaya, Indonesia) with methyl ethyl ketone peroxide as a catalyst. Density and tensile strength of each polyester was 1.2 g/cm³ and 8.8 kg/mm².

TF was collected from Kuta, Central Lombok, West Nusa Tenggara. Timoho bark was collected from tree branches grown in 2 and 3 years.^[13] Inorganic filler used in this investigation was AP (5–10 μm particle size) which was supplied by PT. Indratma Sahitaguna (Semarang,

Indonesia). ESP (10–30 μm particle size) was utilized as organic filler.

2.2 | The extraction of TF

Timoho bark was soaked in clean water to let the micro-bacterial process happen. The tree bark was separated manually to get fiber sheets. Next, these sheets were cleaned under running water, sun-dried, then stored in a plastic box.

2.3 | Chemical treatment of TF surface

Before used as a composite filler, TF was immersed in 9% NaOH for 120 min and then rinsed with clean water. Then, TF was aerated under direct sunlight until it reached relative humidity around 30%. Next, it was stored in an airtight plastic box. TF thickness and density were $1.02 \pm 0.031 \text{ g/cm}^3$ and $232.491 \pm 22.84 \text{ m}$, respectively.^[13] TF contained cellulose, 10.31% hemicellulose, 24.65% lignin, and 22.20% others. TF tensile strength used in the composite manufacture was $454.127 \pm 20.01 \text{ MPa}$.

2.4 | The fabrication of TF-polyester hybrid composite

TF was weighed according to the volume fraction of the composition that had been determined (Table 2) using analytical balance. Then, it was placed horizontally on steel mold which was pre sprayed with mirror glass to ease the specimen removal from the mold. Prior to that, Polyester-based resin was mixed with filler (AP or ESP) until homogeneous. The catalyst was 1% methyl ethyl ketone peroxide. The mixture was poured to all parts of TF and pressed with hot press machine using 10 MPa pressure at 70°C temperature for 30 min.

TF-polyester hybrid composite was made with filler variation (in volume fraction). The variation and specimen code are shown in Table 1.

2.5 | The characterization of TF-polyester hybrid composite

2.5.1 | Density

Density test of TF Polyester composite was conducted using our previous method, Gapsari et al.^[13] The composite theoretical density was calculated using Equation (1).

TABLE 1 Composition of TF-polyester hybrid composite (in volume fraction)

Sample codes	Filler (%)	TF (%)	Polyester (%)
1 TF	0	10	90
2 TF		20	80
3 TF		30	70
5 AP-1 TF	5 AP	10	85
5 AP-2 TF		20	75
5 AP-3 TF		30	65
10 AP-1 TF	10 AP	10	80
10 AP-2 TF		20	70
10 AP-3 TF		30	60
5 ESP-1 TF	5 ESP	10	85
5 ESP-2 TF		20	75
5 ESP-3 TF		30	65
10 ESP-1 TF	10 ESP	10	80
10 ESP-2 TF		20	70
10 ESP-3 TF		30	60

$$\rho_c = \frac{100}{\frac{w_m}{\rho_m} + \frac{w_t}{\rho_t} + \frac{w_f}{\rho_f}} \quad (1)$$

ρ_c as the composite theoretical density; w_m , w_t , and w_f as volume fraction of polyester resin, TF, and filler (AP or ESP) respectively; and P_m , P_t , and P_f as density of polyester resin, TF, and filler (AP or ESP), respectively.

2.5.2 | Tensile test

The shape and dimensions of the tensile test specimen for TF-polyester composite referred to the ASTM D780 are shown in Figure 1. All 75 specimens of composite




FIGURE 1 The sample of TF-polyester composite tensile test, (A) without filler, (B) AP filler, (C) EP filler

1 tensile test used RTG-1310 tensile testing machine at the
2 speed of 5 mm/min with the maximum loading capacity
3 of 20 kN.

6 2.5.3 | Impact test


8 The impact test machine of Charpy Model IT—30 was
9 run to characterize TF-polyester composite impact
10 strength. The TF-polyester composite test referred to
11 ASTM D256 standard with specimen dimension of
12 55 mm × 10 mm × 10 mm (Figure 2). A minimum of at
13 least five specimens was tested for each type of specimen.

16 2.5.4 | SEM

18 The fracture surface and fiber failure of TF-polyester
19 composite were observed using SEM (JEOL, JSM-S5200).
20 SEM observation was performed at the accelerated volt-
21 age of 3 kV and 15 mA. The sample of TF composite was
22 coated with thin gold layer close to 50 nm thickness.

25 2.5.5 | Thermogravimetric analysis

27 The thermal decomposition behavior of TF-polyester
28 composite was observed using a thermogravimetric anal-
29 ysis (TGA) instrument (Metler Toledo's TGA-1). TF-
30 polyester composite was processed into powder and put
31 into alumina pan. Next, the sample was heated from
32 ambient temperature until 1000°C (under nitrogen atmo-
33 sphere) and heating rate of 20°C/min. Initial observation
34 (onset) was carried out on polyester composite with



52 FIGURE 2 The sample of TF-polyester composite impact test,
53 (A) without filler, (B) AP filler, (C) EP filler

composite degradation maximum temperature (T_{max})
connected to computer software.

3 | RESULTS AND ANALYSIS

3.1 | Density analysis

Density of TF-polyester composite with filler addition of
AP and ESP is presented in Figure 3. Composite density
shows that there is suitability between the experiment
and the theoretical calculation.

The results showed that there was a decrease in com-
posite density along with the increase of TF from 10% to
30% volume fractions. This occurred in the composite
either with or without AP and ESP fillers. This was in
accordance with the TF density, which was lower than
the polyester matrix density.

In addition, the effect of the trapped moisture
between the fibers and the increase in hemicellulose and
cellulose belonging to the hydroxyl group tended to
attract water molecules. Composite with higher fiber
loading lead to voids. Voids in polymer composite are
mostly due to the processing effect and may appear dur-
ing resin curing process, residual solvent or from the
entrapped air.

The lowest density owned by composite 5ESP-3TF
was $1.116 \pm 0.0212 \text{ g/cm}^3$. The highest density was found
in 5AP-1TF composite of $1.394 \pm 0.022 \text{ g/cm}^3$. This indi-
cated that density and volume fraction of composite con-
stituent materials greatly determined the composite
density result. The higher the density of composite con-
stituent materials, the higher the result of the final den-
sity. However, as the comparison between the

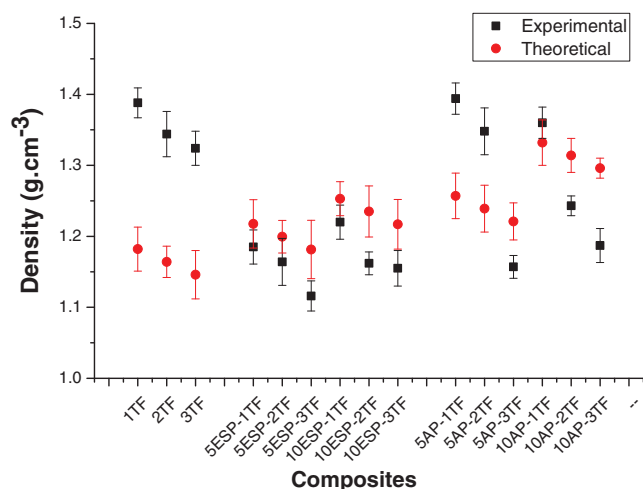


FIGURE 3 The density of experiment and the theory of TF-
polyester composite

1 experimental and theoretical density value, packing effi-
2 ciency and higher interface adhesion level probably
3 became the reason of higher experimental composite
4 density, which led to zero theoretical value for voids. This
5 was caused by the moisture which was trapped between
6 the fibers and the increase in hemicellulose and cellulose
7 belonging to the hydroxyl group and tended to attract
8 water molecules.^[26] Composite in fiber load can also
9 cause voids. Voids in polymer composite are mostly due
10 to the processing effect and may occur during resin cur-
11 ing process, residual solvent, or from the entrapped air.
12 Besides the shrinkage that occurs during the resin curing
13 process, cooling rate play role in the formation of voids.
14 The composite without filler had higher void presenta-
15 tion compared to nanofiller.^[20] The increase in fiber vol-
16 ume fraction caused the increase in voids entrapped in
17 composite. However, a good composite should have less
18 voids. Yet, it is impossible to avoid emptiness in compos-
19 ite fabrication practice.

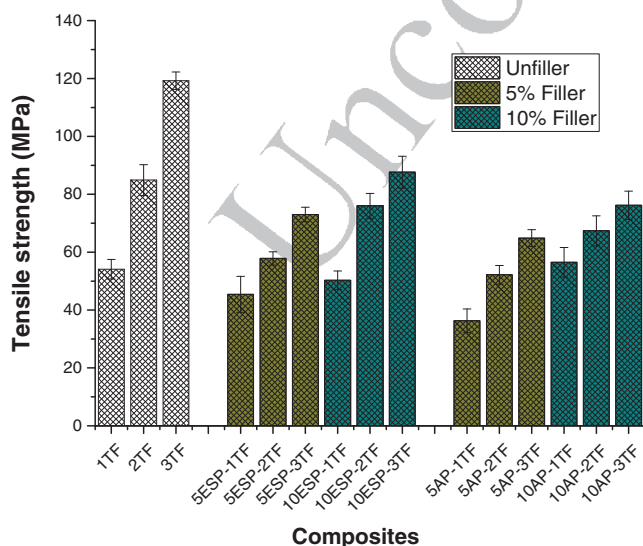
20
21

22 3.2 | Tensile strength

23

24 Figure 4 presents the results of tensile strength of TF-
25 polyester-composites. The average tensile strength of TF-
26 polyester composite without filler from variations of 10%
27 TF, 20% TF, and 30% TF increased by 56.995% and
28 120.4558%, respectively. In polyester composite with the
29 same TF variation of filler which was 5% ESP and AP,
30 the tensile strength values were 45.419 MPa, 57.847 MPa,
31 73.017 MPa, and 36.266, 52.162, respectively. For 10%
32 ESP and AP, the tensile strength values were respectively
33 50.277 MPa, 76.022 MPa, 87.627 MPa, and 56.491 MPa,
34 67.374 MPa, and 76.196 MPa. Tensile strength obtained

35
36
37
38
39
40
41
42
43
44
45
46
47
48
49
50
51
52



53 FIGURE 4 Tensile strength of TF-polyester composites

from TF-polyester composite has great performance than
some natural fiber-reinforced composites as shown in
Table 2.

Overall, TF-polyester composite tensile strength
increased with the increased in TF volume fraction from
10%, 20%, and 30%. TF-polyester composites without
fillers had higher tensile strength than composites with
ESP and AP fillers. The decrease in tensile strength with
filler was due to the low interaction between TF and
polyester, indicated by the amount of pull out TF, voids,
and fiber damage (Figure 8D–I). As the result, the trans-
ferable tensile stress from matrix to TF was lower than
composite without filler. This was related to the viscosity
to wet the TF fiber from polyester matrix and defect rec-
ognition at the fiber ends where high stress concentration
appeared as the result of interfacial bonds among TF pro-
vided by the innate cellulose micro fibrils.^[39] The addi-
tion of composite filler tends to support the interaction
between fiber or fiber with filler compared to the interac-
tion between fiber and polyester, thereby reducing tensile
strength.^[20] Therefore, TF wettability by polyester matrix
is not adequate, resulting in bad stress transfer when ten-
sile load is applied. Filler addition into composite also
caused interface mismatch between ESP/AP filler and
hydrophilic TF.

In contrast, 10% ESP and AP filler addition resulted
in stronger composite, which was not easy to break than

TABLE 2 Tensile strength of some natural fiber-reinforced
polymer composites

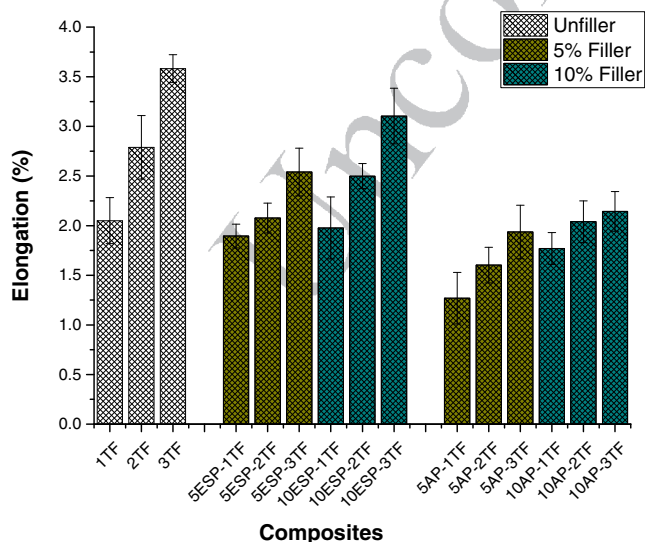
Composite	Tensile strength max (MPa)	Reference
<i>Luffa cylindrica</i> polyester-reinforced composite with microfiller CaCO ₃ , Al ₂ O ₃ , and TiO ₂	37.33	Patel and Dhanola ^[34]
Acacia tortilis fiber polyester-reinforced composite	20.14	Dawit et al. ^[35]
TF-reinforced polyester composite	119.26	This investigation
Bamboo fiber polyester-reinforced composite	126.2	Tarabi et al. ^[36]
Waste cotton and polyester fiber-reinforced green composites	93.64	Kamble and Behera ^[37]
<i>Hibiscus tiliaceus</i> fiber-reinforced bisphenol composite	400	Purnowidodo et al. ^[38]

54
55
56
57
58
59
60
61
62
63
64
65
66
67
68
69
70
71
72
73
74
75
76
77
78
79
80
81
82
83
84
85
86
87
88
89
90
91
92
93
94
95
96
97
98
99
100
101
102
103
104
105
106

1 5% ESP and AP filler addition. The voids between TF-
 2 polyester, pull out TF, and nonhomogeneous particle size
 3 also decreased the composite tensile strength. The
 4 increase in tensile strength with 10% ASP/AP filler was
 5 due to the formation of homogeneous ESP and AP filler
 6 distribution in polyester-TF matrix.^[40] The increase in
 7 tensile strength with 10% ESP/AP filler indicated that
 8 filler powder was able to fill the micro pores of TF and
 9 polyester matrix.^[40] Besides that, fillers provided good
 10 dispersion because it had smoothness and uniformity of
 11 ESP/AP particles. Next, at volume fraction of 30%, TF
 12 tensile strength still increased due to the de-wetting effect
 13 (polyester matrix was able to bind/wet TF perfectly). At
 14 higher fiber volume fraction, tensile strength tended to
 15 decrease.

16 **5** Figure 5 shows the elongation at fracture of the TF-
 17 polyester composite with each ESP/AP filler. TF compos-
 18 ite elongation increased along with the increase in TF
 19 volume fraction of 10%–30% (specimen 1 TF, 2 TF, and
 20 3 TF). Figure 5 also shows that elongation of TF- polyes-
 21 ter composites after ESP and AP filler addition increased
 22 along with the increase in TF volume fraction
 23 (10%–30%).

24 The elongation properties of the composite after the
 25 addition of 5% ESP and AP filler of 10% TF decreased by
 26 7.555% and 38.075%, respectively, from composite with-
 27 out filler. The composite elongation properties decreased
 28 by 13.355% and 40.16% at 10% ESP and AP filler addition.
 29 The decrease in composite elongation value after filler
 30 addition indicated that TF ductility properties was higher
 31 than the other constituent materials. This led to higher
 32 elongation value in 3TF composite. Besides that, elonga-
 33 tion value at fracture of TF-polyester composite with AP
 34



52 **FIGURE 5** TF-polyester composite elongation with ESP and
 53 AP filler

filler addition became lower than the composite without
 filler and ESP filler because AP addition increased the
 stiffness of polyester matrix. As the result, the shear/
 composite fracture elongation decreased. This was in
 contrast to ESP filler, which increased the ductility of
 polyester matrix.

The comparison of TF-polyester composite elastic
 modulus is shown in Figure 6. In Figure 6, it can be seen
 that the composite stiffness graph pattern shows conform-
 ity with Figures 5 and 6. The composite elastic modulus
 increased significantly along with the increase in TF vol-
 ume fraction and with the addition of ESP and AP fillers.
 Furthermore, the addition of 5% of ESP filler to 10% TF
 volume fraction reduced the stiffness of 1TF composite
 by 6.597%. The decrease was the result of the movement/
 shift of the fiber and matrix that the composite was
 unable to hold deformation, which resulted in tensile
 strain.^[24] The highest elastic modulus was found in com-
 posite 10 AP-3TF, which increased by 6.782%. In addi-
 tion, the composite stiffness value with AP filler was
 averagely higher than the other polyester-TF composites.
 This was related to the compatibility, the bond between
 the AP filler and polyester thereby increasing the stiffness
 of the composite.^[34,41] A different case was found in the
 composite with 5% and 10% ESP-1TF filler. The compos-
 ite stiffness decreased after 1TF-ESP filler due to the
 weak interfacial bond between the fiber and the matrix
 (Figure 8D). There was a nonuniform distribution of
 fiber/ESP in the composite. TF and filler (ESP and AP) in
 composite functioned to resist the deformation due to
 tensile load and increase the stiffness of polyester.^[42]

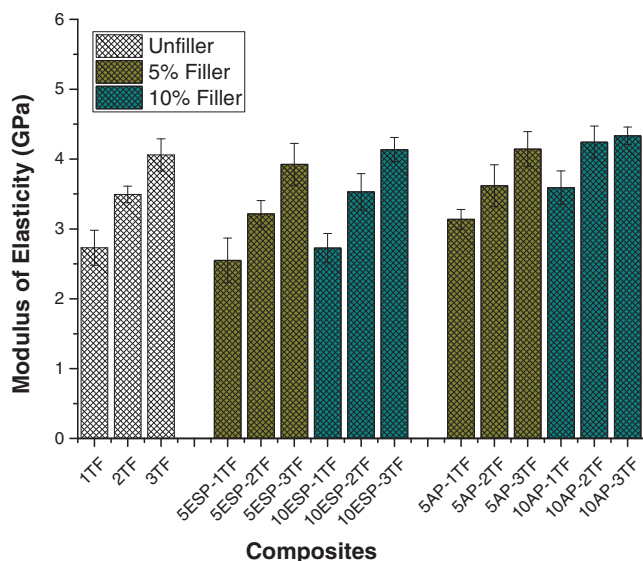


FIGURE 6 TF-polyester composite elastic modulus with ESP
 and AP filler

The composite fracture photo shows a cup-and-cone failure mode in the composite, indicating that the composite was flexible.^[43] With the addition of ESP and AP fillers, there was an increase in elastic modulus value compared to the composite without filler and the other natural fiber-reinforced composites.^[44] The other composite are *Acacia tortilis* as polyester composite reinforcement of 3.04 GPa (ASTM, D790–17), polyester vakka fiber of 1.79 GPa (ASTM, D790–17), banana fiber reinforced polyester composite of 1.08 GPa (ASTM, D790–17),^[35] sisal and bamboo fiber reinforced polyester of 1.9 and 2.48 GPa (ASTM, D790–17), respectively.^[35,36,43] This indicates that TF polyester composite is able to substitute the use of metal material in structure application.

3.3 | Impact test

The effect of the impact strength difference in TF volume fraction and ESP/AP fillers is shown in Figure 7. The impact test on TF-polyester composite showed good strength and there was improvement in impact strength indicated by the increase in TF volume fraction and the existence of ESP and AP fillers. Impact strength increased along with the increase of composite fiber loading. If a composite has high fiber, the potential of fiber pull out is greater. When the fiber content in a composite increase, more energy is needed to weaken the fiber-matrix bond. In other words, there is more energy which is adsorbed by the fiber.^[34,45]

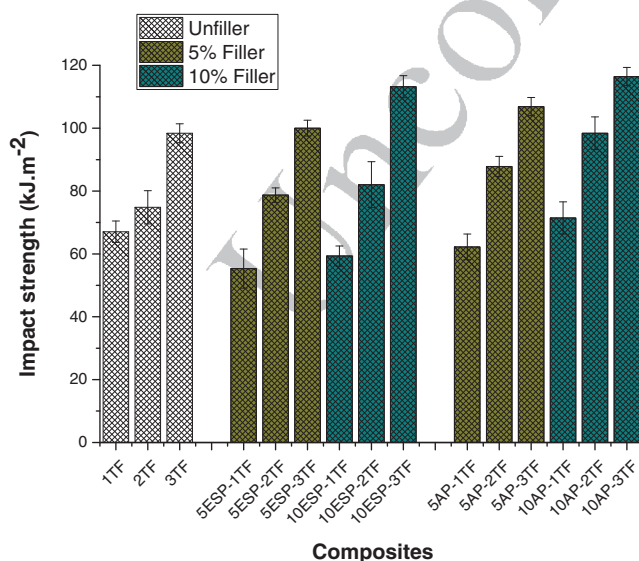


FIGURE 7 The impact strength of TF-polyester composite with ESP and AP fillers

In Figure 7, it is seen that the lowest impact strength owned by 5ESP-1TF composite is 55.337 kJ/m². Then, it is followed by 10ESP-1TF (59.311 kJ/m²) and 5AP-1TF (62.258 kJ/m²). This means that there was a decrease in composite impact strength after filler addition to composite with fiber volume fraction of 10%. The less uniform filler distribution caused low bond between TF and polyester.^[46,47] The impact strength data (Figure 7) shows a match with the elongation properties data and tensile modulus in Figures 5 and 6. Filler addition of 10 AP and 3TF resulted in the best impact strength (116.416 kJ/m²). The impact strength increase was due to the uniform AP and the increased polyester strength. More importantly, (TF) fiber reinforcements are the most dominating factor that influences the mechanic behavior of polyester composites rather than the fillers.^[48]

3.4 | SEM morphology

Figure 8 presents the failure morphology of TF-polyester composite with and without fillers after tensile test. Figure 8A reveals that the sheet form of TF caused less uniform fiber distribution and was low in receiving the tensile load, but adequate in terms of bonding between TF and polyester. Seen in Figure 8B,C, there was dominant pull out fiber and holes from pull out TF. This morphology was due to the dominant condition of TF in composite and caused the propagation of stress from polyester to maximum TF. On the maximum (increased tensile strength) TF, there were fractures on certain defects after the chemical treatment. In Figure 8D, composite with 5% ESP filler and composite with 10% TF show large voids and TF pull out caused by ESP filler so that the ESP-polyester interaction is higher than the bonding interaction between polyester-TF. Different thing happened in 3% TF in Figure 8E. Figure 8E,F presents uneven fracture surface. This indicates that the composite tended to be harder with amorphous ESP filler addition. This condition caused a decrease in elongation and increase in elastic modulus based on the result presented in Figures 5 and 6.

Figure 8G-I shows that when the polyester-TF composite was added with 5% AP filler and 10TF, TF pull out appeared and several voids with failure mode became cup and cone indicating that composite tensile strength decreased and tended to be stiffer. Figure 8H,I shows better interface between TF and polyester-AP. The interface is narrow and strong. TF pull out decreased along with the increase in TF volume fraction and AP filler (Figure 8I). This was caused by the AP, which supported the formation of matrix interface chain with TF. Furthermore, the morphology of the composite with




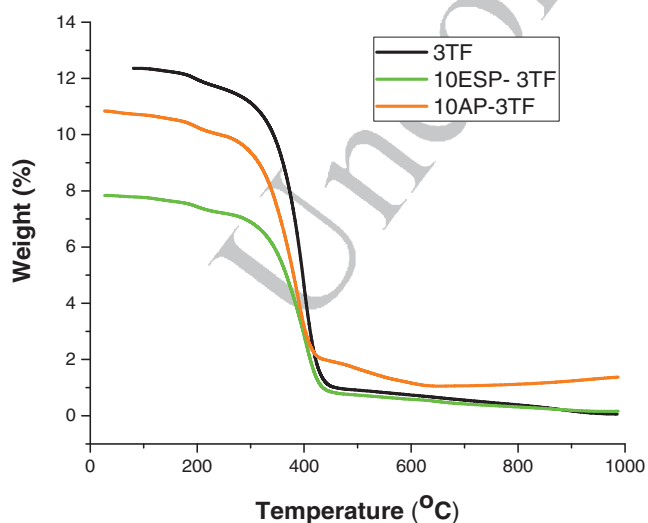
FIGURE 8 SEM photo of surface failure of the TF-polyester composite of (A) 1TF, (B) 2TF, (C) 3TF, (D) 5ESP-1TF, (E) 5ESP-3TF, (F) 10ESP-3TF, (G) 5AP-1TF, (H) 5AP-3TF, and (I) 10AP-3TF

54
55
56
57
58
59
60
61
62
63
64
65
66
67
68
69
70
71
72
73
74
75
76
77
78
79
80
81
82
83
84
85
86
87
88
89
90
91
92
93
94
95
96
97
98
99
100
101
102
103
104
105
106

1 10% AP filler and 30% TF also supported the match
2 between the impact strength value (Figure 7) and the
3 composite elastic modulus value (Figure 6).

6 3.5 | Thermal stability

7
8 The thermal stability of polyester-TF composite with ESP
9 and AP filler was observed by TGA. The composites ana-
10 lyzed by TGA were given code of 3TF, 10ESP-3TF, and
11 10AP-3TF. These composites were selected due to their
12 high tensile and impact strength. In Figure 9, TGA curve
13 is divided into three stages of weight loss happened on
14 TF-composite at temperature of 0–1000°C. In the first
15 stage (I) with temperature of 30–370°C, weight loss was
16 indicated by the volatilization (the loss of water/humid-
17 ity) of the TF fiber composite.^[16,49] Meanwhile, in this
18 stage, polyester-filler matrix (AP/ESP) underwent decom-
19 position. Composite main decomposition was found in
20 stage II with temperature range of 270–500°C. This cau-
21 sed fast weight loss. This decomposition was due to
22 chemical constituents of TF (hemicellulose, cellulose,
23 and lignin). There were decomposition and even carboni-
24 zation. The polyester matrix underwent a degradation
25 stage with statistical chain rupture.^[50] There are four
26 stages of natural fiber decomposition. The first stage is
27 hemicellulose decomposition (220–31°C) which occurs
28 earlier because it is associated with the release of water
29 content.^[51] The second stage is cellulose decomposition,
30 which happens where the weight loss rate depends on
31 the viscosity index of the fiber. Lignin is decomposed
32 (160–900°C) after cellulose. Therefore, lignin is more



51 **FIGURE 9** The effect of filler type to the thermal
52 characteristics of TF polyester composite

difficult to decompose because its structure is in the form
of an aromatic ring and allows branching of relevant
chemical bonds. The last decomposition is ash from natu-
ral fiber. In Figure 9, the decomposition of stage III hap-
pened in the temperature range of 500–1000°C with all
the composite materials be carbonized.^[52] From the two
types of fillers, it was found their effect on the heat resi-
stance of polyester-TF composites. ESP filler composite
was degraded earlier compared to the AP filler composite.
This was because ESP filler was amorphous than the AP
filler composite and AP thermal conductivity was higher
than that of ESP. After the composite decomposition was
complete, there was a remain of the final stage decompo-
sition which was the ash material with AP decomposed
at a very high temperature (around 1730°C).^[51]

4 | CONCLUSION

ESP and AP fillers modified TF-reinforced polyester poly-
mer composite. The study learned the physical, mechanical,
thermal, and morphological properties. TF-polyester
composite density decreased along with the increase in
TF volume. This was due to TF low density (1.02 g/cm³)
when compared to polyester matrix density (1.21 g/cm³).
Composite density showed a match with the result of theo-
retical calculation. Composite tensile strength, elonga-
tion, elastic modulus, and impact strength increased with
the increase in TF volume in all types of composites. Ten-
sile strength and elongation were inversely proportional
to the elastic modulus and impact strength. The addition
of filler caused the tensile strength and elongation to
decrease, while the composite elastic modulus and
impact strength increased. This showed that AP and ESP
fillers in composite increased the stiffness of the compos-
ite. Morphological observations with SEM supported the
failure of composites in filler variations. Addition of
fillers increased the thermal resistance. The highest ther-
mal resistance was the polyester-TF-AP composite where
the residual combustion also increased with the increase
in TF volume.

ORCID

Hubby Izzuddin <https://orcid.org/0000-0003-2772-102X>

Suchart Siengchin <https://orcid.org/0000-0002-6635-5686>

REFERENCES

- [1] K. N. Bharath, P. Madhu, T. Y. Gowda, A. Verma, M. R. Sanjay, S. Siengchin, *Mater. Perform. Charact.* **2021**, *10*(1), 99.
- [2] K. N. Bharath, P. Madhu, T. G. Gowda, A. Verma, M. R. Sanjay, S. Siengchin, *Polym. Compos.* **2020**, *41*(11), 4550.

- [3] M. K. Marichelvam, P. Manimaran, A. Verma, M. R. Sanjay, S. Siengchin, K. Kandakodeeswaran, M. Geetha, *Polym. Compos.* **2021**, 42(1), 512.
- [4] S. S. Vinay, M. R. Sanjay, S. Siengchin, C. V. Venkatesh, *Polym. Compos.* **2021**, 42(4), 1727.
- [5] P. Madhu, S. Mavinkere Rangappa, A. Khan, A. Al Otaibi, S. A. Al-Zahrani, S. Pradeep, M. K. Gupta, P. Boonyasopon, S. Siengchin, *Polym. Compos.* **2020**, 41(12), 4983.
- [6] L. Prabhu, V. Krishnaraj, S. Sathish, S. Gokulkumar, M. R. Sanjay, S. Siengchin, *Appl. Compos. Mater.* **2020**, 27(6), 915.
- [7] A. Vinod, M. R. Sanjay, S. Siengchin, *J. Cleaner Prod.* **2021**, 326, 129411.
- [8] R. Gopinath, P. Billigraham, T. P. Sathishkumar, M. R. Sanjay, S. Siengchin, *J. Nat. Fibers* **2021**, 1.
- [9] D. Matykievicz, M. Barczewski, M. S. Mousa, M. R. Sanjay, S. Siengchin, *Chem. Eng.* **2021**, 5(3), 56.
- [10] A. Vinod, M. R. Sanjay, S. Siengchin, S. Fischer, *Constr. Build. Mater.* **2021**, 303, 124509.
- [11] M. R. Sanjay, P. Madhu, M. Jawaid, P. Sentharamaikkannan, S. Senthil, S. Pradeep, *J. Cleaner Prod.* **2018**, 172, 566.
- [12] P. Madhu, M. R. Sanjay, P. Sentharamaikkannan, S. Pradeep, S. S. Saravanakumar, B. Yogesha, *J. Nat. Fibers* **2018**, 16, 1.
- [13] F. Gapsari, A. Purnowidodo, S. Hidayatullah, S. Suteja, *J. Mater. Res. Technol.* **2021**, 13, 1305.
- [14] A. M. Nafchi, M. Moradpour, M. Saeidi, A. K. Alias, *Starch Starke* **2013**, 65, 61.
- [15] bin Ali A, Mohammed AS, Merah N., *Polym. Compos.* **2018**, 39(7), 2224.
- [16] M. Ji, F. Li, J. Li, J. Li, C. Zhang, K. Sun, Z. Guo, *Mater. Des.* **2021**, 198, 109373.
- [17] T. Narendiranath Babu, R. Singh, S. Dogra, *Mater. Today Proc.* **2018**, 5, 12649.
- [18] T. S. Radoman, J. V. Džunuzović, K. B. Jeremić, B. N. Grgur, D. S. Miličević, I. G. Popović, E. S. Džunuzović, *Mater. Des.* **2014**, 62, 158.
- [19] H. Najafi, A. Zadhoush, Z. Talebi, S. P. Rezazadeh Tehrani, *Polym. Compos.* **2018**, 39(9), 3073.
- [20] S. Sugiman, S. Salman, *J. Adhes. Sci. Technol.* **2019**, 33(7), 691.
- [21] P. Sarkar, N. Modak, P. Sahoo, *Mater. Today Proc.* **2018**, 5, 5496.
- [22] S. M. Sapuan, M. Harimi, M. A. Maleque, *Arab. J. Sci. Eng.* **2003**, 28(2B).
- [23] Z. Khan, B. F. Yousif, M. Islam, *Compos. Part B Eng.* **2017**, 116, 186.
- [24] N. H. Sari, S. Suteja, A. Fudholi, A. Zamzuriadi, E. D. Sulistyowati, P. Pandiatmi, S. Sinarep, A. Zainuri, *Polymer (Guildf)* **2021**, 222, 123657.
- [25] B. Keerthika, M. Umayavalli, T. Jeyalalitha, N. Krishnaveni, *Ecotoxicol. Environ. Saf.* **2016**, 130, 1.
- [26] B. Panda, C. A. Niranjana, A. D. Vishwanatha, P. Harisha, K. R. Chandan, R. Kumar, *Mater. Today Proc.* **2019**, 22, 2715.
- [27] A. Kobylukh, K. Olszowska, U. Szeluga, S. Pusz, *Adv. Colloid Interface Sci.* **2020**, 285, 102285.
- [28] H. Salmah, S. C. Koay, O. Hakimah, *J. Thermoplast. Compos. Mater.* **2013**, 26(6), 809.
- [29] Z. Salleh, M. Islam, H. Ku, Tensile behaviours of activated carbon coconut shell filled epoxy composites. 3rd Malaysian Postgrad Conf **2013**.
- [30] H. M. Hamada, B. A. Tayeh, A. Al-Attar, F. M. Yahaya, K. Muthusamy, A. M. Humada, *J. Build. Eng.* **2020**, 32, 101583.
- [31] H. Y. Tiong, S. K. Lim, Y. L. Lee, C. F. Ong, M. K. Yew, *Constr. Build. Mater.* **2020**, 244, 118341.
- [32] R. Tomar, K. Kishore, H. Singh Parihar, N. Gupta, *Mater. Today Proc.* **2021**, 44, 437.
- [33] N. Sathiparan, *Constr. Build. Mater.* **2021**, 293, 123465.
- [34] V. K. Patel, A. Dhanola, *Eng. Sci. Technol. Int. J.* **2016**, 19(2), 676.
- [35] J. B. Dawit, H. G. Lemu, Y. Regassa, A. D. Akessa, *Mater. Today Proc.* **2020**, 38, 2953.
- [36] N. Tarabi, H. Mousazadeh, A. Jafari, J. Taghizadeh-Tameh, *Ind. Crops Prod.* **2016**, 83, 545.
- [37] Z. Kamble, B. K. Behera, *Polym. Compos.* **2021**, 42(6), 3025.
- [38] A. Purnowidodo, D. D. B. Sutedja, K. Anam, *J. Eng. Sci. Technol.* **2020**, 15(4).
- [39] C. Liu, W. Liu, S. He, C. Jiang, Y. Xie, M. Yang, H. Shi, Z. Wang, *Polym. Compos.* **2019**, 40(11), 4266.
- [40] F. Farah, H. Ayub, W. Zarina, W. Mohamed, M. Razi, M. Piah, et al., *J. Polym. Sci. Technol.* **2017**, 2(2).
- [41] A. Shah, M. N. Prabhakar, H. Wang, J. Song, *Polym. Compos.* **2018**, 39(7), 2420.
- [42] N. Herlina Sari, I. N. G. Wardana, Y. S. Irawan, E. Siswanto, *J. Nat. Fibers* **2018**, 15, 545.
- [43] J. B. Dawit, Y. Regassa, H. G. Lemu, *Results Mater.* **2020**, 5, 100054.
- [44] D. Battagazzore, A. Noori, A. Frache, *Polym. Compos.* **2019**, 40(9), 3429.
- [45] H. P. S. Abdul Khalil, S. Hanida, C. W. Kang, N. A. Nik Fuaad, *J. Reinf. Plast. Compos.* **2007**, 26(2), 203.
- [46] W. Liang, Z. Duan, K. Sun, H. Liang, Z. Wang, C. Guo, *Polym. Compos.* **2018**, 39(9), 3006.
- [47] M. Ertas, E. Altuntas, C. A. Donmez, *Polym. Compos.* **2019**, 40(11), 4238.
- [48] S. Kumar, K. K. Singh, J. Ramkumar, *Polym. Compos.* **2020**, 41(12), 5403.
- [49] M. N. Norizan, K. Abdan, M. S. Salit, R. Mohamed, *J. Phys. Sci.* **2017**, 28(3), 115.
- [50] L. B. Manfredi, E. S. Rodriguez, M. Wladyka-Przybylak, A. Vázquez, *Polym. Degrad. Stab.* **2006**, 91(2), 255.
- [51] J. Sahari, S. M. Sapuan, E. S. Zainudin, M. A. Maleque, *Carbohydr. Polym.* **2013**, 92(2), 1711.
- [52] A. Ghanbari, T. Tabarsa, A. Ashori, A. Shakeri, M. Mashkour, *Carbohydr. Polym.* **2018**, 197.

How to cite this article: F. Gapsari, A. Purnowidodo, P. H. Setyarini, S. Hidayatullah, Suteja, H. Izzuddin, R. Subagyo, M. R. Sanjay, S. Siengchin, *Polym. Compos.* **2021**, 1. <https://doi.org/10.1002/pc.26443>



Femiana Gapsari, ST., MT <memi_kencrut@ub.ac.id>

In Production: Your article accepted in Polymer Composites

1 message

cs-author@wiley.com <cs-author@wiley.com>

Mon, Dec 6, 2021 at 7:40 PM

To: memi_kencrut@ub.ac.id

Dear Femiana Gapsaria,

Article ID: PC26443

Article DOI: 10.1002/pc.26443

Internal Article ID: 17272688

Article: Properties of Organic and Inorganic Filler Hybridization on Timoho Fiber-Reinforced Polyester Polymer Composites

Journal: Polymer Composites

Congratulations on the acceptance of your article for publication in Polymer Composites.

Your article has been received and the production process is now underway. We look forward to working with you and publishing your article. Using Wiley Author Services, you can track your article's progress.

Please click below to login - if you are using a different email address than this one, you will need to manually assign this article to your Dashboard (see [How do I assign a missing article to My Dashboard?](#)):https://authorservices.wiley.com/index.html#login?campaign=email_invitation-exists

If applicable, a list of available actions will appear below – check out your Author Services Dashboard for all actions related to your articles.

Track your article's progress to publication

Access your published article

If you need any assistance, please click [here](#) to view our Help section.Sincerely,
Wiley Author ServicesP.S. – This journal accepts artwork submissions for Cover Images. This is an optional service you can use to help increase article exposure and showcase your research. Pricing and placement options vary by journal. For more information, including artwork guidelines, pricing, and submission details, please visit the [Journal Cover Image](#) page.