

# NATIVE\_SPECIES\_IN\_BARITO\_UP STREAM\_AT\_SOUTH\_KALIMANT AN.pdf

*by*

---

**Submission date:** 02-Mar-2023 08:37AM (UTC+0700)

**Submission ID:** 2026610718

**File name:** NATIVE\_SPECIES\_IN\_BARITO\_UPSTREAM\_AT\_SOUTH\_KALIMANTAN.pdf (677.54K)

**Word count:** 3757

**Character count:** 19460

# Native Species in Barito Upstream at South Kalimantan, Indonesia: Sex Ratio and Length-Weight Relationship of Seluang Batang Fish (*Rasbora Argyrotaenia* Blkr 1850)

Erwin Rosadi<sup>1</sup>, Endang Yuli H<sup>2</sup>, Daduk Setyohadi<sup>2</sup>, and Gatut Bintoro<sup>2</sup>

<sup>1</sup>Fisheries and Marine Faculty of Lambung Mangkurat University, South Kalimantan, Indonesia

<sup>2</sup>Fisheries and Marine Science Faculty of Brawijaya University, Malang, East Java, Indonesia

## ABSTRACT

The study was carried out to provide scientific data on the sex ratio and length-weight relationships of Seluang Batang (*R. argyrotaenia*) in Barito upstream of South Kalimantan, located on 2°57'36.10" S 114°5'37.92" E; 3°01'07.86" S 114°45'29.28" E. Taking of samples by the method of Ford-Walford plot lasts for one year with a fixed time interval decision which is one month. Data obtained by comparing the sex ratio between the number of male and females and multiplied by 100%. The chi-square analysis was used to test the hypothesis difference in the number of male and female fish. Analysis of length-weight relationship of fish with regression test and were calculated using a cubic pattern. The results showed that the sex ratio of *R. argyrotaenia* male and female was 3:1 and the growth pattern of male and female fish showed negative allometric.

Keywords: Sex Ratio, Length-Weight Relationship, *Rasbora argyrotaenia*, Barito upstream

## INTRODUCTION

Freshwaters fish in the tropics have higher levels of diversity than in temperate regions (Allan and Castillo, 2007; Dudgeon *et al.*, 2006; Stiassny, 1999). Food Agricultural Organization (2010) states that freshwater fish production has contributed greatly to the food security and livelihoods of the world. Stiassny (1996) states that 25% of total world fishery potential coming from the freshwater fishery. The Borneo Island has a diversity of fish species relatively higher in the Asian region (Winemiller *et al.* 2008). South Kalimantan itself has the potential of wetland area in South Kalimantan is about one million hectares. A total of 140 fish species was found from this region (Prasetyo and Asyari, 2003).

Correspondence: Erwin Rosadi. Faculty of Fisheries and Marine, University of Lambung Mangkurat.  
Email: erwin.rosadi@unlam.ac.id

The rate of exploitation in 2014 reached 65,665.6 tons/year (Department of Fisheries and Marine of South Kalimantan Province, 2015). Seluang Batang (*Rasbora argyrotaenia*) is one of commercially important fish species sourced of the Barito river, creek and swamp waters surrounding the associate (Department of Fisheries and Marine of South Kalimantan Province, 2015; Rosadi, 2009). Barito River has the depths of 8-10 m and a width of 400-750 m, is the main river that is mutually associated with creeks and swamps (floodplain) vicinity, 90% are still affected by the tidal Java (River Basin Agency of Kalimantan II, 2012; Department of Fisheries and Marine of Barito Kuala Regency, 2008). Some aspects of *R. argyrotaenia* fishery has been widely reported to describe their morphology (Bleeker, 1859; Kottelat *et al.* 1993) and mtDNA (Liao *et al.* 2010), fish biology aspects (Sterba, 1969; Axelrod *et al.* 1991; Doi, 1997; Dina, 2011; Sulistiarto, 2012), the aquatic environment (habitat) aspects (Rosadi *et al.* 2014; Sulistiarto, 1998; Baensch and Riehl, 1985),

patterns of reproduction and growth in ex-situ (Said and Mayasari, 2010) as well as study on fishing activity of this species (Rosadi *et al.* 2015).

The research on fishery resources in the waters of tropical rivers for decades rated lagging when compared with studies in the temperate waters (Matthews and Heins, 1987; Dudgeon, 2000; Winemiller *et al.* 2008). At present, scientific data on the sex ratio and length-weight relationships of *R. argyrotaenia* are lack. It is therefore more information on reproductive biology of this species is required as the stock assessment database based on a specific geographical location.

## MATERIALS AND METHODS

### Study Site

The study was carried out on Barito upstream, South Kalimantan, located at 2°57'36.10" S 114°5'37.92" E; 3°01'07.86" S 114°45'29.28" E determined with GPS (Garmin Etrex, Taiwan). The water depth varied from 8 to 10 m; the same fishing grounds as those used by commercial fishermen.

### Data Collection

The samples of *R. argyrotaenia* were collected during gillnet operations from April 2012 - May 2013. The gillnet made of nylon monofilament, mesh sizes varied between 20 mm and 30 mm with 150 m long and 2 m high.

Total length was measured to the nearest millimeter. Weight was determined with a digital balance to an accuracy of 0.1 g. Retrieval of samples by the method of Ford-Walford plot lasts for one year with a fixed load time interval which is one month (King, 1995). The samples were taken randomly from both fish landing sites and on board.

### Data Analysis

Analysis of the Sex Ratio was performed by comparing the number of male and females and then multiplied by 100%. The chi-square analysis is used to test the hypothesis difference in the number of male and female.

The length-weight relationship analysis of *R. argyrotaenia* regression test was calculated using a cubic pattern (Pauly, 1984; Efendie, 2002) with the formulation:

$$W = a L^b$$

$$\ln W = a + b \ln L$$

W as the fish's body weight (g), L as fish length (mm),  $\bar{a}$  as the intercept and slope b. Correlation parameters on length-weight relationship of *R. argyrotaenia* can be seen from the value of b (as probe closeness level relations between the two parameters). The b values represent the body shape of the fish. If the value of b = 3 indicating an isometric growth pattern where the length balanced with weight gain. If the value b ≠ 3, it meant allometric growth patterns. The value of b < 3 means that negative allometric growth more dominant of length (slim). Value b > 3 means that the positive allometric growth more dominant of weight (plump) (Shukor *et al.* 2008; Amani *et al.* 2011; Yuanda *et al.* 2012)

To confirm the closeness of the relationship between the two parameters (value b)  $t_{\text{test}}$  (Efendie, 2002) with the formulation:

$$t_{\text{test}} = \frac{3 - b}{Sb}$$

b as the calculated value ratio of the length and weight of fish, Sb as the standard deviation value b

The hypothesis used in the study is  $H_0$  (the null hypothesis) when the value of b = 3, then the growth patterns of fish body is isometric. While  $H_1$  (alternative hypothesis) when the value of b ≠ 3, the pattern of growth of fish body is allometric.

When the t-test used, the decision is made as follows If  $t_{\text{count}} > t_{\text{table}}$ , then reject  $H_0$  (value b ≠ 3) it meant that length and weight relationship is either positive allometric (b > 3) or negative allometric (b < 3). If  $t_{\text{count}} < t_{\text{table}}$ , then accept  $H_0$  (b value = 3) or fish length and weight relationship was isometric.

## RESULT AND DISCUSSION

### Sex Ratio of Male and Female

A total of 2.381 specimens were collected throughout the study period. It is comprised 1.751 male (73.54%) and 630 female (26.46%) with the sex ratio of 3:1. The results of the chi-square analysis one end to the actual value and the expectation value generating probability value of 3.94598-19, where as the observations on the alpha value of 0.05 (95% confidence level), then  $p$  (3.94598-19) < alpha of 0.05 so that the alternative hypothesis ( $H_1$ ) is accepted, there is a difference in the number of males and females. The sex ratio fish that live clustered generally be optimal if males and females 2: 1 (Yeni Rahman *et al.*, 2013). According to Said and Mayasari (2010) the fish reproduction of *R. argyrotaenia* ex-situ achieve the optimal level sex ratio of male and female 2 : 1. While Ball and Rao (1984) states that the male and female ratio from the normal waters is 1: 1.

In the same cohort the body shape of males Rasbora fish is slimmer than females (Sterba, 1969). According to Nikolsky (1963), the size of female reproduction in general is larger than that of male because of having a great fecundity in stock. While Lagler *et al.* (1977) suggest that genetic factors are the cause of the difference in size between the

sexes in fish. In addition, the number of female fish that produce a new individual in the process of reproduction (fertility) could affect fish stocks in the waters (Dodds, 2002).

### Length-Weight Relationship

The analysis results of the length-weight relationship of *R. argyrotaenia* show that correlation coefficient (multiple R) between male and female was almost the same, with the value of 0.975 and 0.971 respectively.

A total of 1,751 males were evaluated. The Length-weight relationship of the male was stated as  $W = 1,113 \times 10^{-5} L^{2.859}$ , with the  $R^2$  value was 0.951 which meant that variations in weight of the fish were influenced by variation in the length of fish by 95.1 percent, with the value of standard Error b (SEb) of 0.015. It means that small deviations regression coefficient of variable length of the fish and has contributed significantly to the variable weight of the fish (Fig. 3a). A total of 623 females were analyzed.

The length-weight relationship of the female was stated as  $W = 1,291 \times 10^{-5} L^{2.915}$  with the value of  $R^2$  was 0.944 which meant that the fish weight variations were influenced by variation in the length of fish by 94.4 percent, with the value of Standart error of b (SEb) of 0.028. It shows a little deviation regression coefficient variable length of the fish and makes a significant contribution to the variable weight of males (Fig. 3b).

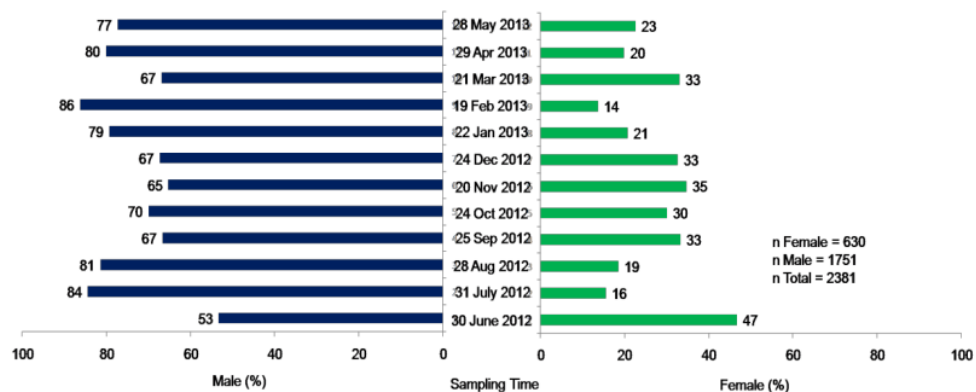


Figure 1. Sex ratio of *R. argyrotaenia* based on sampling time

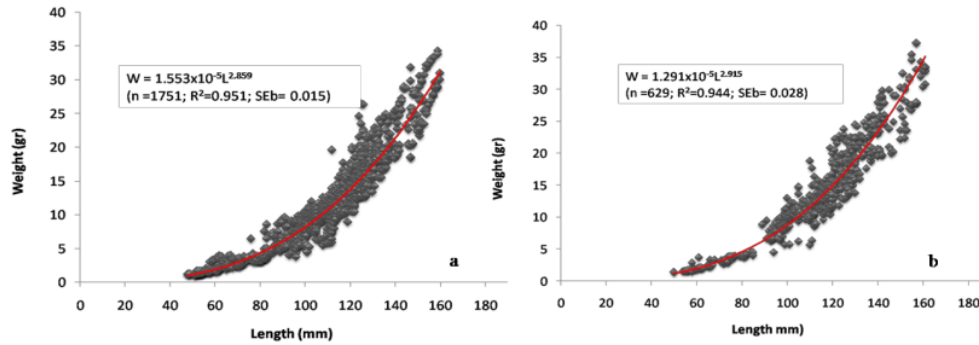


Figure 3. ( a ) Length-Weight Relationship of *R. argyrotaenia* (male)  
( b ) Length-Weight Relationship of *R. argyrotaenia* (Female)

The t-test shows that the growth pattern of both male and female was a negative allometric, which meant that the length of fish body is more dominant than the weight (slim) (Effendie, 2002). The result of the calculation of the value  $b$  t test ( $\alpha = 0.05$ ) for the male shows that  $t_{count}$  (9.0106) was higher than  $t_{table}$  (1.645). It means the growth pattern of males was negative allometric with the values  $b$  ranged from 2.829 to 2.890. As for the female,  $t_{count}$  (2.9596) was also higher than  $t_{table}$  of (1.645). It means that growth pattern of females was also negative allometric with the values  $b$  was ranged from 2.860 to 2.972. The range of values  $b$  between males and females did not show a significant difference, according Tsunami *et al.* (2006) and Bagenal (1978), the difference value  $b$  (slope) in fish caused by the difference between the sexes fish.

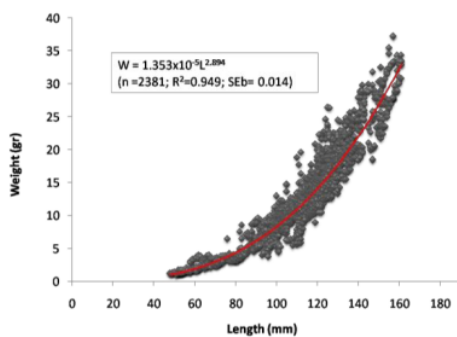


Figure 4. Length-Weight Relationship of *R. argyrotaenia* (Male and Female)

Based on the range of the value of  $b$  is obtained, the range did not show a significant difference between males and females. The similar results were also demonstrated in the length-weight relationship of total male and female (Fig. 4).

Lagler *et al.* (1977) explained that the value  $b$  could fluctuate between 2.5 to 4 and most close to the value 3. The range of value  $b$  in this study was clearly defined. It is thought to be caused by the fulfillment of the number of samples as stated by Gulland (1980).

Unique attributes like a fish body shape will help us understand why certain species are able to survive in the waters, and also can provide clues about environmental factors that can be adapted by fish (Allan and Castillo, 2007). Dodds (2002) states that the relationship between the length and weight of the fish can be used to assess the condition of the fish, a fish that has a high weight per unit length of the fish is considered healthy and in good shape.

Some researches related to the length-weight relationship of *R. argyrotaenia* were also reported by other studies. Sulistiarto (2012) conducted experiment in the flood plain of the Rungan river at Central Kalimantan and calculated the value  $b$  was less than 3 with a negative allometric growth pattern. Arsyad and Syaefudin (2010) focused on the Musi river of South Sumatra with the value  $b$  was 2.09 indicating a negative allometric growth pattern. The similar results were also reported in others species (Sunil,

2000; Zahid, 2008; Kumar *et al.* 2006). It is quite the contrary with Dina (2008) in Maninjau lake at West Sumatra with positive allometric growth pattern (value of  $b > 3$ ) and also Sidthimunka (1973) in the waters of Thailand with the value  $b$  was 3.03. Other researches focused on juvenile fish of the *R. sumatrana* (genus Rasbora) in Aceh made by Zakeyudin (2012) with the value  $b$  was 3.64.

Different growth patterns that represented the value of  $b$  in length-weight relationship of the fish was influenced among others by the growth phase of fish, fish size, availability of food, sex, gonad development, the health of fish and spawning period (Miranda *et al.* 2006; Andreu-Soler *et al.*, 2006; Tsunami *et al.* 2006) and Kharat *et al.* (2008) suggested that the difference in the number and variety of fish sizes that were sampled in the study may lead to differences in the range of values  $b$ . Dodds (2002) explains that the indices of fish length and weight relationship can be used to assess the relative condition of individual fish habitat or to compare the condition of fish populations in different habitats.

## CONCLUSION

The sex ratio of male and female of *R. argyrotaenia* sampled from Barito upstream of South Kalimantan was 3 : 1 and the growth pattern of this species was negative allometric.

## REFERENCES

- Amani AA, Amin SMN, Arshad A, Aminun Rahman M. 2011. Population Dynamics of Sergestid Shrimps *Acetes japonicas* in the Estuary of Tanjung Dawai, Kedah, Malaysia. *Journal of Fisheries and Aquatic Science*, 6(7): 751-760.
- Andreu-Soler A, Oliva Paterna FJ, Torralva M. 2006. A Review of Length-Weight Relationships of Fish from the Segura River Basin (SE Iberian Peninsula). *Journal of Applied Ichthyology*, 22: 295-296
- Arsyad MN, Syaefudin A. 2010. Food and Feeding Habit of *Rasbora (Rasbora argyrotaenia, Blkr)* in The down stream of Musi River. *Proceeding of International Conference on Indonesian Inland Waters II*. Research Institute for Inland Fisheries, Palembang, 217-224 p.
- Allan JD, Castillo M.M. 2007. *Stream Ecology, Structure and Function of Running Waters*. Second Edition. Pub. Springer. Netherlands. 429 p
- Axelrod HR, Burgess WE, Pronek N, Walls JG. 1991. *Dr. Axelrod's Atlas of freshwater aquarium fishes*. Sixth edition. T.F.H. Publications, Neptune City, New Jersey.
- Baensch HA, Riehl R. 1985. *Aquarien atlas*. Band 2. Mergus, Verlag für Natur- und Heimtierkunde GmbH, Melle, Germany. 1216 p.
- Bagenal T. 1978. *Methods For Assessment of Fish Production in Freshwater*. Third Edition. Oxford: Blackwell Scientific Publication. 365 p.
- Ball DV, Rao KV. 1984. *Marine Fishes*. Tata Mc Graw Hill Publishing Company Limited. New Delhi: 2-24 pp.
- Dina R. 2008. *Management Plan of Bada Fish (Rasbora argyrotaenia) Resources Based on Length Frequency Analysis in Maninjau Lake at West Sumatera*. Thesis. Bogor Agricultural Institute. Indonesia. 76 p.
- Dina R, Boer M, Butet NA. 2011. Length Size Profile and Gonad Maturity Level of Bada Fish (*Rasbora argyrotaenia*) at Different Fishing Gear in Maninjau Lake. *Oceanology and Limnology Indonesia* 37 (1): 105-118.
- Department of Fisheries and Marine of South Kalimantan Province, 2011. *Annual Report of Catch Statistic in South Kalimantan*.
- Department of Fisheries and Marine of South Kalimantan Province, 2015. *Annual Report of Catch Statistic in South Kalimantan*.
- Department of Fisheries and Marine of Barito Kuala Regency, 2008. *Annual Report*. Marabahan. South Kalimantan.
- Dodds WK. 2002. *Freshwater Ecology. Concepts and Environmental Applications*. Academy Press. An Elsevier Science Imprint. San Diego. pp. 569

- Doi A. 1997. *A review of taxonomic studies of cypriniform fishes in Southeast Asia*. Jap. J. Ichthyol. 44(1):1-33 pp.
- Dudgeon D. 2000. *The Ecology of tropical Asian rivers and streams in relation to biodiversity conservation*. *Annu. Rev. Ecol. Syst.* 31: 239-263.
- Dudgeon D, Arthington AH, Gessner MO, Kawabata Z, Knowler DJ, Leveque C, Naiman RJ, Prieur-Richard AH, Soto D, Stassny ML, Sullivan C.A. 2006. Freshwater Biodiversity: Importance, Threats, Status and Conservation Challenges. *Biological Reviews*, 81: 163-182
- Effendie M.I. 2002. *Fishery Biology*. Yayasan Pustaka Nusantara. Yogyakarta. 157 p.
- FAO. 2010. *The State of World Fisheries and Aquaculture*. Rome: FAO.
- Gulland JA. 1980. *General Concepts of Sampling Fish*. In Backiel, T., and Welcomme R.J. (Ed), *Guidelines For Sampling Fish in Inland Waters*. Rome: FAO, EIFAC Technical Paper (33). 176 p
- Matthews WJ, Heins DC. 1987. *Community and Evolutionary Ecology of North American Stream Fishes*. University Oklahoma Press, Norman.
- Miranda R, Oscoz J, Leunda PM, Escala M.C. 2006. *Weight-Length Relationships of Cyprinid Fishes of the Iberian Peninsula*. *J. Appl. Ichthyol.* 22: 297-298
- Nikolsky GV. 1963. *The Ecology of Fishes*. London and New York: Academic Press. 325 p.
- Kharat SS, Khillare YK, Dahanukar N. 2008. Allometric Scalling in Growth and Reproduction of a Freshwater *Loach Nemacheilus mooreh* (Sykes, 1839). *Electronic Journal of Ichthyology*. (1): 8-17 p.
- King M. 1995. *Fisheries Biology, Assessment, and Management*. United Kingdom: Fishing News Books. 341 p
- Lagler KF, Bardach JE, Miller RR, Passino DR. 1977. *Ichthyology*. USA: John Wiley and Sons. 506 p
- Liao YT, Kullander OS, Fang Fang. 2010. Phylogenetic analysis of the genus *Rasbora* (Teleostei: Cyprinidae). *Zoologica Scripta*, 39: 155-176.
- River Basin Agency of Kalimantan II, General Directorate of Water Resources, Ministry of Public Works Republic of Indonesia. 2012. *Pattern Review of Barito Basin*. Banjarmasin. 131 p.
- Rosadi E, Herawati EY, Setyohadi D, Bintoro G. 2014. Distribution, Composition, and Abiotic Environment of Silver Rasbora (*Rasbora argyrotaenia* Blkr) Fish in Upstream Areas of Barito Watershed, South Kalimantan. *Journal of Environment and Ecology*. 5(1): 117-131
- Rosadi E, Herawati EY, Setyohadi D, Bintoro G. 2015. Fish catches of Seluang Batang (*Rasbora argyrotaenia* Blkr) Based on the difference time of fishing operations on day and night in the Upstream Barito in South Kalimantan. Proceeding of National Seminar of Marine. Hang Tuah University, May 21, 2015. Surabaya. 217–224 53-C59 pp
- Rosadi E. 2009. Marketing Prospect of Seluang fish (*Rasbora* sp.) precessing in Barito Kuala Regency, South Kalimantan Province. Thesis. Postgraduate of Fisheries Faculty, Lambung Mangkurat University. Banjarbaru, South Kalimantan
- Said SD, Mayasari N, 2010. Growth and Reproduction Pattern of Bada fish (*Rasbora argyrotaenia*) for Disfferent Sex. *Limnotek Journal*, 17(2): 201-209.
- Shukor MN, Samat A, Ahmad AK, Ruziaton J. 2008. Comparative Analysis of Length-Weight Relationship of *Rasbora Sumatrana* in relation to the Physicochemical characteristics in Different Geographical Areas In Peninsular Malaysia. *Malays. Appl. Biol.* 37(I): 21-29.
- Sidthimunka A. 1973. Length-Weight Realtionships of Freshwater Fishes and Condition Factor of *Sarotherodon Melanotheron* Ruppell, 1852 and *Tilapia Guineensis* (Bleeker 1862) in Lakes Nokoue and Aheme (Benin, West Africa). *International Journal of Business, Humanities and Technology*. 2(3): 41-50.
- Sterba G. 1969. *Freshwater Fishes of the World*. Diterjemahkan oleh D.W. Tucler. New York: The Pet Library. Ltd. 878 p.
- Stiassny MLJ. 1996. An Overview of Freshwater Biodiversity: with some

- lessons from African Fishies. *Fisheries* 21: 7-13
- Stiassny MLJ. 1999. *The medium is the message: freshwater biodiversity in peril*. In Cracraft J, Grifo FT (eds) *The Living Planet in Crisis: Biodiversity Science and Policy*. Columbia University Press, New York, pp 53–71
- Sulistiyarto B. 1998. *Effect of Several Components habitat for Larvae Abundance of Seluang fish (Rasbora sumatrana) in Swamp Bebengkel Palangkaraya*. Thesis: Water Science Study Program, Postgraduate Program. Bogor Agriculture Institute. 80 p.
- Sulistiyarto B. 2012. Length-Weight Relationship, Condition Factor, and Food Composition of Saluang Fish (*Rasbora argyrotaenia* Blkr) in Rungan Floodplain, Central Kalimantan. *Journal of Tropika Animal Science*, 1(2): 62-66.
- Pauly D. 1984. *Fish Population Dynamics in Tropical Waters : A Manual for Use with Programmable Calculators*. Manila: ICLARM. 325 p.
- Prasetyo D, Asyari. 2003. *Inventory of Fish Species and River Barito Characteristic*. Expose of Research Result, 2002. Proceedings of the Research Centre for Capture Fisheries. Agency for Marine and Fisheries Research. Ministry of Marine Affairs and Fisheries, The Republic of Indonesia. Jakarta: 37-42 pp
- Tsoumani M, Liasko R, Moutsaki P, Kagalou I, Leonardos I. 2006. Length-Weight Relationships of an Invasive Cyprinid Fish (*Carassius gibelio*) from 12 Greek Lakes in Relation to Their Trophic States. *J. Appl. Ichthyol.* 22: 281-284.
- Weber M. DeBeaufort LF. 1916. *The Fishes of Indo-Australian Archipelago III. Ostariphyisi : II Cyprinoidea, Apodes, Synbranchi*. Leiden. E.J. Brill Ltd. 455p
- Winemiller KO, Agostinho AA, Caramaschi EP, 2008. *Fish Ecology in Tropical Streams*. Tropical Stream Ecology. Edited by David Dudgeon. Copyright 2008, Elsevier Inc. 107-146
- Yuanda MA, Dhahiyat Y, Herawati T. 2012. Community Structure of Fish in Cimanuk Upstream, Garut Regency. *Jurnal of Fisheries and Marine* 3(3): 229-236
- Yeni Rahman, Setyawati TR, Yanti AH. 2013. Population Characteristic of Biawan Fish (*Helostoma temminckii* Cuvier) in Kelubi Lake, Tayan Hilir subdistrict. *Jurnal of Protobiont* 2(2): 80-86.
- Zakeyudin MS, Mat Isa M., Md Rawi CS, Amir Md Shah S, Ahmad A.H. 2012. Assessment of Suitability of Kerian River Tributaries Using Length-Weight Relationship and Relative Condition Factor of Six Freshwater Fish Species. *Journal of Environment and Earth Science*. 2(3): 52-60.



# NATIVE\_SPECIES\_IN\_BARITO\_UPSTREAM\_AT\_SOUTH\_KALIMA...

## ORIGINALITY REPORT

18%

SIMILARITY INDEX

11%

INTERNET SOURCES

14%

PUBLICATIONS

5%

STUDENT PAPERS

## PRIMARY SOURCES

- 1 [www.acarindex.com](http://www.acarindex.com) 5%  
Internet Source
- 2 Submitted to Universitas Lambung Mangkurat 4%  
Student Paper
- 3 Syahroma H. Nasution, Ira Akhdiana, M. Suhaemi Syawal, Agus Nurhidyat. " Length-weight relationship and condition factor of endemic fish Bilih ( Blkr.) in Lake Singkarak, West Sumatra, Indonesia ", E3S Web of Conferences, 2021 2%  
Publication
- 4 [www.icid.org](http://www.icid.org) 2%  
Internet Source
- 5 [what-when-how.com](http://what-when-how.com) 2%  
Internet Source
- 6 N L Rapi, A Mallawa, J Tresnati, F Amir. " Growth pattern, condition factor and sex ratio of Grey Reef Shark (Bleeker,1856) in Makassar Strait ", IOP Conference Series: Earth and Environmental Science, 2020 2%  
Publication

---

Exclude quotes      On

Exclude matches      < 2%

Exclude bibliography      On