

Vehicle detection using background subtraction and clustering algorithms

by Yuslena Sari

Submission date: 19-Oct-2021 01:48AM (UTC+0700)

Submission ID: 1677375804

File name: tion_using_background_subtraction_and_clustering_algorithms..pdf (511.75K)

Word count: 2816

Character count: 15048

Vehicle detection using background subtraction and clustering algorithms

Puguh Budi Prakoso¹, Yuzlena Sari^{*2}

^{1,2}Faculty of Engineering, Universitas Lambung Mangkurat, Indonesia

^{1,2}National Center for Sustainable Transportation Technology, Indonesia

*Corresponding author, e-mail: puguh.prakoso@ulm.ac.id, yuzlena@ulm.ac.id

Abstract

Traffic congestion has raised worldwide as a result of growing motorization, urbanization, and population. In fact, congestion reduces the efficiency of transportation infrastructure usage and increases travel time, air pollutions as well as fuel consumption. Then, Intelligent Transportation System (ITS) comes as a solution of this problem by implementing information technology and communications networks. One classical option of Intelligent Transportation Systems is video camera technology. Particularly, the video system has been applied to collect traffic data including vehicle detection and analysis. However, this application still has limitation when it has to deal with a complex traffic and environmental condition. Thus, the research proposes OTSU, FCM and K-means methods and their comparison in video image processing. OTSU is a classical algorithm used in image segmentation, which is able to cluster pixels into foreground and background. However, only FCM (Fuzzy C-Means) and K-means algorithms have been successfully applied to cluster pixels without supervision. Therefore, these methods seem to be more potential to generate the MSE values for defining a clearer threshold for background subtraction on a moving object with varying environmental conditions. Comparison of these methods is assessed from MSE and PSNR values. The best MSE result is demonstrated from K-means and a good PSNR is obtained from FCM. Thus, the application of the clustering algorithms in detection of moving objects in various condition is more promising.

Keywords: FCM, ITS, K-means, OTSU, vehicle detection

Copyright © 2019 Universitas Ahmad Dahlan. All rights reserved.

1. Introduction

In transportation, vehicle detection systems can be defined as systems capable of detecting vehicles and measuring traffic parameters such as counting, speed, incident, etc [1, 2]. Vehicle detection can also be taken advantages of various transportation applications such as: vehicle navigation system, vehicle security, safety and others. The detection of vehicles with video cameras is one of the most promising non-intrusive technologies for large-scale data collection and adoption of sophisticated traffic control and management. Vehicle detection is also the basis of vehicle tracking. Correct vehicle detection results in better tracking. Vehicle tracking methods are highly influential in tracking results [3-5]. In addition, due to advancement in digital technology, camera is getting cheaper in production, so computer processing of digital image and video is also becoming faster and more cost effective [6-10]. Tracking of recorded videos in varying environmental conditions provides a difficult processing time during image segmentation of video [11, 12]. Various conditions affect the image quality of the resulting video recordings. For instance, the effects of lighting during the night and the rain result in very low quality video recording. The reason is that the lighting at night often undergoes drastic changes as well as rain that can degrade the image quality in video [3, 13].

Most static camera-based tracking systems use background subtraction method [14-16]. The main process in this method is analysing useful video sequences to extract the foreground and background images. This can be achieved by initially modelling the background of the video image. And in separating the foreground and the background, an appropriate threshold value is required [5, 15-17]. OTSU algorithm is the most classical subtraction background method used to segment an image. However, in determining threshold, OTSU algorithm cannot detect image optimally when dealing with other images in grey level. The shortcomings of the OTSU algorithm have been resolved by several researchers. Bhargava [18] noted that in addition to efficient, clustering method is able to provide

segmentation results in the image better and adaptive to changes in the environment and quick momentary changes. There are various types of clustering: K-means clustering, Fuzzy C-means clustering, mountain clustering method and subtractive clustering method [19-23]. This study is focused on the tracking of moving objects performed under various environmental conditions, which are recorded in a static video camera and a condition where the image quality is low. By proposing adaptive threshold algorithm obtained from FCM and K-means algorithm, it is expected that the accuracy to detect moving objects in the various environment condition is intensified.

2. Related Reasearch

There are numerous studies conducted on the detection of moving objects, which can be seen in the Table 1 [17, 18, 24, 25].

Table 1. Research Related to Moving Object Detection

Author and year	Method	Result
Xiangju Sun, Wei Wang Ping Gao, 2010	Kirsch Operator with Optical Flow (KOF) algorithm and OTSU	Background subtraction algorithm is not optimal for motion detection. 85% accuracy results with background subtraction algorithm and 91% accuracy results with KOF algorithm
Ruri Suko Basuki, Mochamad Hariadi and R Anggi Pramunendar, 2012	FCM and OTSU	Both algorithms show that the FCM algorithm produces a smaller threshold value so the number of pixel errors is less than the one in the OTSU algorithm
Bhargava and Sharma, 2016	FCM and K-means	The best results for grouping are achieved using Fuzzy K-Means clustering algorithm. But the best segmentation quality is obtained using Fuzzy C-Means clustering algorithm
Rawat and Raja, 2016	Shift algorithm	The detection of moving objects has been done using simple background reduction. Single moving object tracking has been done utilizing the modified shifting mean method and Kalman filter

3. Technique of Selecting Threshold

Thresholding is the simplest method of image segmentation. Individual pixels in a grayscale image are marked as 'object' pixels if their value is greater than certain threshold value (assuming the object is brighter than the background) and as a 'background' pixels in the other way round [2, 24]. Thresholding techniques, which are used in this research are background subtraction and clustering. Background subtraction is performed by using OTSU while clustering is conducted by employing FCM and K-means.

3.1. OTSU

The OTSU method performs discriminant analysis by determining a variable by distinguishing between two or more groups naturally. The OTSU method starts with normalizing the image histogram as a probability discrete density function as:

$$p_r(r_q) = \frac{n_q}{n} \text{ where } q = 0, 1, 2, \dots, L - 1 \quad (1)$$

where n is the total number of pixels in the image, n_q is the number of pixels r_q , and L is the total number of image intensity levels. In determining the value of T by maximizing between class variances is defined as follows:

$$\sigma_B^2 = \omega_o(\mu_o - \mu_T)^2 + \omega_1(\mu_1 - \mu_T)^2 \quad (2)$$

which is obtained from:

$$\omega_o = \sum_{q=0}^{k-1} p_q(r_q) \text{ where } \omega_1 = \sum_{q=k}^{L-1} p_q(r_q) \quad (3)$$

$$\mu_0 = \sum_{q=0}^{k-1} \frac{qp_q(r_q)}{\omega_0} \text{ where } \mu_1 = \sum_{q=k}^{L-1} \frac{qp_q(r_q)}{\omega_0} \quad (4)$$

$$\mu_T = \sum_{q=0}^{L-1} qp_q(r_q) \quad (5)$$

3.2. Fuzzy C-Means (FCM)

FCM generates matrixes that contain ownership of multiple objects in each cluster. In FCM, threshold is defined as the average value of maximum on the object with the smallest and minimum center with middle center.

$$SSE = \sum_{i=1}^N \sum_{j=1}^c u_{ij}^m \|x_i - c_j\|^2, \quad 1 \leq m \leq \infty \quad (6)$$

where for the above formula shows the ownership of each pixel in the cluster:

$$\sum_{i=1}^c u_{ij} = 1, \quad 1 \leq j \leq n \quad (7)$$

$$u_{ij} \geq 0, 1 \leq i \leq c, 1 \leq j \leq n \quad (8)$$

$$\sum_{i=1}^n u_{ij} = 1, \quad 1 \leq i \leq c \quad (9)$$

The first step of FCM algorithm is the searching of data input in the image. After that, it will select the number of the cluster and its value. And then the division of the matrix is calculated using:

$$u_{ij} = 1 / \sum_{j=1}^c \left(\frac{d_{ik}}{d_{jk}} \right)^{\frac{2}{m-1}} \quad (10)$$

finally, the cluster in the center is changed with new cluster:

$$c_j = \frac{\sum_{k=1}^n u_{jk}^m x_k}{\sum_{k=1}^n u_{jk}^m} \quad (11)$$

3.3. K-Means

The K-means algorithm is the most famous and widely used as clustering method in many fields because it is simple, easy to implement, has the ability to cluster large data, able to handle outlier data and linear time complexity $O(nKT)$, where n is the number of documents, K is the number of clusters and T is the number of iterations. K-means algorithm is a partitioning clustering method that separates data into different groups. This algorithm works on numeric attribute. With iterative partitioning, the K-means algorithm is able to minimize the average distance of each data to its cluster. K-means algorithm consists of the following steps: (1) determining the value of k as the number of clusters to be formed, (2) generating the initial centroid (cluster center point) at random, (3) calculating the distance of each data to each cluster center by using the formula of correlation between two objects i.e. Euclidean Distance, (4) grouping any data based on the closest distance between the data and the center, and then (5) determining the position of a new cluster center by calculating the mean value of the data that is in the same cluster center.

4. Research Method

The method proposed for this research applies K-means and FCM algorithm to the background subtraction with frame difference in pixel grouping of the image into the foreground or background. Figure 1 shows the proposed method. Video data as input data is image data prepared in the initial data processing, made in the experimental folder. Then a boundary between pixels as foreground and background is given in the process using background subtraction. Finally Morphology is utilized to get a good object in the detection.

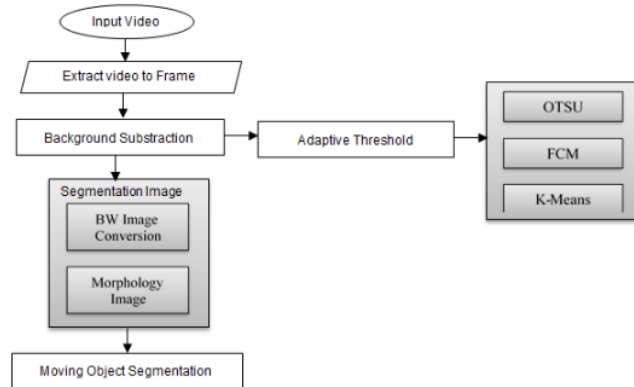


Figure 1. The proposed method

5. Results and Analysis

The comparison of the experiment results is summarized in the following Table 2. Table 2 depicts the segmentation result. It can be seen that the K-Means and FCM method is very robust in changes compared to OTSU, so more frequent changes from each frame. Measurement of evaluation utilizes Mean Square Error (MSE) and Peak Signal to Noise Ratio (PSNR) to know the accuracy of each method, which are calculated using the following formulas [26, 27]:

$$SE(X, Y) = \frac{1}{MN} \sum_{i=1}^M \sum_{j=1}^N [X(i, j) - Y(i, j)] \quad (12)$$

$$PSNR(X, Y) = 10 \cdot \log \left(\frac{\max^2}{MSE(X, Y)} \right) \quad (13)$$

where X is the actual image, Y is the segmentation image of the $M \times N$ size and \max is the maximum pixel value range of the image. Table 3 shows the MSE and PSNR average result. The histogram images of MSE and PSNR measurements between OTSU, FCM and K-Means can be seen in the following Figures 2 and 3.

Table 2. Segmentation Result

Frame	062	103	240	369
Original				
OTSU				
FCM				
K-Means				

Table 3. MSE and PSNR Average Result

	OTSU	FCM	K-Means
MSE	25459.8	7872.461	6695.008
PSNR	8.248	13.438	14.432

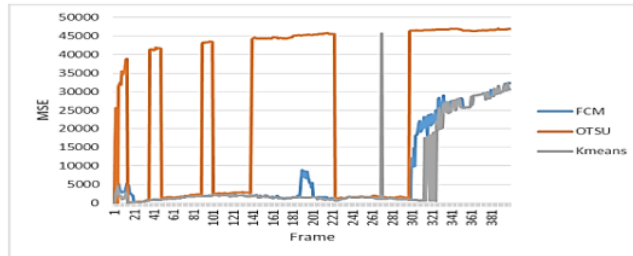


Figure 2. MSE graph

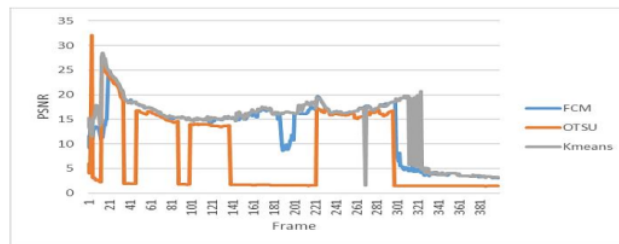


Figure 3. PSNR graph

Based on the graphs shown in the figures above, there are many values of MSE approaching 0, which can be interpreted that the results of the image and the results of manual tracking does not appear so there is a difference or no moving objects in the frame. Meanwhile, when there are moving objects, the results obtained from OTSU, FCM and K-Means have values higher than 0. It is figured out that the K-Means method is able to obtain detail changes better than FCM and OTSU. As for PSNR tends to be infinite, a very good value is depicted from the one greater than zero.

4. Conclusion

From the experimental research on the detection of moving objects, it can be summarized that K-Means and FCM algorithms are superior to the OTSU algorithm. In addition, many other researches also demonstrated that the cluster algorithm without supervision, which has been successfully applied to some problems in pixels is FCM. It can be said that the mean values of PSNR obtained from the three methods are quite good. Nevertheless, the one generated by FCM produces the best PSNR, which is greater than the other methods. So it can be concluded that clustering algorithms (K-means and FCM) are more prominent to the background subtraction algorithm (OTSU). The MSE values generated from K-Means and FCM algorithms show fewer errors, thus the application of the clustering algorithms in detection of moving objects in various condition is more promising.

Acknowledgement

This paper is supported by USAID through Sustainable Higher Education Research Alliances (SHERA) Program-Centre for Collaborative (CCR) National Center for Sustainable Transportation Technology (NCSTT) with Grant No. IIE0000078-ITB-1.

References

- [1] Uke NJ. Moving Vehicle Detection for Measuring Traffic Count Using OpenCV. *J Autom Control Eng.* 2013; 1(4): 349–52.
- [2] Carabias DM. Analysis of Image Thresholding Methods for Their Application to Augmented Reality Environments. Máster en Investigación en Informática. Facultad de Informática Universidad Complutense de Madrid; 2012.
- [3] Jazayeri A, Cai H, Zheng JY, Tuceryan M. Vehicle Detection and Tracking in Car Video Based on Motion Model. *Intell Transp Syst IEEE Trans.* 2011; 12(99): 1–13.
- [4] Wang B, Gu Q. A Detection Method for Transmission Line Insulators Based on an Improved FCM Algorithm. *TELKOMNIKA Telecommunication Computing Electronics and Control.* 2015; 13(1): 164–172.
- [5] Guido G, Vitale A, Saccomanno FF, Astarita V, Giofrè V. Vehicle Tracking System based on Videotaping Data. *Procedia-Soc Behav Sci.* 2014; 111: 1123–32.
- [6] Tm S, Ramesh KB. Reviewing the Effectivity Factor in Existing Techniques of Image Forensics. *International Journal of Electrical and Computer Engineering.* 2017; 7(6): 3558–69.
- [7] Bhat M. Digital Image Processing. *Int J Sci Technol Res.* 2014; 3(1): 272–6.
- [8] Deever A, Kumar M, Pillman B. Digital Camera Image Formation: Processing and Storage. Sencar HT, Memon N. *Editors.* New York: Springer Science + Business Media New York. 2013: 45–77.
- [9] Hemalatha JKA. Pattern recognition in image processing—A study. *Int J Innov Res Comput Commun Eng.* 2014; 2(5): 378–84.
- [10] Kannadhasan S. Research Issues on Digital Image Processing For Various Applications in this World. *Glob J Adv Res.* 2014; 1(1): 46–55.
- [11] Battiato S, Farinella GM, Furnari A, Puglisi G, Snijders A, Spiekstra J. An integrated system for vehicle tracking and classification. *Expert Syst Appl.* 2015; 42(21): 7263–7275.
- [12] Nemade B. Automatic Traffic Surveillance Using Video Tracking. *Procedia Comput Sci.* 2016; 79: 402–9.
- [13] Dmitrieva OA. Forensic-medical assessment of the damage to sex organs unrelated to sexual crimes. *Sud Med Ekspert.* 2006; 49(5): 15–7.
- [14] Bachir BM, Tarek B, Senlin L, Hocine L. Weighted Samples Based Background Modeling for the Task of Motion Detection in Video Sequences. *TELKOMNIKA Telecommunication Computing Electronics and Control.* 2014; 12(11): 7778–84.
- [15] Dave S, Nagmode M, Jahagirdar A. Statistical Survey on Object Detection and tracking Methodologies. *Int J Sci Eng Res.* 2013; 4(3): 1–8.
- [16] Fang Y, Wang Y, Jin W. Multiple moving targets tracking research in cluttered scenes. *Procedia Eng.* 2011; 16: 54–8.
- [17] Gao P, Sun X, Wang W. *Moving object detection based on kirsch operator combined with Optical Flow.* 2010 Int Conf Image Anal Signal Process. 2010: 620–4.
- [18] Bhargava K, Sharma S. A survey on video object tracking, video segmentation and image clustering methods. *Int. J. Adv. Res. Electron. Commun. Eng.* 2016; 5(5): 1389–92.
- [19] Ebrahimi A, Pahlavani P, Masoumi Z. Optimizing Energy Consumption In Vehicular Sensor Networks By Clustering Using Fuzzy C-Means And Fuzzy Subtractive Algorithms. *Int Arch Photogramm Remote Sens Spat Inf Sci.* 2017; XLII(October): 7–10.
- [20] Dhanachandra N. A New Approach of Image Segmentation Method Using K-Means and Kernel Based Subtractive Clustering Methods. *Int J Appl Eng Res.* 2017; 12(20): 10458–10464.
- [21] Dhanachandra N, Chanu YJ. Image Segmentation Method using K-means Clustering Algorithm for Color Image. *Adv Res Electr Electron Eng.* 2015; 2(11): 68–72.
- [22] Sabit H, Al-anbuky A. Multivariate Spatial Condition Mapping Using Subtractive Fuzzy Cluster Means. *Sensors.* 2014; 14(10): 18960–18981.
- [23] Tawafan AH, Sulaiman M, Ibrahim Z Bin. Adaptive Neural Subtractive Clustering Fuzzy Inference System for the Detection of High Impedance Fault on Distribution Power System. *International Journal of Artificial Intelligence.* 2012; 1(2): 63–72.
- [24] Basuki RS, Hariadi M, Pramunendar RA. *Fuzzy C-Means Algorithm for Adaptive Threshold on Alpha Matting.* Int Conf Inf Technol Electr Eng. 2012: 177–180.
- [25] Rawat N, Raja R. Moving Vehicle Detection and Tracking Using Modified Mean Shift Method and Kalman Filter and Research. *International Journal of New Technology and Research.* 2016; (5): 96–100.
- [26] Spagnolo P, Orazio TD, Leo M, Distanto A. Moving object segmentation by background subtraction and temporal analysis. *Image and Vision Computing.* 2006; 24(5): 411–423.
- [27] Soeleman MA, Hariadi M, Purnomo MH, Ng KK. *Adaptive Threshold for Background Subtraction in Moving Object Detection using Fuzzy C-Means Clustering.* TENCON 2012 IEEE Region 10 Conference. 2012: 1–5.

Vehicle detection using background subtraction and clustering algorithms

ORIGINALITY REPORT

19%
SIMILARITY INDEX

12%
INTERNET SOURCES

14%
PUBLICATIONS

10%
STUDENT PAPERS

MATCH ALL SOURCES (ONLY SELECTED SOURCE PRINTED)

1%

★ Submitted to School of Business and Management ITB
Student Paper

Exclude quotes On
Exclude bibliography On

Exclude matches Off

Vehicle detection using background subtraction and clustering algorithms

GRADEMARK REPORT

FINAL GRADE

/0

GENERAL COMMENTS

Instructor

PAGE 1

PAGE 2

PAGE 3

PAGE 4

PAGE 5

PAGE 6