

Irawansyah_2021_IOP_Conf_Ser __Mater_Sci_Eng_1034_012045. pdf *by*

Submission date: 18-Jan-2022 01:33PM (UTC+0900)

Submission ID: 1743332159

File name: Irawansyah_2021_IOP_Conf_Ser__Mater_Sci_Eng_1034_012045.pdf (1.02M)

Word count: 2187

Character count: 11504

PAPER · OPEN ACCESS

Characterization of heat transfer on concentric tube heat exchanger using ethylene glycol/TiO₂ nanofluid

To cite this article: Herry Irawansyah *et al* 2021 *IOP Conf. Ser.: Mater. Sci. Eng.* **1034** 012045

View the [article online](#) for updates and enhancements.



240th ECS Meeting ORLANDO, FL

Orange County Convention Center Oct 10-14, 2021

Abstract submission deadline extended: April 23rd

SUBMIT NOW

Characterization of heat transfer on concentric tube heat exchanger using ethylene glycol/TiO₂ nanofluid

Herry Irawansyah^{1*}, Abdul Ghofur¹, Rachmat Subagyo¹, Mastiadi Tamjidillah¹, Bagus Harits Pratama¹, Bekti Suroso², Budi Santoso Wibowo³

1 Mechanical Engineering Department, Lambung Mangkurat University
Brigjen H. Hasan Basri, Banjarmasin 70123, Indonesia
*Email: herryirawansyah@ulm.ac.id

2 Mechanical Engineering Department, University of Muhammadiyah Sumatera Utara
Mukhtar Basri 3, Medan 20238, Indonesia

3 Mechanical Engineering Department, Bangka Belitung University
Balun Ijuk, Merawang, Bangka 33172, Indonesia

Abstract. This study aims to determine the effect of temperature and volume fraction on heat transfer rate and heat transfer coefficient on concentric tube heat exchanger with nano ethylene glycol / TiO₂ fluid. From the results of tests and analyzes that have been done, it is obtained the best temperature and volume fraction that supports the rate of heat transfer. The best heat transfer rate of 22,430.25 W is done at the condition of the 0.03% TiO₂ Volume Fraction and at a temperature of 100 ° C. The best heat transfer coefficient occurs at a volume fraction of 0.03% and at a temperature of 100 ° C. It can be concluded that, TiO₂ will increase the heat capacity and heat conductivity of the base fluid which will optimize the performance of the fluid.

Keywords: nanofluid, ethylene glycol, heat transfer

1. Introduction

Heating and cooling processes of fluid is a principal necessity in the sectors of transportation, energy, and industry. The thermal properties that the fluid possessed have a significant role in energy efficiency. The fluids used in the heat transfer are ethylene glycol, water, and engine lubricating oil which have a low heat transfer, so in this case, it is necessary to have a development to increase the conventional heat transfer properties.

Nanoparticle technology is currently developing toward a new class of fluid and specifically called a nanofluid, the fluid has a high chance to be applied to a heat exchanger. A nanofluid means a mixture of two phases where the dispersed phase is a solid nanoparticle that sized smaller than 100 nm, very fine and a continuous phase is a liquid fluid. One of the ways to improve heat transfer is by improving fluid properties performance to heat transfer. The fluid used for the



cooling medium is generally a fluid with low thermal conductivity. The addition nanoparticles can improve the fluid properties [4]

This research was conducted experimentally using a heat exchanger modeling tool, with the type of double pipe exchanger concentric tube. This research will observe some factors that influence the heat transfer, including flow properties, Reynolds numbers, Prandtl number, concentration of nanoparticles, and also the temperature. This experiment used water as the cold fluid and ethylene glycol as the hot fluid. Then the hot fluid/ethylene glycol was added with TiO_2 . The application in this study when viewed in the Concentric tube double pipe heat exchanger is in the Auxiliary Cooling Water System at the Steam Power Plant to use cooling of bearing and oil. When looking at the diversification of Ethylene Glycol is to cool the combustion system area on the engine, or the cylinder, or jacket water cooling system. In the textile industry, because the high boiling point has a very high heat capacity, it will increase the capabilities of heat storage and absorption, and reduce fuel costs.

2. Methods

2.1. Equipment

The research conducted was an experiment using a heat exchanger modeling tool with the type of concentric tube double pipe exchanger with 2 pipes [9,10]. Cold water pipes with a diameter of 76.2 mm, 1.8 mm thick with a length of 1100 mm and a hot water pipe with a diameter of 38.1 mm, 2 mm thick with a length of 1300 mm where both pipes are steel. The fluids used are water for cold fluid and the hot fluid is a mixture of ethylene glycol and titanium dioxide dispersed with the variations of the volume fraction are 0.01%, 0.02%, and 0.03% with an opposite flow.




Figure 1. Experimental Apparatus

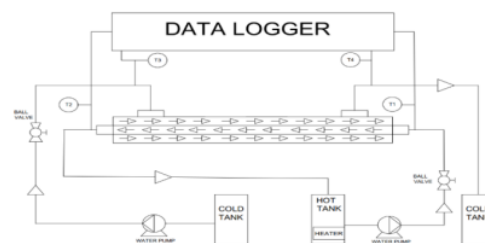


Figure 2. Heat exchanger scheme

2.2. Material used

Nanoparticle used in this study was Titanium Dioxide with 18 nm particle size of US Research Nanomaterials, Inc production. Sample nanofluid is prepared by using magnetic stirrer and ultrasonic vibration for 1 hours to make homogenous fluid and there is not agitation on sample. The temperature was maintained between 30 °C until 100 °C and fraction volume was set by 0.01 %, 0.02 %, and 0.03 %.

2.3. Test procedure

The first experiment used water as the cold fluid then dispersed of ethylene glycol and titanium dioxide as the heated fluid. Next step filled both tanks with fluid. (hot tank with heater and cold tank pumped by a water pump). Then turn on the heater in the tank, the temperature that we want to achieve in this study is 100°C of hot fluid in the form of ethylene glycol with the addition of titanium dioxide that has been dispersed with a mixture variation of 0.01%, 0.02%, and 0.03%, with opposite water flow. Set the temperature of the hot water used, the variation observed is the temperature of the water that has been heated starting from 100°C, 90°C, 80°C, 70°C, 60°C, 50°C, 40°C dan 30°C.

3. Result and discussion

From the test on the double pipe concentric tube heat exchanger, obtained the data of temperature differences on the side of nanofluid inlet temperature and nanofluid outlet temperature, refrigerant inlet temperature, and refrigerant outlet temperature

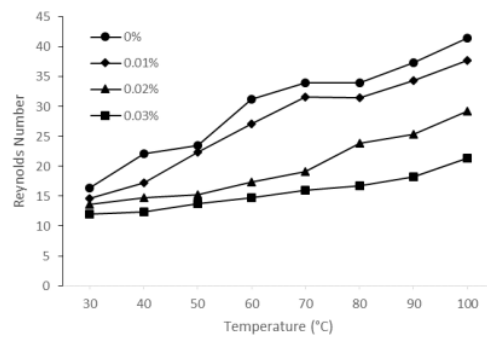


Figure 3. Correlation of volume fraction and temperature on Reynolds number

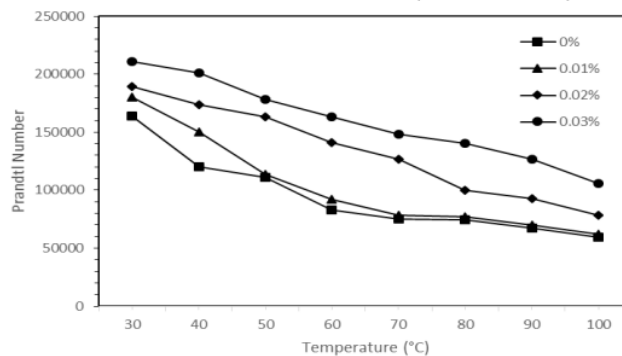


Figure 4. Correlation of volume fraction and temperature on Prandtl number

The increase of Reynolds number is directly proportional to the temperature increase but inversely proportional to the volume fraction. Reynolds number value increases along with the increase in temperature but inversely proportional to the addition of nanoparticles volume fraction. The greatest value of Reynolds number of approximately 41.5 occurred at 0% volume fraction and increased by 3.4% compared to fluid with 0.03% volume fraction at 30°C.

The increase of Prandtl Number is directly proportional to the volume fraction increase but inversely proportional to the temperature increase. Prandtl number increases along with the addition of the nanoparticles volume fraction. The greatest value of the Prandtl number of approximately 163.776 occurs at a volume fraction of 0.03% at temperature of 30°C and increases by 1.2% to base fluid. The addition of TiO₂ nanoparticles with ethylene glycol with a 0.03% volume fraction of TiO₂ has been shown to increase the Prandtl Number.

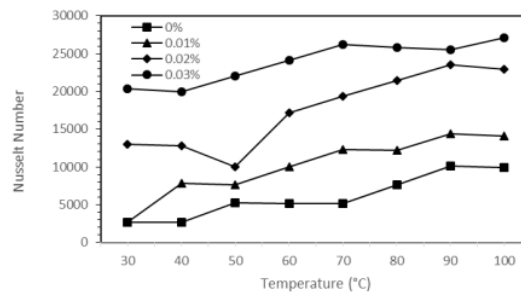


Figure 5. Correlation of Volume Fraction and Temperature on Nusselt Number

The increase of Nusselt number is directly proportional to the increase in temperature and volume fraction. It number increases along with the addition of nanoparticles volume fraction and temperature increase. The greatest value of the Nusselt number of approximately 27,130 occurs at volume fraction of 0.03% at a temperature of 100°C and increases by 2.7% compared to the base fluid. The addition of TiO₂ nanoparticles with Ethylene glycol with a 0.03% volume fraction of TiO₂ has been shown to increase Nusselt number. The influence of volume fraction and temperature is supported by [5,7,9,10].

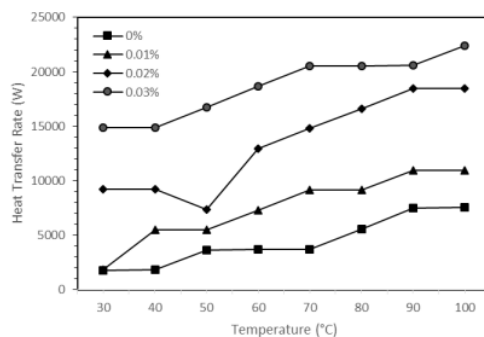


Figure 6. Correlation of volume fraction and temperature on heat transfer rate

The increase in the value of the heat transfer rate is proportional to the increase in temperature and volume fraction. The value of the heat transfer rate increases along with the addition of nanoparticles volume fraction and temperature increase. This case is caused by the Brownian motion, similar to a billiard ball that bounces off each other, the decrease in density causes the Brownian motion to be increasingly outward and increases the transfer rate. The greatest value of the heat transfer rate of approximately 22,430.25 W increases by 12.4% compared to the base fluid occurs at volume fraction of 0.03% at a temperature of 30°C. The addition of TiO₂ nanoparticles with ethylene glycol with a volume fraction of 0.03% has been shown to increase the heat transfer rate. This case is caused by the addition of TiO₂ nanoparticles to the ethylene glycol will increase the heat capacity of the working fluid so that the heat transfer rate will increase [6]. This shows that the volume fraction and temperature can increase the heat transfer rate.

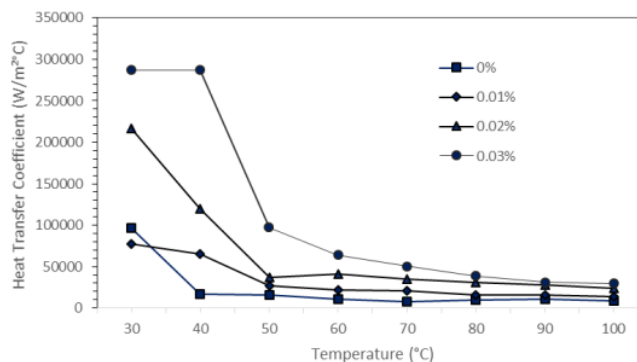


Figure 7. Correlation of temperature and volume fraction on heat transfer coefficient

The addition of TiO₂ with a volume fraction of 0.03% has been shown to increase the heat transfer coefficient. This case is caused by the addition of TiO₂ nanoparticles with a volume fraction of 0.03% to the ethylene glycol will increase the heat capacity of the working fluid so that the heat transfer rate inside the heat exchanger will increase, by the increase of the heat transfer rate will increase the heat transfer coefficient. This data had same trend with [1,2,4,8] that heat transfer coefficient increase.

4. Conclusion

The results of this study can be concluded that:

- The temperature and volume fraction influence on the Nusselt and Prandtl number. Nusselt number increase along increasing temperature. Also, Nusselt number increase along increasing volume fraction. Meanwhile, Prandtl number decrease along increasing volume fraction, but Prandtl number increase along increasing temperature.
- The temperature and volume fraction influence on the heat transfer rate. The value of the heat transfer rate increases along with the addition of nanoparticles volume fraction and temperature increase. This case is caused by the Brownian motion, the decrease in density causes the Brownian motion to be increasingly outward and increases the transfer rate.

5. References

- [1] Akyürek, E. F., Geliş, K., Şahin, B., & Manay, E. (2018). Experimental analysis for heat transfer of nano-fluids with wire coil turbulators in a concentric tube heat exchanger. Results in Physics, 9, 376–389

- [2] Abdul-Majeed, B. A., & Jawad, H. R. (2019). Analysis of Shell and Double Concentric Tube Heat Exchanger Using CFD Application. *Journal of Engineering*, 25(11), 21–36
- [3] Choi, S. U. S. (1995). Enhancing thermal conductivity of fluids with nanoparticles. *American Society of Mechanical Engineers, Fluids Engineering Division (Publication) FED*, 231, 99–105. Gibson, R. F. 1994. *Principles of Composites Material Mechanics*. Singapore: McGraw-Hill.
- [4] Davamejad Reza, Barati Sara, Kooshki Maryam. (2013). CFD Simulation of The Effect of Particle Size on The Nanofluids Convective Heat Transfer in The Developed Region in a Circular Tube. *SpringerPlus* 2013, 2:192
- [5] Egeten, H. S. F., Sappu, F. P., & Maluegha, B. (2014). The Effectiveness of Plate Heat Exchanger P41 73Tk. Manado: Sam Ratulangi University
- [6] Ella Agustin Dwi Kiswanti, & Pratapa, S. (2013). Synthesis of Titanium Dioxide (TiO₂) Using The Acid Metal-Dissolved Method. *Jurnal Sains Dan Seni Pomits*, 3(2), 18–21
- [7] Irawansyah, H., & Kamal, S. (2017). Effect of Temperature and Volume Fraction on Viscosity and Density of Nano Fluid TiO₂ / Termo XT32 Oil. *Prosiding SNTTM XVI*, 67–69.
- [8] Sławomir Boncel, Aurelia Zniszczoł, Mirosława Pawlyta, Krzysztof Labisz, Grzegorz Dzido. (2017). Heat transfer nanofluid based on curly ultra-long multi-wall carbon nanotubes. *Heat Mass Transfer* 54:333–339
- [9] Suroso, B., Kamal, S., Kristiawan, B., Irawansyah, H., Wibowo, B. S., & Yani, M. (2019). Convective heat transfer of nanofluids TiO₂/Thermo Oil XT 32 in concentric tube heat exchanger. *IOP Conference Series: Materials Science and Engineering*, 674(1). <https://doi.org/10.1088/1757-899X/674/1/012063>
- [10] Wibowo, B. S., Setiawan, Y., & Radiyan, F. (2019). The Effect of Temperature and Twist Ratio from Twisted Tape Insert to Pumping Power in Concentric Exchange Tools using Nanofluida TiO₂ and Oli Termo XT-32. *IOP Conference Series: Earth and Environmental Science*, 353(1). <https://doi.org/10.1088/1755-1315/353/1/012050>

ORIGINALITY REPORT

17%

SIMILARITY INDEX

15%

INTERNET SOURCES

19%

PUBLICATIONS

11%

STUDENT PAPERS

MATCH ALL SOURCES (ONLY SELECTED SOURCE PRINTED)

13%

★ B Suroso, S Kamal, B Kristiawan, H Irawansyah, B S Wibowo, M Yani. " Convective heat transfer of nanofluids TiO /Thermo Oil XT 32 in concentric tube heat exchanger ", IOP Conference Series: Materials Science and Engineering, 2019

Publication

Exclude quotes On

Exclude matches < 2%

Exclude bibliography On